



US00D601634S

(12) **United States Design Patent**
Butler et al.

(10) **Patent No.:** **US D601,634 S**
(45) **Date of Patent:** **** Oct. 6, 2009**

(54) **MEDIA VENDING MACHINE**
(75) Inventors: **Jon Butler**, Salt Lake City, UT (US);
Trevor Suelzle, Salt Lake City, UT (US)
(73) Assignee: **Mediaport Entertainment Inc.**, Salt
Lake City, UT (US)

D289,757 S * 5/1987 House D14/127
D302,178 S * 7/1989 King D20/1
D325,746 S * 4/1992 Cerf D20/1
D334,029 S * 3/1993 Reising D20/1
6,466,830 B1 * 10/2002 Manross et al. 700/83
6,708,811 B2 * 3/2004 Roscoe 194/215

(**) Term: **14 Years**
(21) Appl. No.: **29/250,681**
(22) Filed: **Nov. 27, 2006**

* cited by examiner

Primary Examiner—Joel Sincavage
Assistant Examiner—Mary Ann Calabrese
(74) *Attorney, Agent, or Firm*—Kenneth E. Horton; Kirton &
McConkie

(51) **LOC (9) Cl.** **20-01**
(52) **U.S. Cl.** **D20/1**
(58) **Field of Classification Search** D20/1-9,
D20/99; 221/9, 10, 17, 22, 75, 76, 89, 92,
221/95, 96, 123, 124, 131, 133, 191, 194,
221/206; D14/127, 308; D16/225, 226,
D16/228; D99/28, 34, 99; 194/215, 350,
194/906; 235/381, 383; 312/234, 234.1;
700/83; 705/26

(57) **CLAIM**

The ornamental design for a media vending machine, as
shown and described.

See application file for complete search history.


DESCRIPTION

FIG. 1 comprises a perspective view showing my new design
of the media vending machine.
FIG. 2 is an enlarged front view thereof.
FIG. 3 is a side view thereof.
FIG. 4 is a rear view thereof.
FIG. 5 is a top view thereof; and,
FIG. 6 is a bottom view thereof.

(56) **References Cited**
U.S. PATENT DOCUMENTS

D151,952 S * 12/1948 Babcock D20/1
D225,600 S * 12/1972 Hill D99/28
D252,932 S * 9/1979 Felder D16/225

1 Claim, 5 Drawing Sheets






FIG. 1

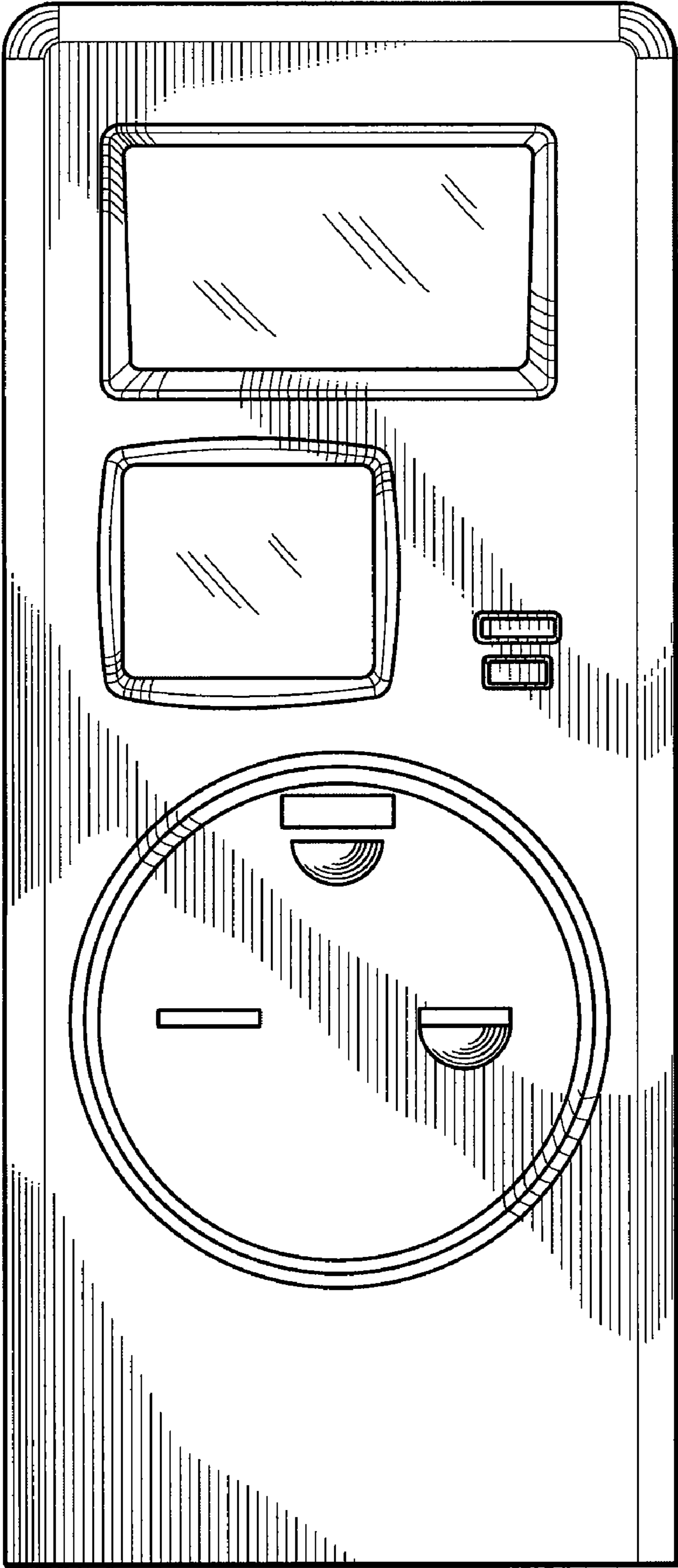


FIG. 2

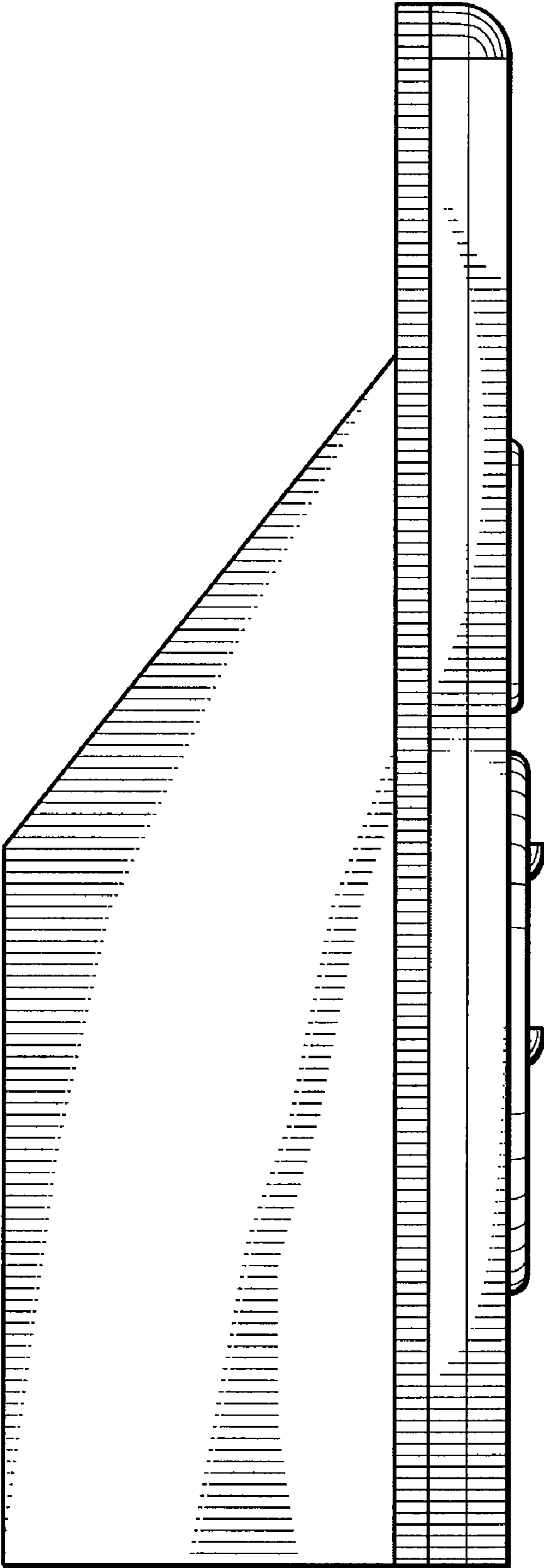


FIG. 3

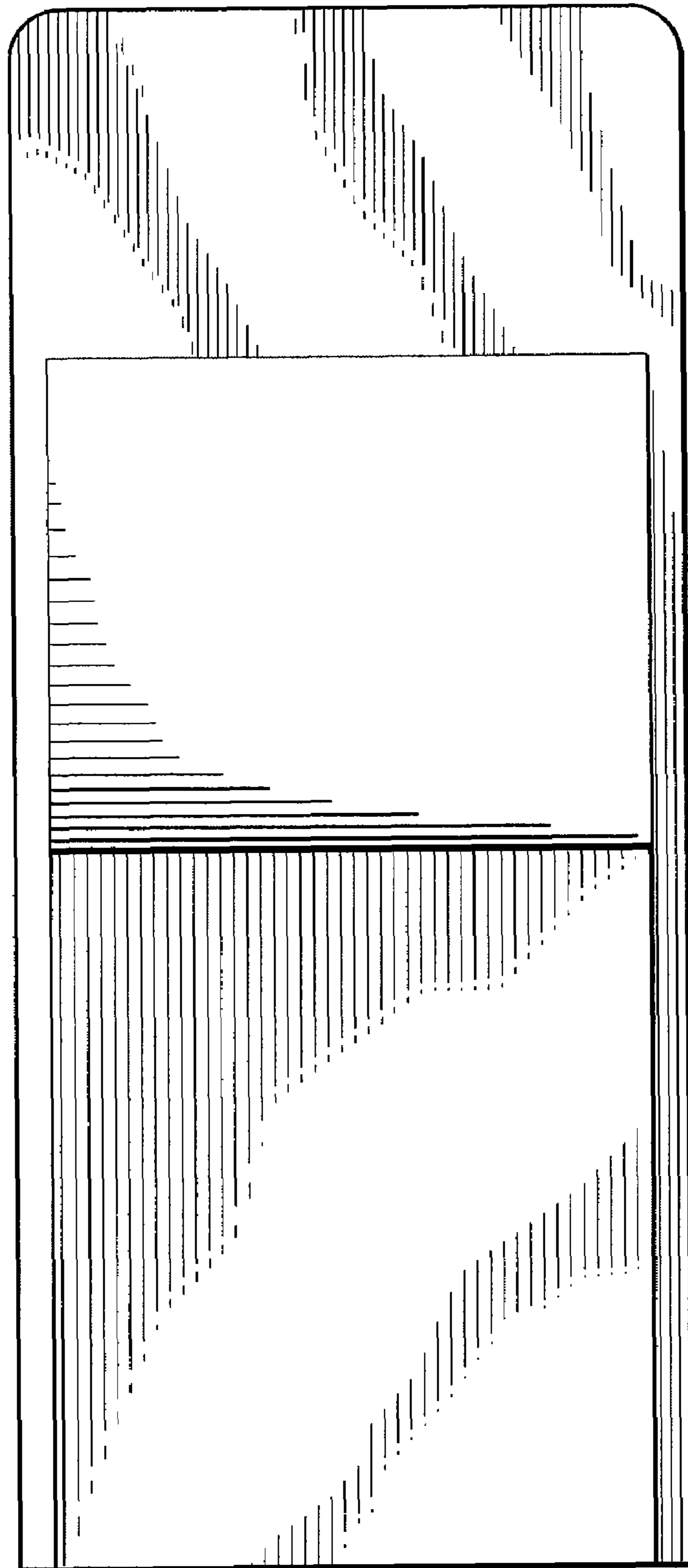


FIG. 4

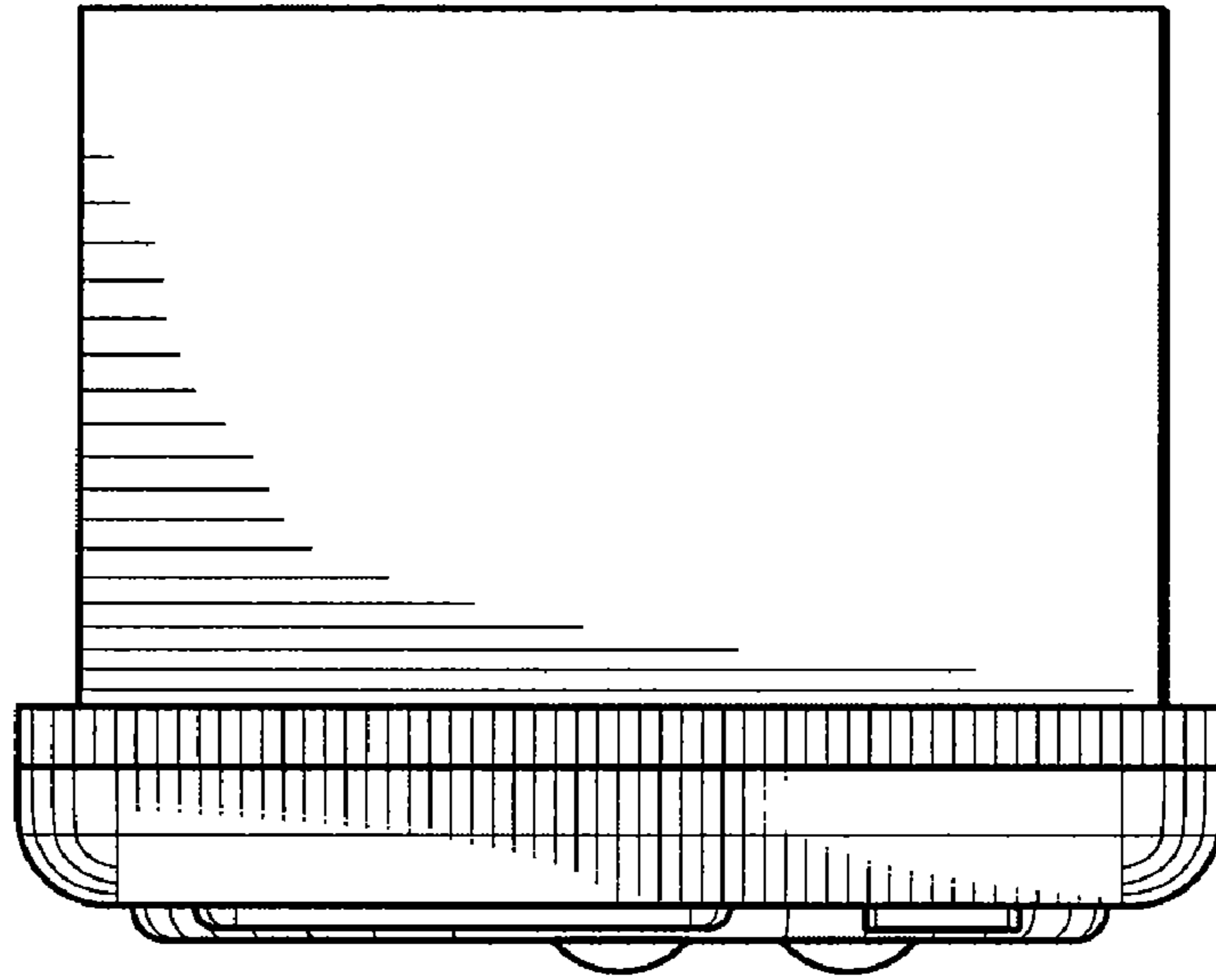


FIG. 5

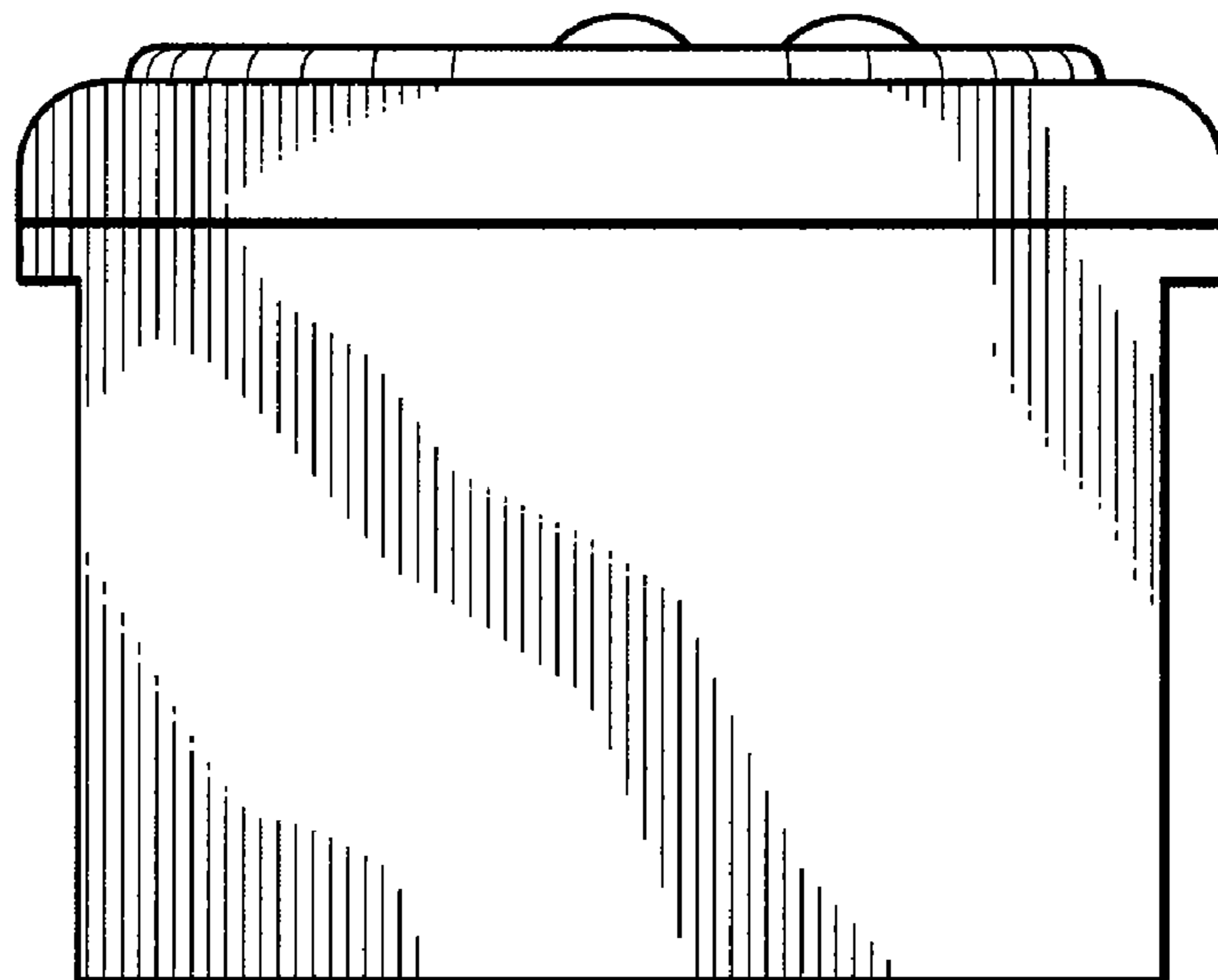


FIG. 6