



US00D601629S

(12) **United States Design Patent**
Johnson

(10) **Patent No.:** **US D601,629 S**

(45) **Date of Patent:** **** Oct. 6, 2009**

(54) **CLIP FOR ORGANIZING NOTES AND PHOTOGRAPHS**

(76) **Inventor:** **Rick D. Johnson**, 736 Marin Dr., Mill Valley, CA (US) 94941

(**) **Term:** **14 Years**

(21) **Appl. No.:** **29/327,120**

(22) **Filed:** **Oct. 30, 2008**

(51) **LOC (9) Cl.** **19-02**

(52) **U.S. Cl.** **D19/65**

(58) **Field of Classification Search** D19/90,
D19/65; D15/133; D8/394, 395; D6/553;
211/124, 25, 45; D25/121; 24/545, 554,
24/67 R, 67.3, 67.9, 485, 486, 530, 546
See application file for complete search history.

(56) **References Cited**

U.S. PATENT DOCUMENTS

D198,447 S *	6/1964	Lovgren	D25/119
4,105,127 A *	8/1978	Holl	211/124
D267,776 S *	2/1983	Holgerson et al.	D8/396
D301,889 S *	6/1989	Price	D15/133
D302,653 S *	8/1989	Wolff	D8/395
D310,689 S *	9/1990	Evenson	D19/90
5,285,952 A *	2/1994	Ho	229/67.4
D366,410 S *	1/1996	Schlabach	D8/395
D381,177 S *	7/1997	Patois et al.	D34/29
D385,304 S *	10/1997	Griffin	D19/65
D398,651 S *	9/1998	Suzuki	D19/90
D407,749 S *	4/1999	Griffin	D19/65
D416,735 S *	11/1999	Haase et al.	D6/553

D419,858 S *	2/2000	Bosgoed	D8/377
D442,411 S *	5/2001	Warnelov	D6/567
6,273,374 B1 *	8/2001	McDuffey	248/205.3
6,725,508 B1 *	4/2004	Noda et al.	24/545
D493,319 S *	7/2004	Lloyd-Morris	D6/553
D533,227 S *	12/2006	Nuttall	D19/65
D534,588 S *	1/2007	Nuttall	D19/65
D549,090 S *	8/2007	Feuerzeig	D8/394
D583,417 S *	12/2008	Maier-Hunke	D19/65

* cited by examiner

Primary Examiner—Cathron C Brooks

Assistant Examiner—Austin Murphy

(74) *Attorney, Agent, or Firm*—Buchanan Ingersoll & Rooney, P.C.

(57) **CLAIM**

The ornamental design for a clip for organizing notes and photographs, as shown and described.

DESCRIPTION

FIG. 1 is a perspective view of a clip for organizing notes and photographs.

FIG. 2 is a bottom view of the clip of FIG. 1.

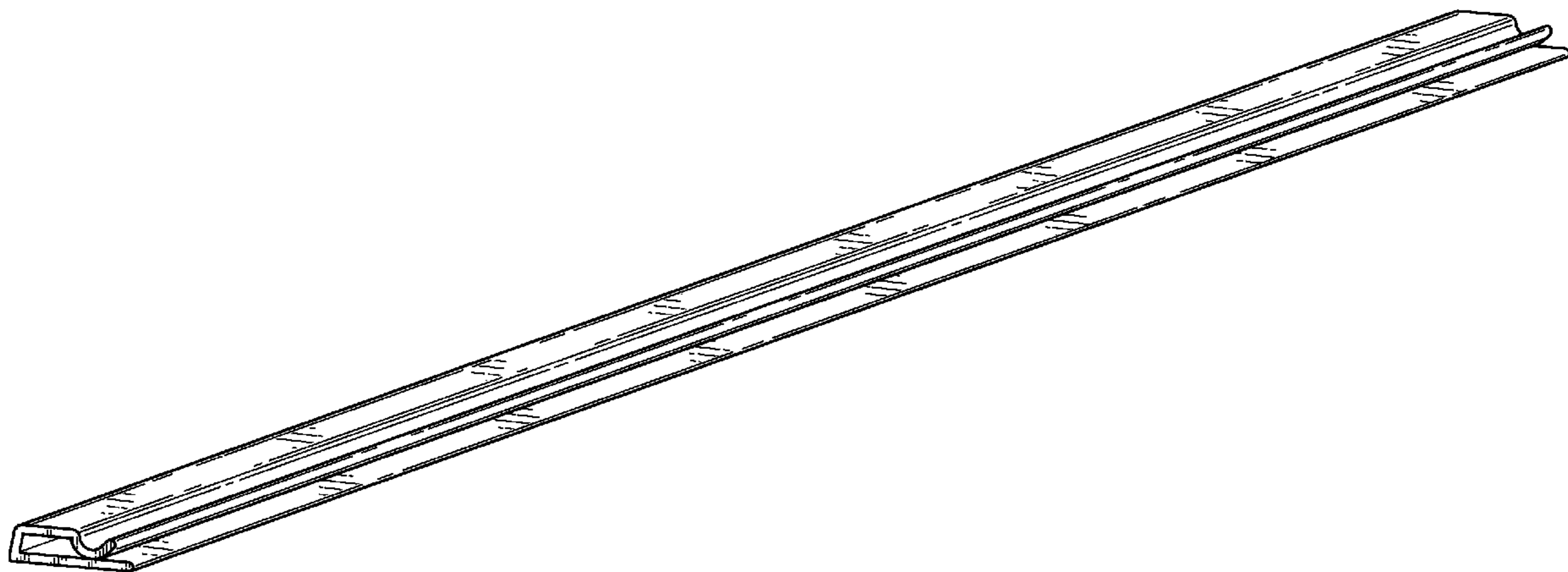
FIG. 3 is a top view of the clip of FIG. 1.

FIG. 4 is a side view of the clip of FIG. 1; and,

FIG. 5 is another side view of the clip of FIG. 1.

The surface shading illustrated in the drawings is provided merely to highlight the contour of design; it is not intended to be illustrative of texture or gloss.

1 Claim, 3 Drawing Sheets



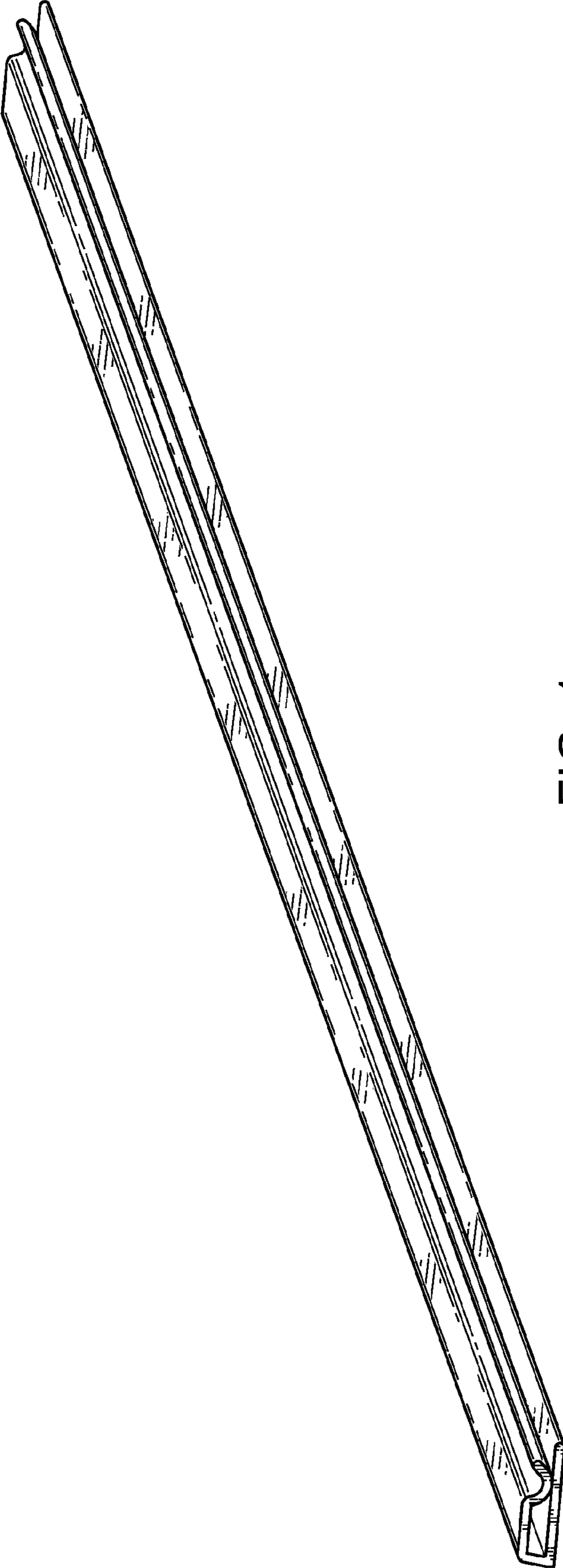


FIG. 1



FIG. 2




FIG. 3

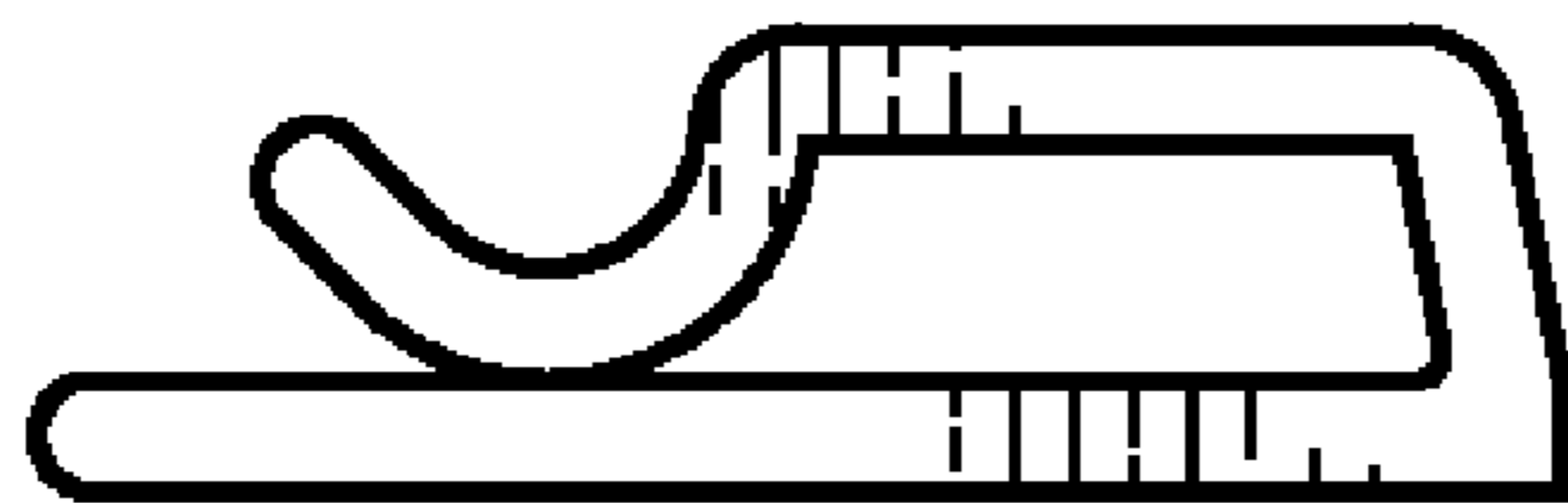


FIG. 4

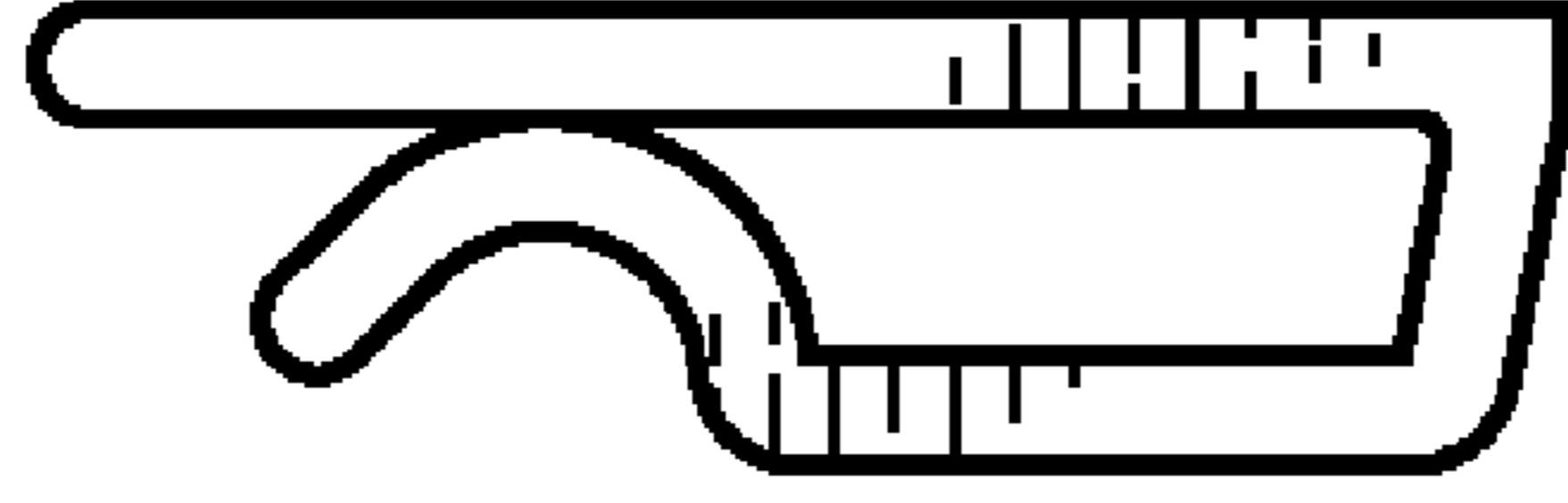


FIG. 5