



US00D601628S

(12) **United States Design Patent**
Escobar

(10) **Patent No.:** **US D601,628 S**

(45) **Date of Patent:** **** Oct. 6, 2009**

(54) **ELECTRONIC FLASH CARD DEVICE**

(76) Inventor: **Alexander Escobar**, 2233 John Still Dr.,
Sacramento, CA (US) 95832

(**) Term: **14 Years**

(21) Appl. No.: **29/329,894**

(22) Filed: **Dec. 23, 2008**

(51) **LOC (9) Cl.** **19-07**

(52) **U.S. Cl.** **D19/59**

(58) **Field of Classification Search** D19/59-64;
434/112-117, 128, 129, 156, 159, 167, 188,
434/191, 307 R, 322, 433; D14/126, 341,
D14/345, 368, 373-375; D20/10, 43

See application file for complete search history.

(56) **References Cited**

U.S. PATENT DOCUMENTS

D314,980	S	*	2/1991	Leung	D19/60
D319,667	S	*	9/1991	Gray	D20/10
D321,175	S	*	10/1991	Tsuchiya	D14/368
D326,282	S	*	5/1992	Spoljaric	D20/10
D355,896	S	*	2/1995	Gaultier	D14/341
D362,270	S	*	9/1995	Allen	D19/60
5,494,444	A		2/1996	Thayer et al.		
D378,686	S	*	4/1997	Proctor et al.	D14/345
5,865,625	A		2/1999	Baskerville		
D410,028	S	*	5/1999	Fyffe	D14/345
5,993,217	A		11/1999	Perry		
D425,036	S	*	5/2000	Copus et al.	D14/375

D430,901	S	*	9/2000	Palmer	D20/43
D442,953	S	*	5/2001	Lassen	D14/345
D447,179	S	*	8/2001	Lusala	D19/60
D450,776	S	*	11/2001	Albrecht	D20/10
D458,255	S	*	6/2002	Hsu	D14/373
6,463,258	B1		10/2002	Goldman		
D544,848	S	*	6/2007	Marz et al.	D14/126

* cited by examiner

Primary Examiner—T. Chase Nelson

Assistant Examiner—Mark Cavanna

(57) **CLAIM**

The ornamental design for an electronic flash card device, as shown and described.

DESCRIPTION

FIG. 1 is a front elevation view of an electronic flash card device showing my new design;

FIG. 2 is a rear elevation view thereof;

FIG. 3 is a right elevation view thereof;

FIG. 4 is a left elevation view thereof;

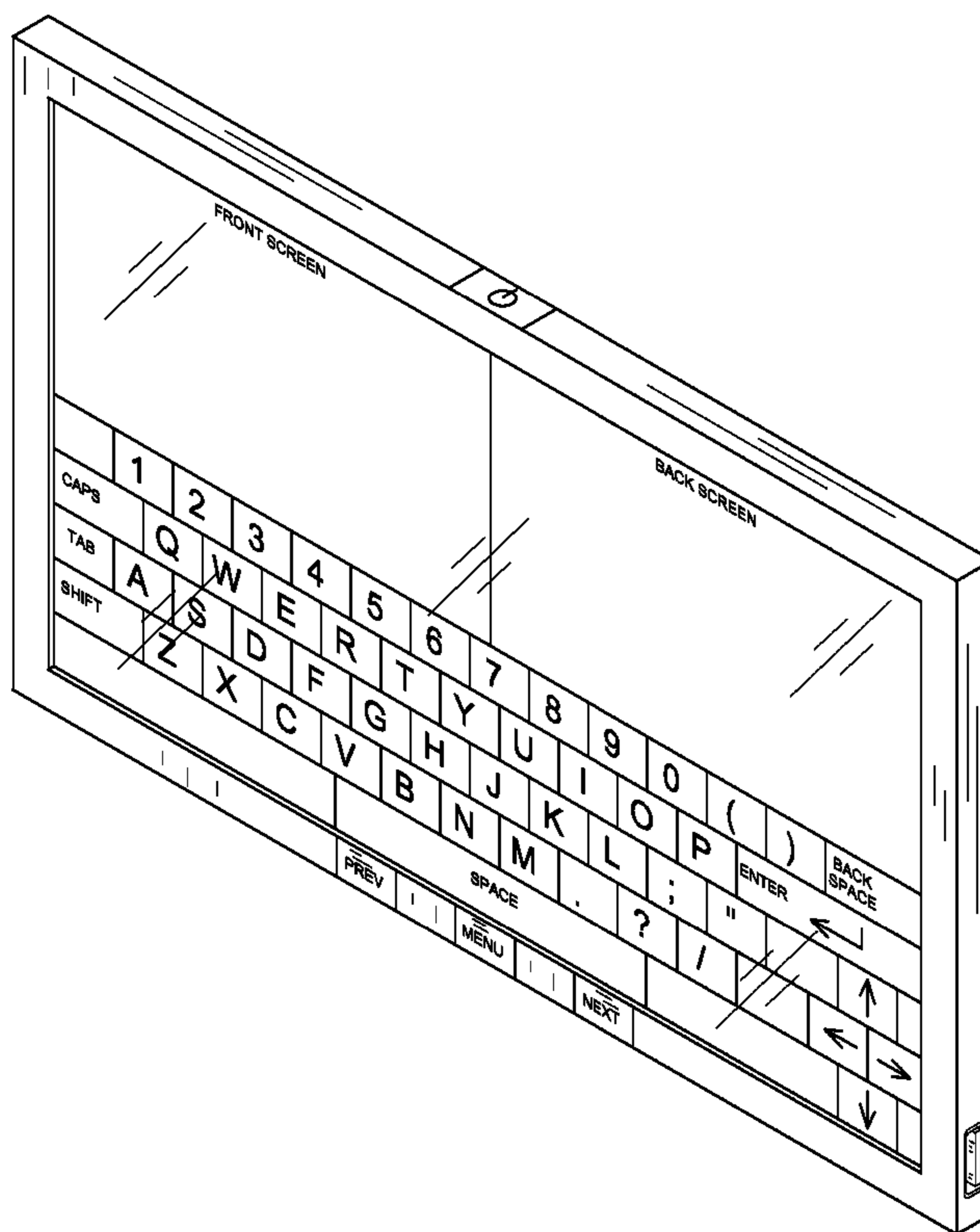
FIG. 5 is a top plan view thereof;

FIG. 6 is a bottom plan view thereof; and,

FIG. 7 is an isometric view thereof.

The broken lines are included for the purpose of illustrating portions of the electronic flash card device that form no part of the claimed design.

1 Claim, 5 Drawing Sheets



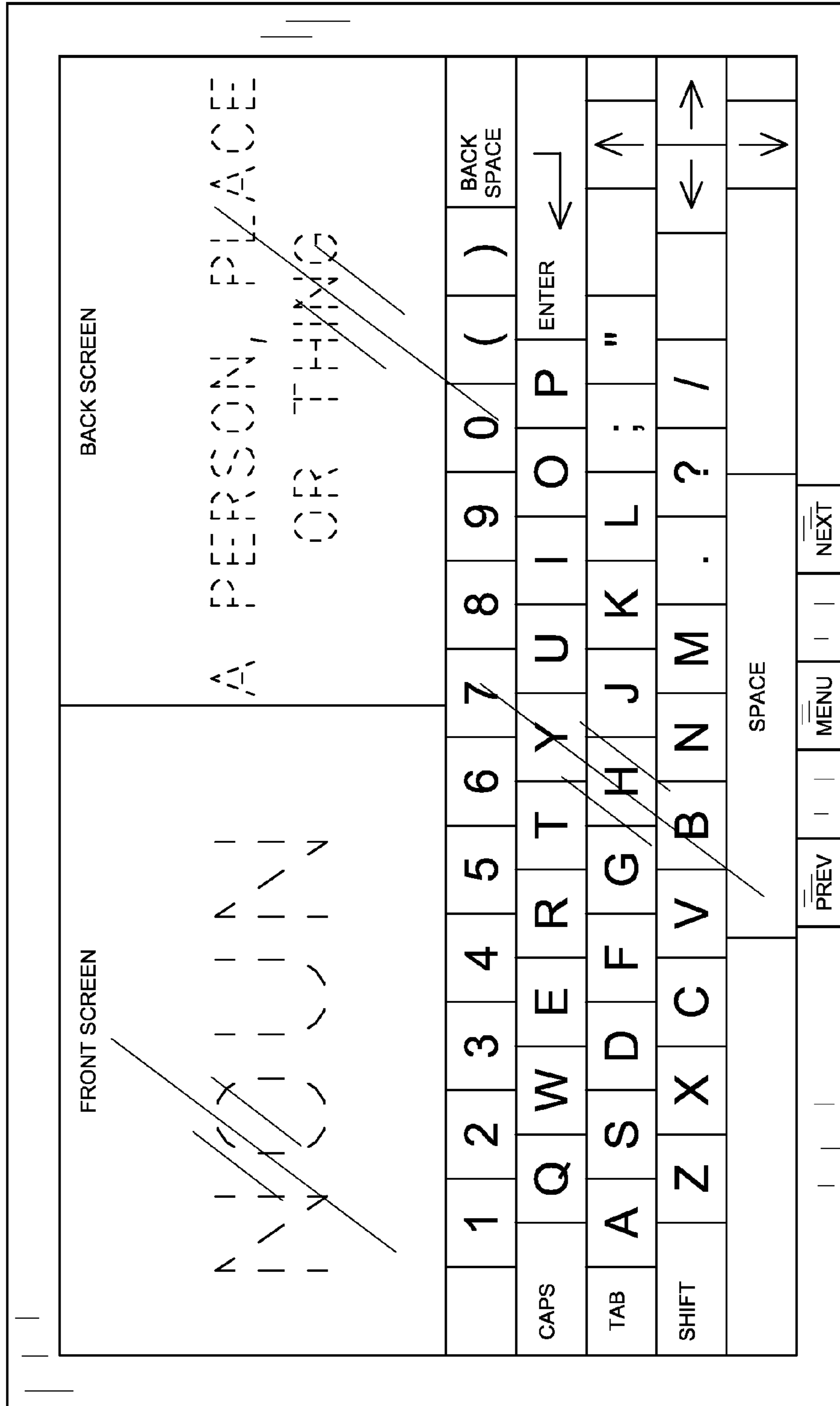


FIG. 1

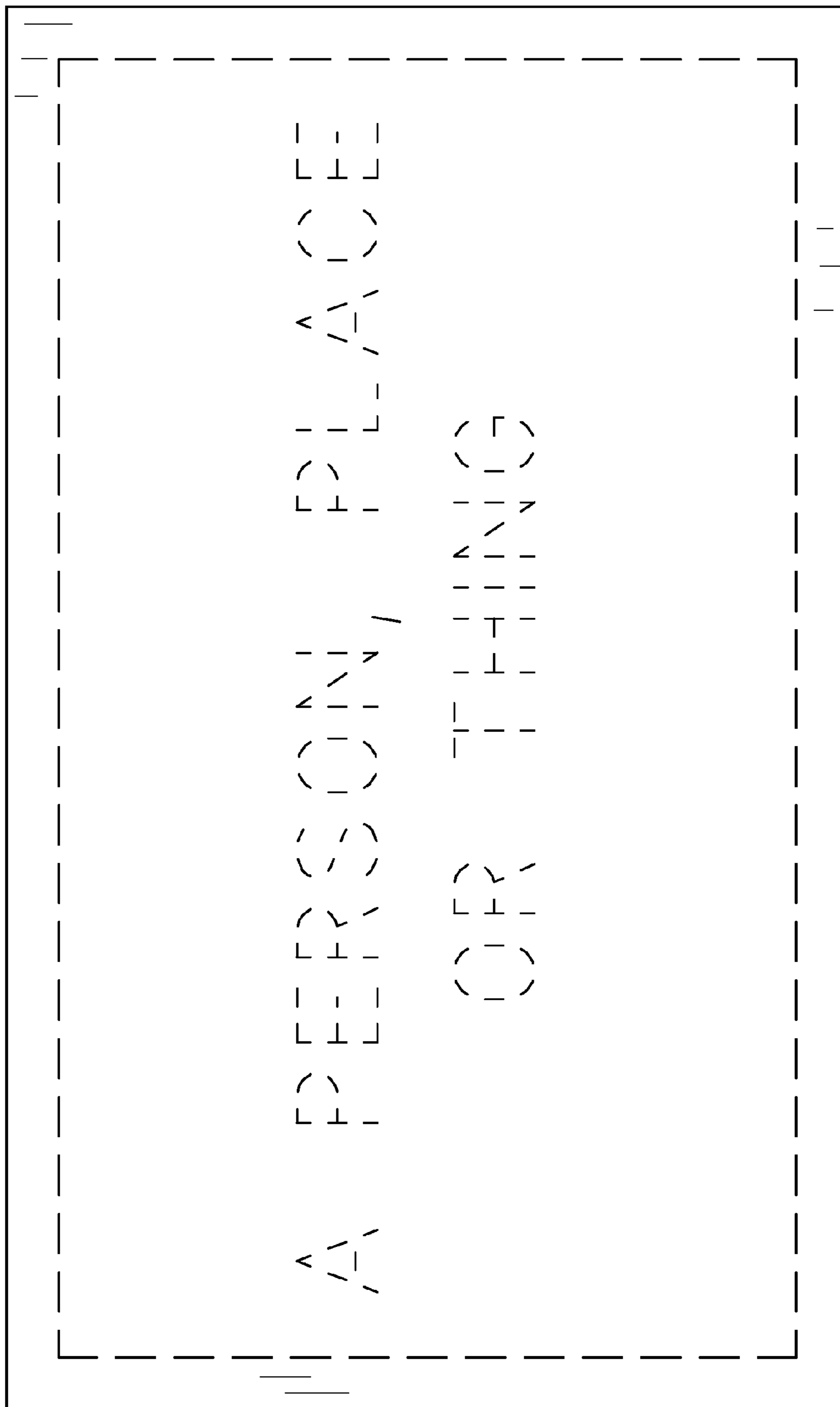


FIG. 2




FIG. 4



FIG. 3

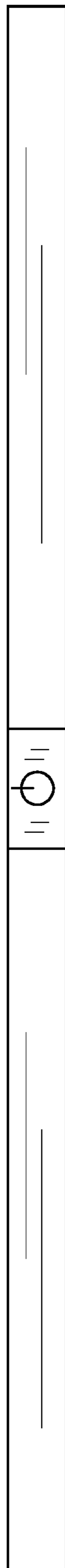


FIG. 5

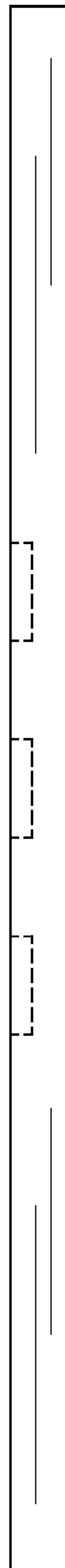


FIG. 6

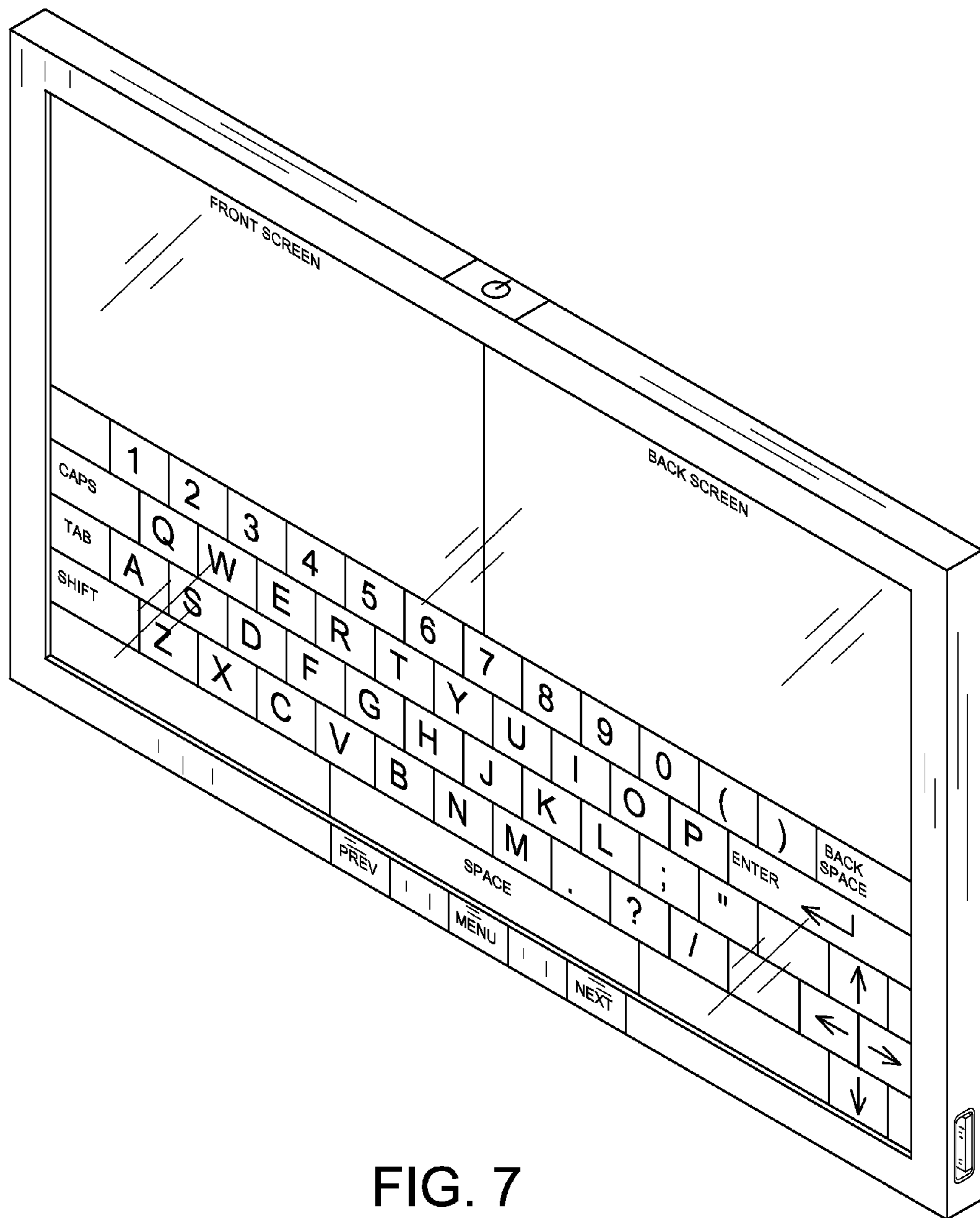


FIG. 7