



US00D601625S

(12) **United States Design Patent**
Yeh

(10) **Patent No.:** **US D601,625 S**

(45) **Date of Patent:** **** Oct. 6, 2009**

(54) **WHISTLE PEN**

D579,495 S * 10/2008 Yoon D19/44
D585,490 S * 1/2009 Puglisi D19/48

(76) Inventor: **Kun-Tsai Yeh**, No 68, Alley 42, Lane
338, Sec. 3, Tung-Men Rd., Tainan (TW)

* cited by examiner

(**) Term: **14 Years**

Primary Examiner—Elizabeth A Albert
(74) *Attorney, Agent, or Firm*—Alan Kamrath; Kamrath &
Associates PA

(21) Appl. No.: **29/334,886**

(22) Filed: **Apr. 3, 2009**

(57) **CLAIM**

(51) **LOC (9) Cl.** **19-06**

The ornamental design for a whistle pen, as shown and
described.

(52) **U.S. Cl.** **D19/36**

(58) **Field of Classification Search** D19/35,
D19/36, 41–51, 53–57; 24/11 F, 11 P, 11 R;
401/52, 99, 100, 104–109, 192, 195, 196;
D10/119

DESCRIPTION

See application file for complete search history.

FIG. 1 is a perspective view of a whistle pen, showing my new
design;

(56) **References Cited**

U.S. PATENT DOCUMENTS

2,239,793	A	*	4/1941	Miller	451/517
D146,837	S	*	5/1947	Thompson	D10/119
D252,690	S	*	8/1979	Wong	D19/36
D279,461	S	*	7/1985	Lafreniere et al.	D10/119
D286,063	S	*	10/1986	Valentine et al.	D21/684
D344,287	S	*	2/1994	Johnson	D19/36
D344,760	S	*	3/1994	Monzyk	D19/49
D354,689	S	*	1/1995	Figard	D19/36
D465,807	S	*	11/2002	Murton	D19/42
D480,060	S	*	9/2003	Siokola	D14/155
D573,577	S	*	7/2008	Huang	D14/155

FIG. 2 is a front view thereof;

FIG. 3 is a rear view thereof;

FIG. 4 is a left view thereof;

FIG. 5 is a right view thereof;

FIG. 6 is a top view thereof;

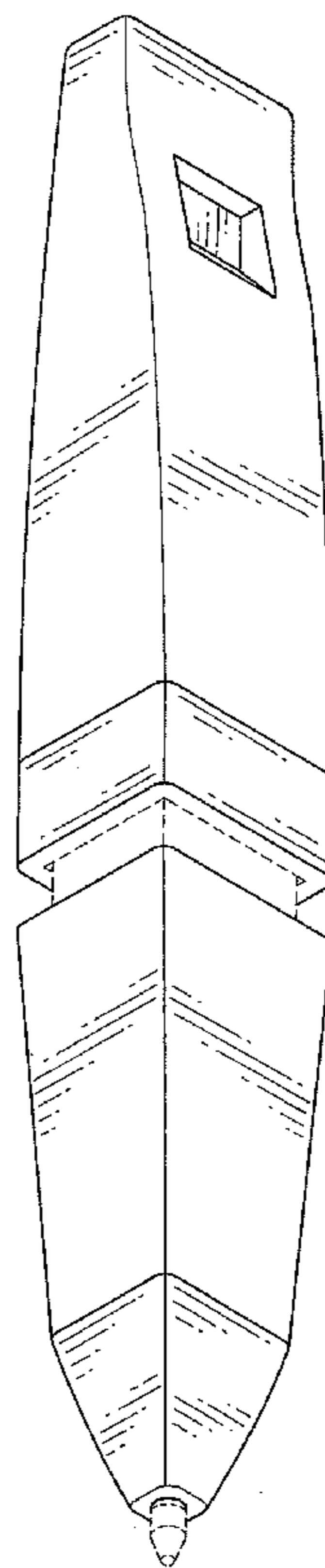
FIG. 7 is a bottom view thereof;

FIG. 8 is another perspective view thereof; and,

FIG. 9 is a partly expanded perspective view thereof.

The broken lines shown on FIGS. 7 and 9 are for environ-
mental purposes only and form no part of the claimed design.

1 Claim, 6 Drawing Sheets



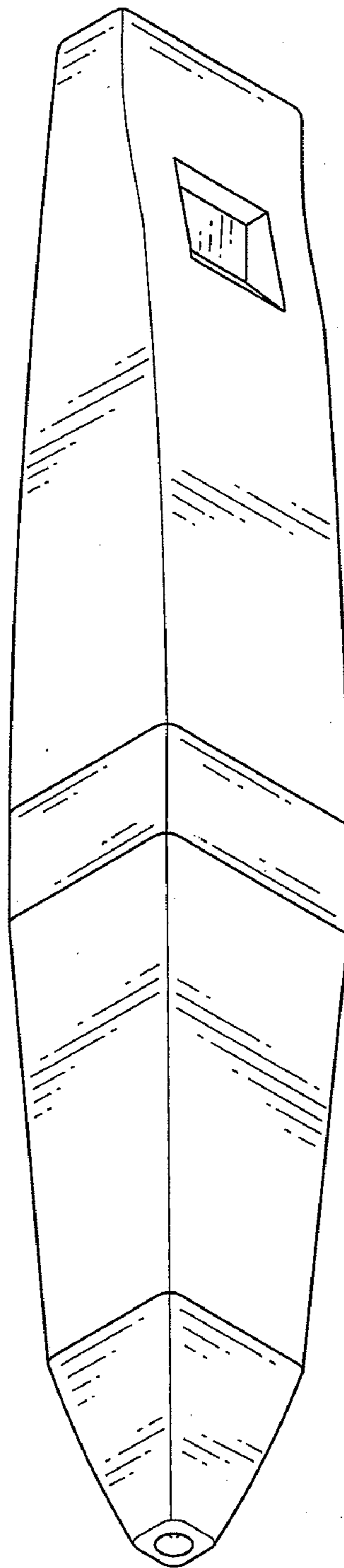


FIG. 1




FIG. 2




FIG. 3




FIG.4




FIG.5

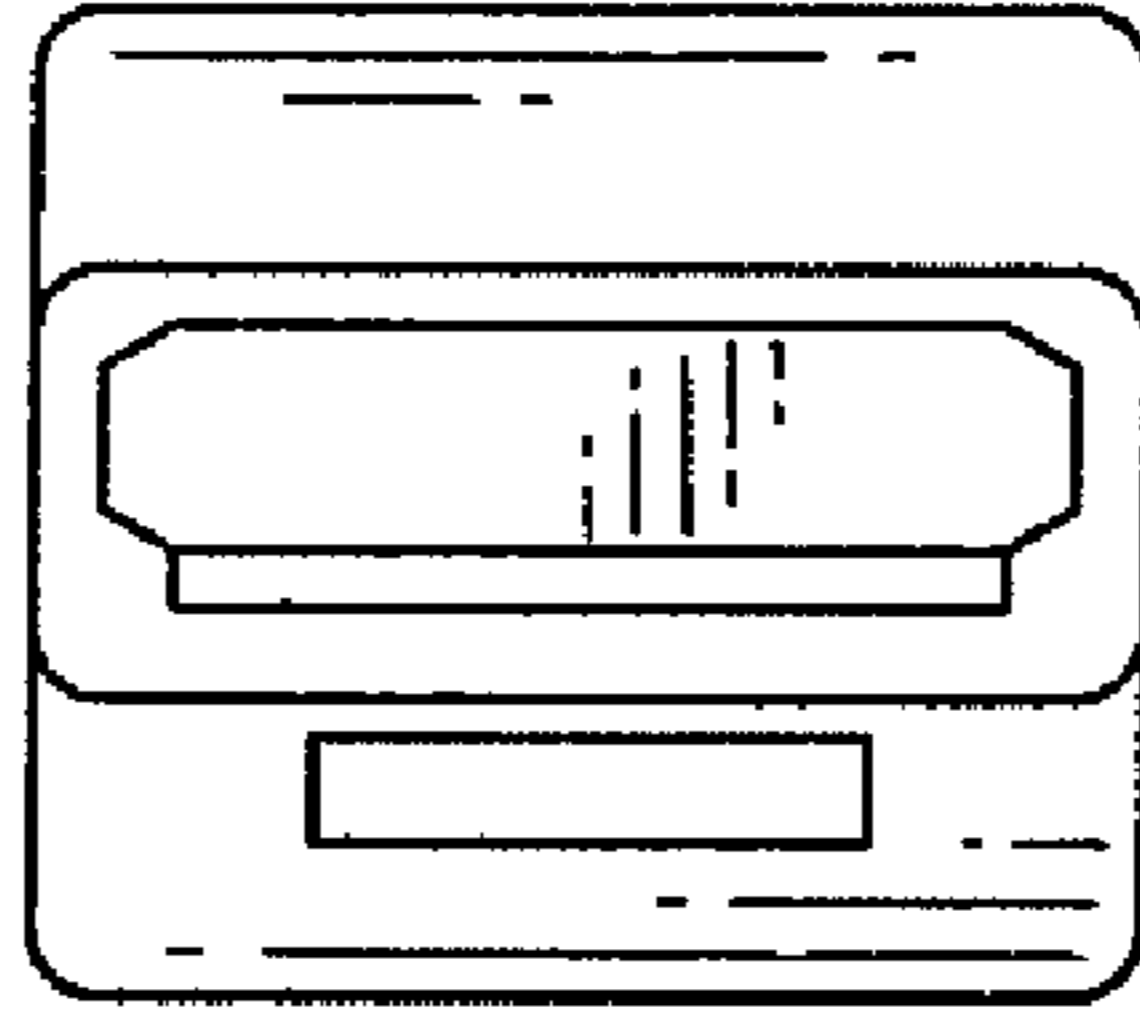


FIG. 6

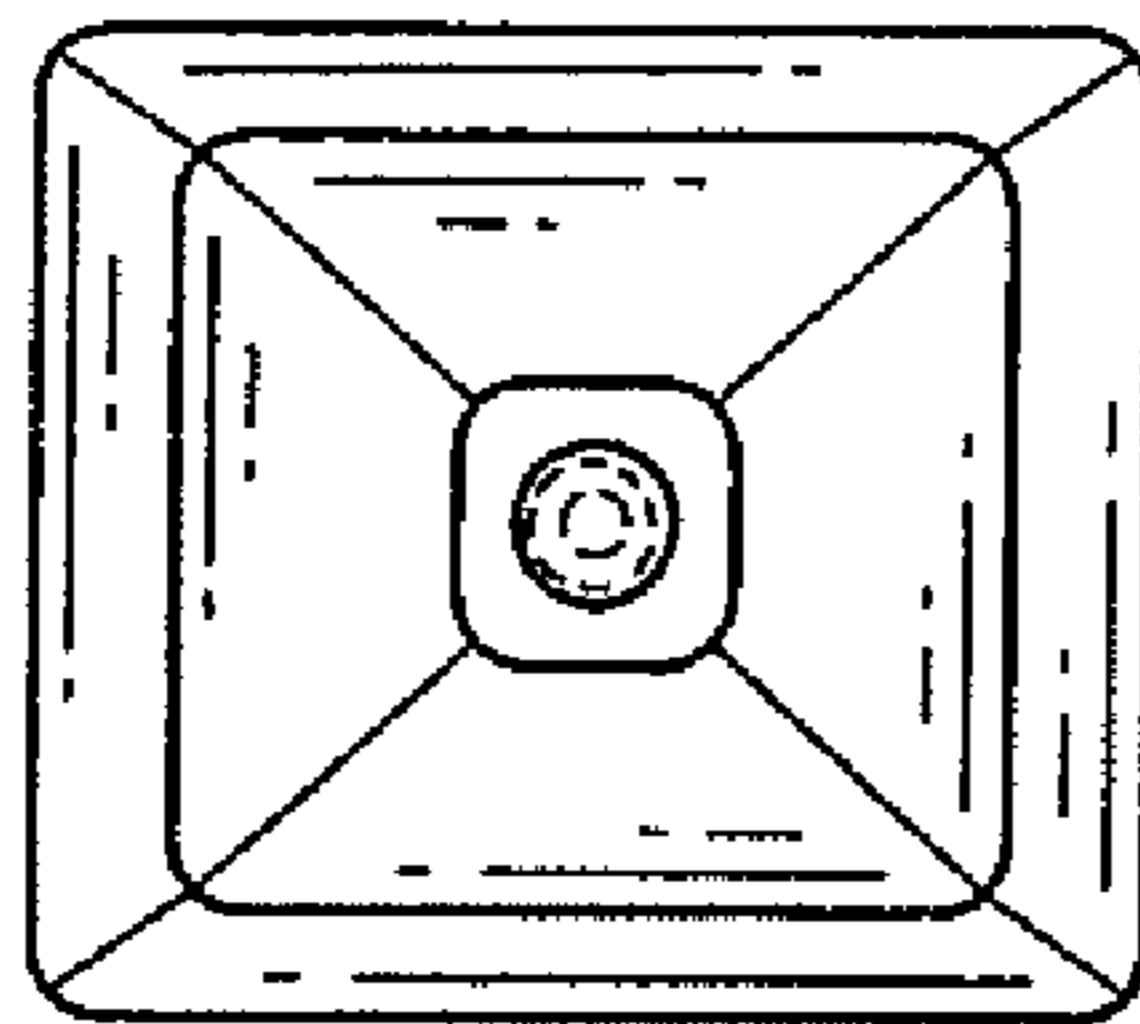


FIG. 7

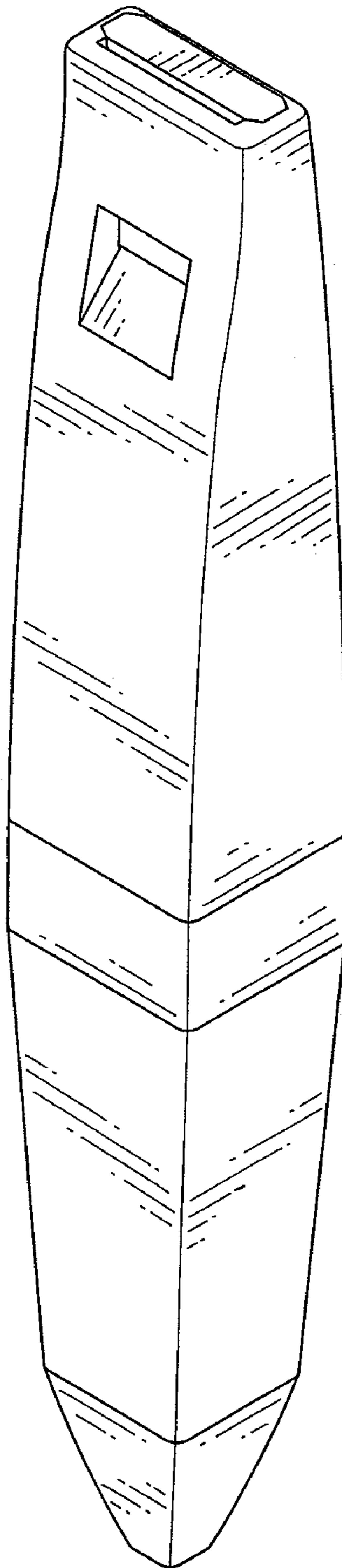


FIG.8

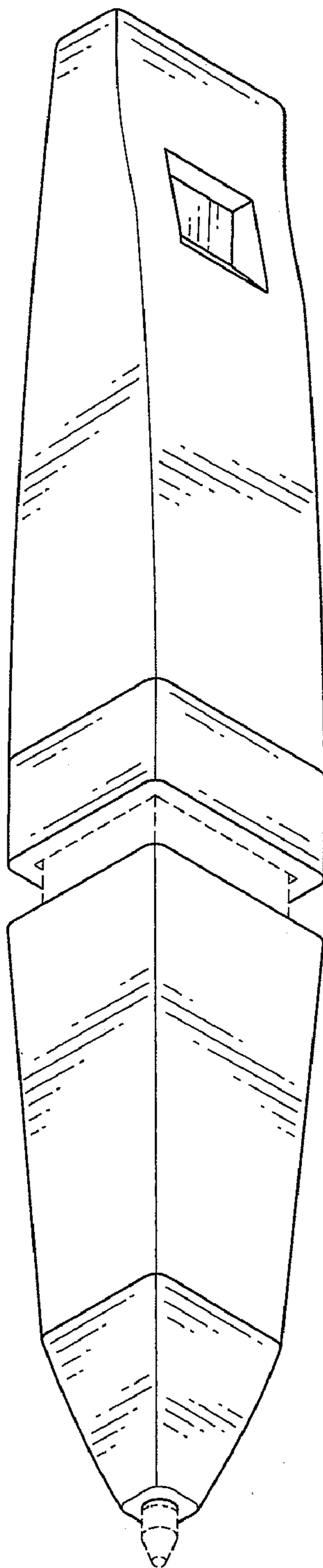


FIG.9