



US00D601609S

(12) **United States Design Patent**
Kripalani

(10) **Patent No.:** **US D601,609 S**

(45) **Date of Patent:** **** Oct. 6, 2009**

(54) **DIGITAL PHOTO VIEWER**

(75) Inventor: **Mohit Kripalani**, Markham (CA)

(73) Assignee: **2048450 Ontario Inc.**, Ontario (CA)

(**) Term: **14 Years**

(21) Appl. No.: **29/317,379**

(22) Filed: **Apr. 29, 2008**

(51) **LOC (9) Cl.** **16-05**

(52) **U.S. Cl.** **D16/237; D3/208; D6/308**

(58) **Field of Classification Search** D16/221,
D16/222, 229, 231, 233, 235-237, 241, 245,
D16/247, 250; 40/361-367; 353/22, 23,
353/122, 120, DIG. 3, DIG. 5; D6/300, 308;
D9/432; D3/207-208, 211; D11/207-208,
D11/211; 362/116; 70/456 R, 456 B, 457-459
See application file for complete search history.

(56) **References Cited**

U.S. PATENT DOCUMENTS

D270,061 S *	8/1983	Ackeret	D6/308
D270,062 S *	8/1983	Ackeret	D6/308
D315,529 S *	3/1991	Sherer	D16/225
D336,435 S *	6/1993	Yusa	D10/2
D354,069 S *	1/1995	Byttner	D16/225
D396,351 S	7/1998	Patkunan		
D399,051 S *	10/1998	Wu	D3/208
D462,832 S *	9/2002	Lowder	D3/207

D495,483 S *	9/2004	Vickers et al.	D3/208
D500,601 S	1/2005	Shehu		
D501,715 S *	2/2005	Etienne	D3/211
D522,549 S *	6/2006	Jupiter	D16/130
D553,850 S *	10/2007	Trower	D3/208
D558,460 S	1/2008	Yu et al.		
D560,371 S	1/2008	Liu et al.		

* cited by examiner

Primary Examiner—Ian Simmons

Assistant Examiner—Wan Laymon

(74) *Attorney, Agent, or Firm*—Bereskin & Parr
LLP/S.E.N.C.R.L., s.r.l.

(57) **CLAIM**

The ornamental design for a digital photo viewer, as shown.

DESCRIPTION

FIG. 1 is a front perspective view of a digital photo viewer showing my new design;

FIG. 2 is a rear perspective view thereof;

FIG. 3 is a left side elevational view thereof;

FIG. 4 is a front elevational view thereof;

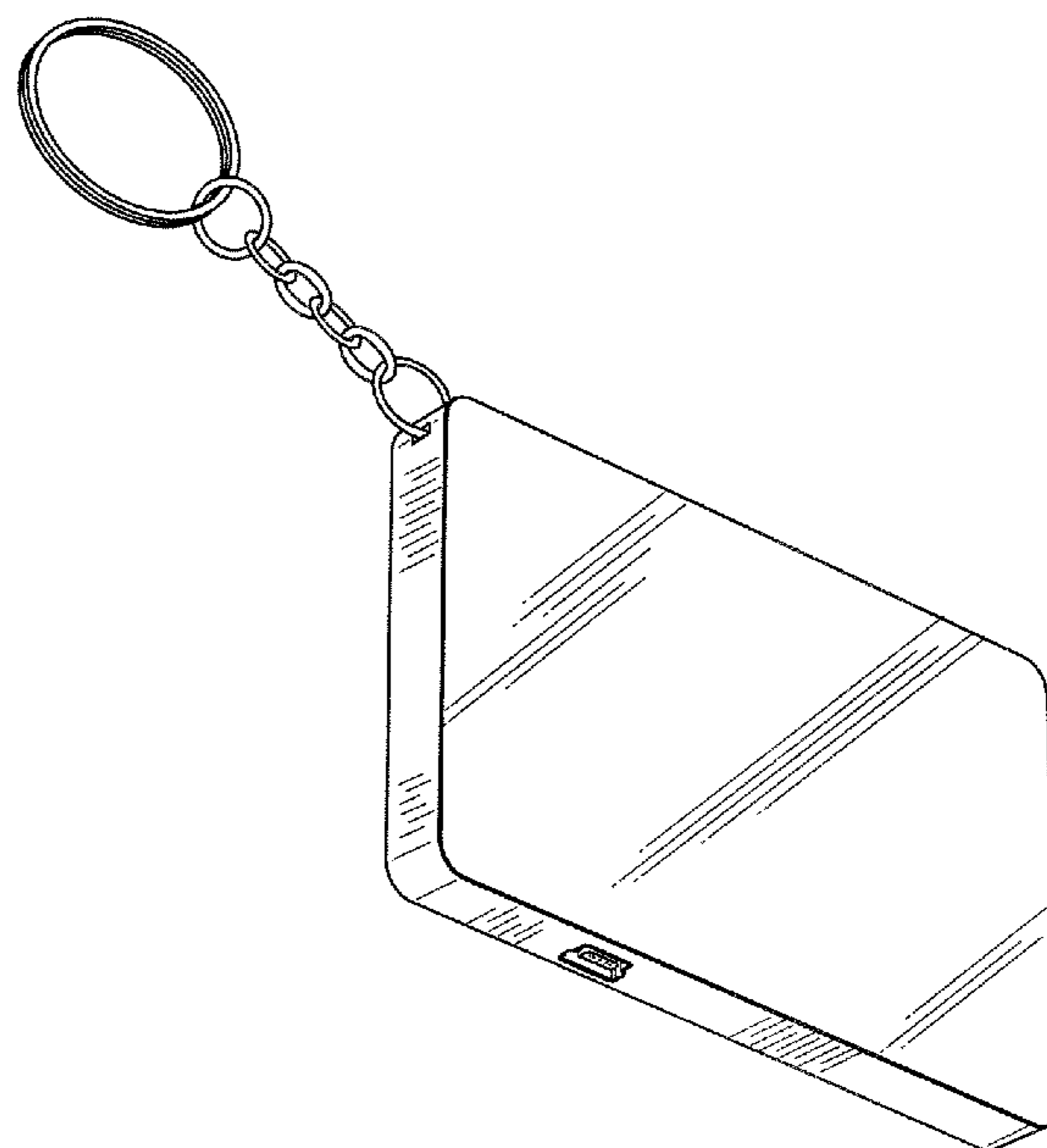

FIG. 5 is a right side elevational view thereof;

FIG. 6 is a rear elevational view thereof;

FIG. 7 is a top plan view thereof; and,

FIG. 8 is a bottom plan view thereof.

1 Claim, 3 Drawing Sheets



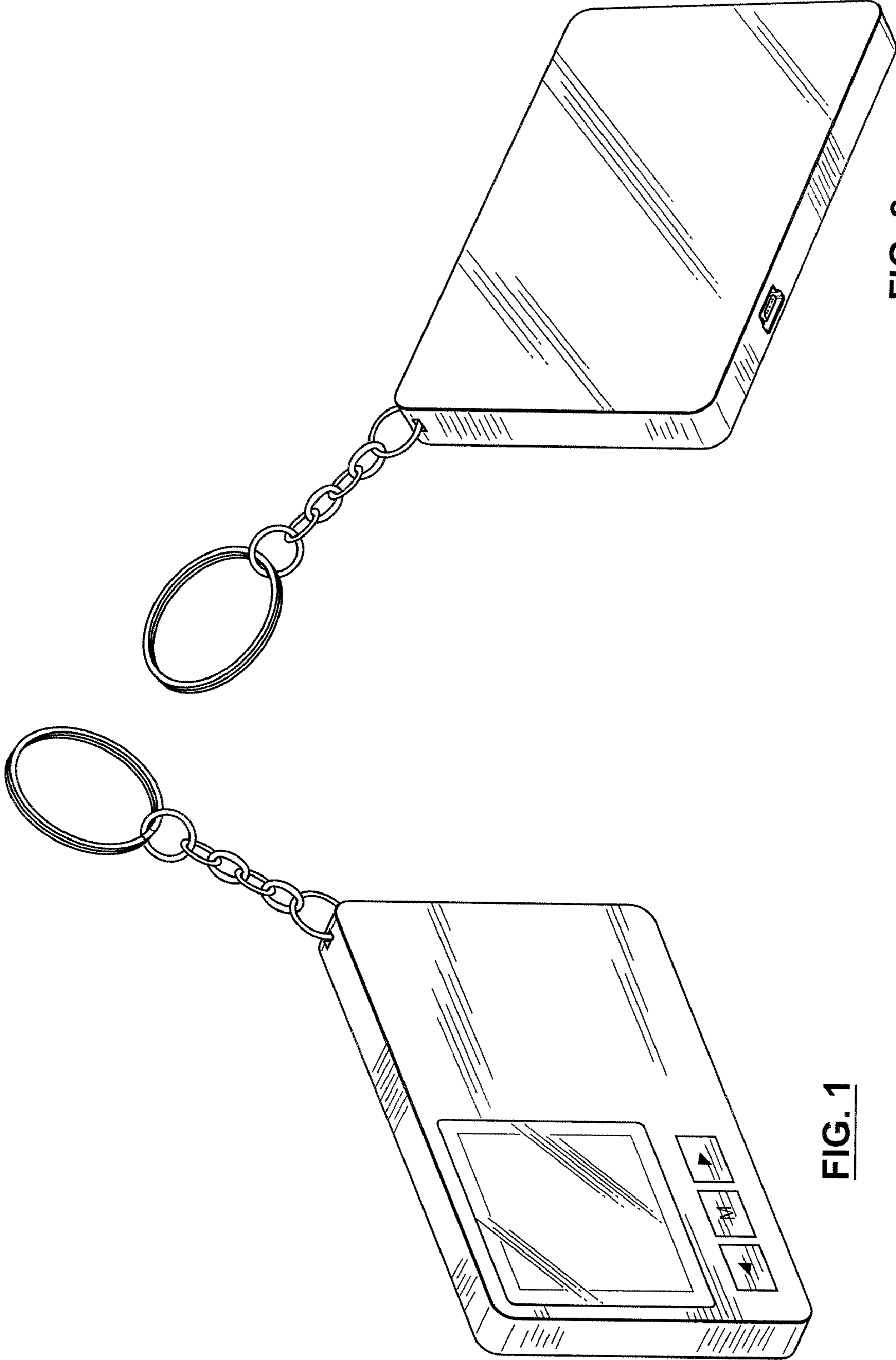


FIG. 1

FIG. 2

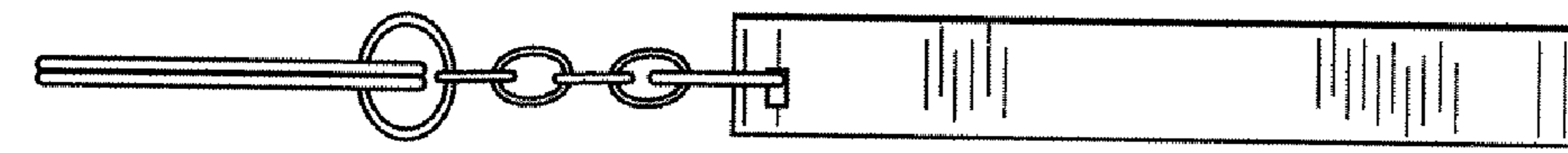


FIG. 3




FIG. 4

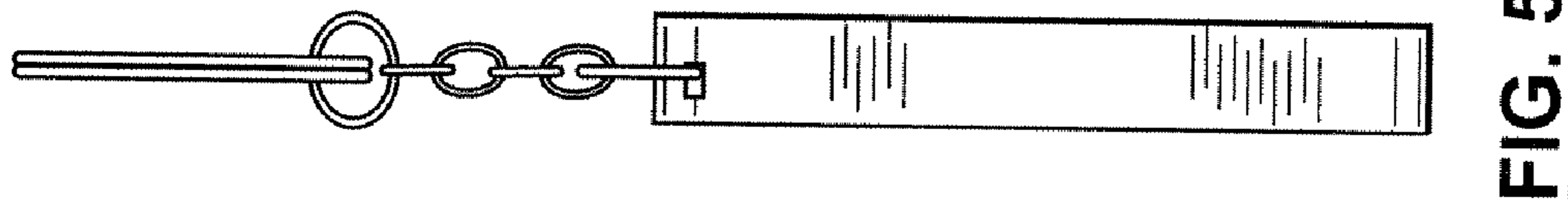


FIG. 5

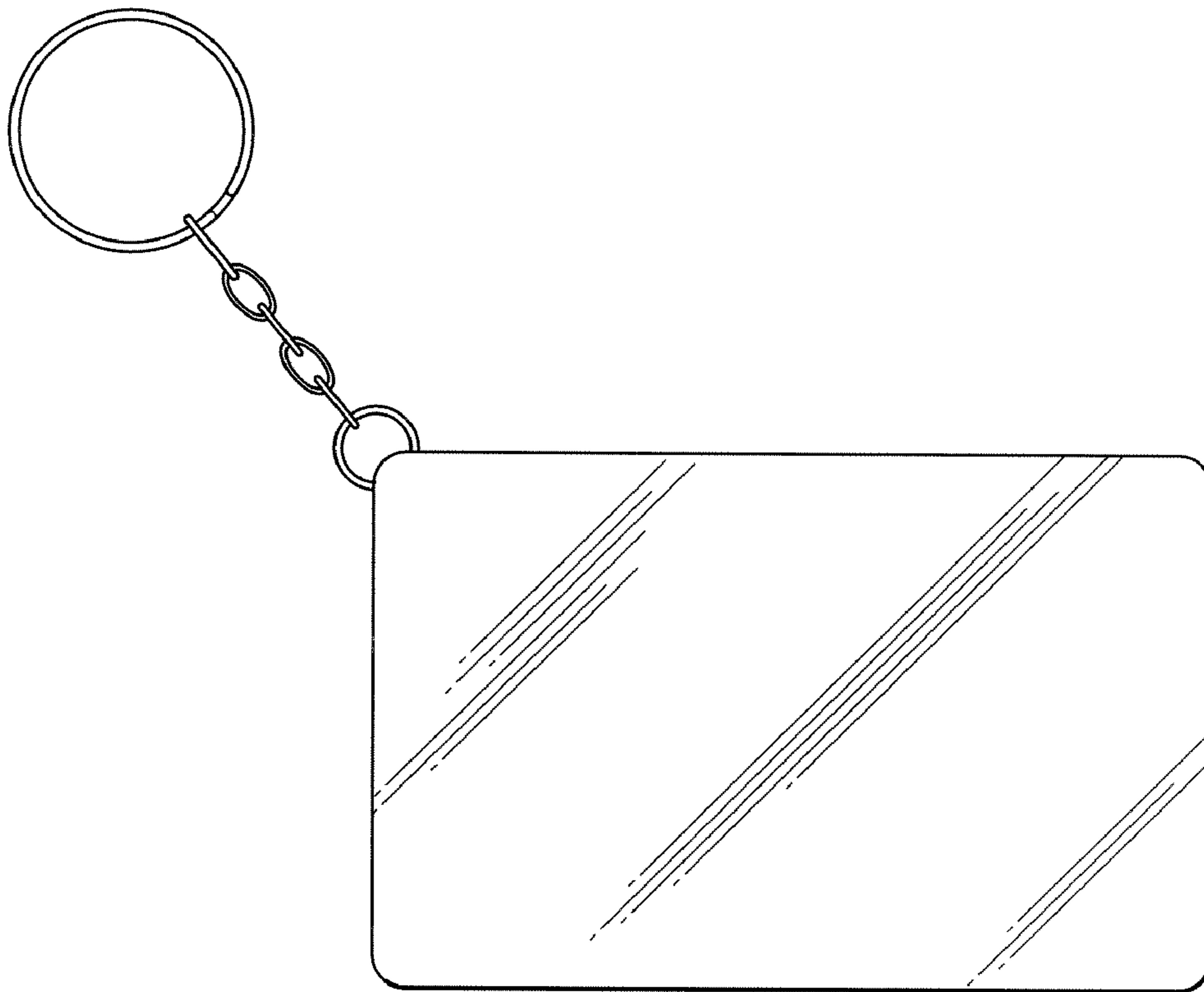


FIG. 6




FIG. 7



FIG. 8