



US00D601607S

(12) **United States Design Patent**  
**Kimoto et al.**

(10) **Patent No.:** **US D601,607 S**  
(45) **Date of Patent:** **\*\* Oct. 6, 2009**

(54) **INTEGRATED PROJECTOR**

(75) Inventors: **Takayuki Kimoto**, Osaka (JP);  
**Sadayoshi Azuma**, Kyoto (JP); **Kazuya Chiba**, Osaka (JP); **Mikito Ida**, Shiga (JP); **Takayuki Tamura**, Shiga (JP)

(73) Assignee: **Panasonic Corporation**, Osaka (JP)

(\*\*) Term: **14 Years**

(21) Appl. No.: **29/329,425**

(22) Filed: **Dec. 15, 2008**

(30) **Foreign Application Priority Data**

Jun. 17, 2008 (JP) ..... 2008-015404

(51) **LOC (9) Cl.** ..... **16-02**

(52) **U.S. Cl.** ..... **D16/225; D14/128**

(58) **Field of Classification Search** ..... D16/221,  
D16/225, 230-232, 234-235; D14/126,  
D14/128, 133; 353/115, 119, 122; 312/7.2;  
348/836, 838, 787, 789

See application file for complete search history.

(56) **References Cited**

**U.S. PATENT DOCUMENTS**

2,737,649 A \* 3/1956 Pifer ..... 348/841  
5,074,644 A \* 12/1991 Hirai et al. .... 359/455  
D342,505 S \* 12/1993 Shimatani et al. .... D14/128  
D345,968 S \* 4/1994 Bruce et al. .... D14/371  
D470,466 S \* 2/2003 Forlenza et al. .... D14/128

D476,966 S \* 7/2003 Onoda et al. .... D14/128  
D476,967 S \* 7/2003 Onoda et al. .... D14/128  
D499,132 S \* 11/2004 Revoldini ..... D16/221  
2008/0186414 A1 \* 8/2008 Pan ..... 348/744

**FOREIGN PATENT DOCUMENTS**

JP D1200599 3/2004

\* cited by examiner

*Primary Examiner*—Ian Simmons

*Assistant Examiner*—Wan Laymon

(74) *Attorney, Agent, or Firm*—Brinks Hofer Gilson & Lione

(57) **CLAIM**

We claim the ornamental design for an integrated projector, as shown and described.

**DESCRIPTION**

FIG. 1 is a front perspective view of an integrated projector of the present invention;

FIG. 2 is a front view thereof;

FIG. 3 is a rear view thereof;

FIG. 4 is a first side view thereof;

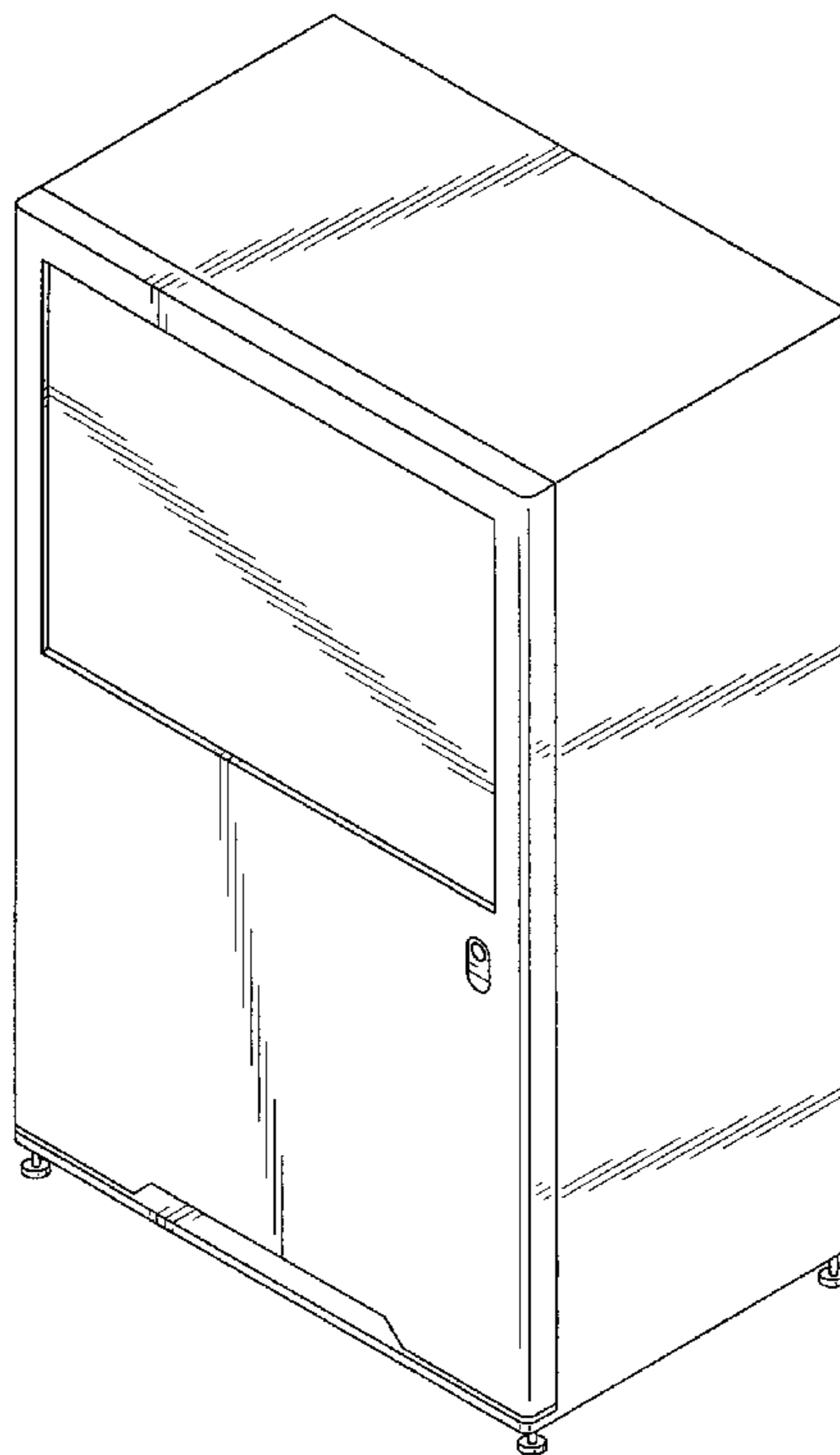
FIG. 5 is a second side view thereof;

FIG. 6 is a top view thereof; and,

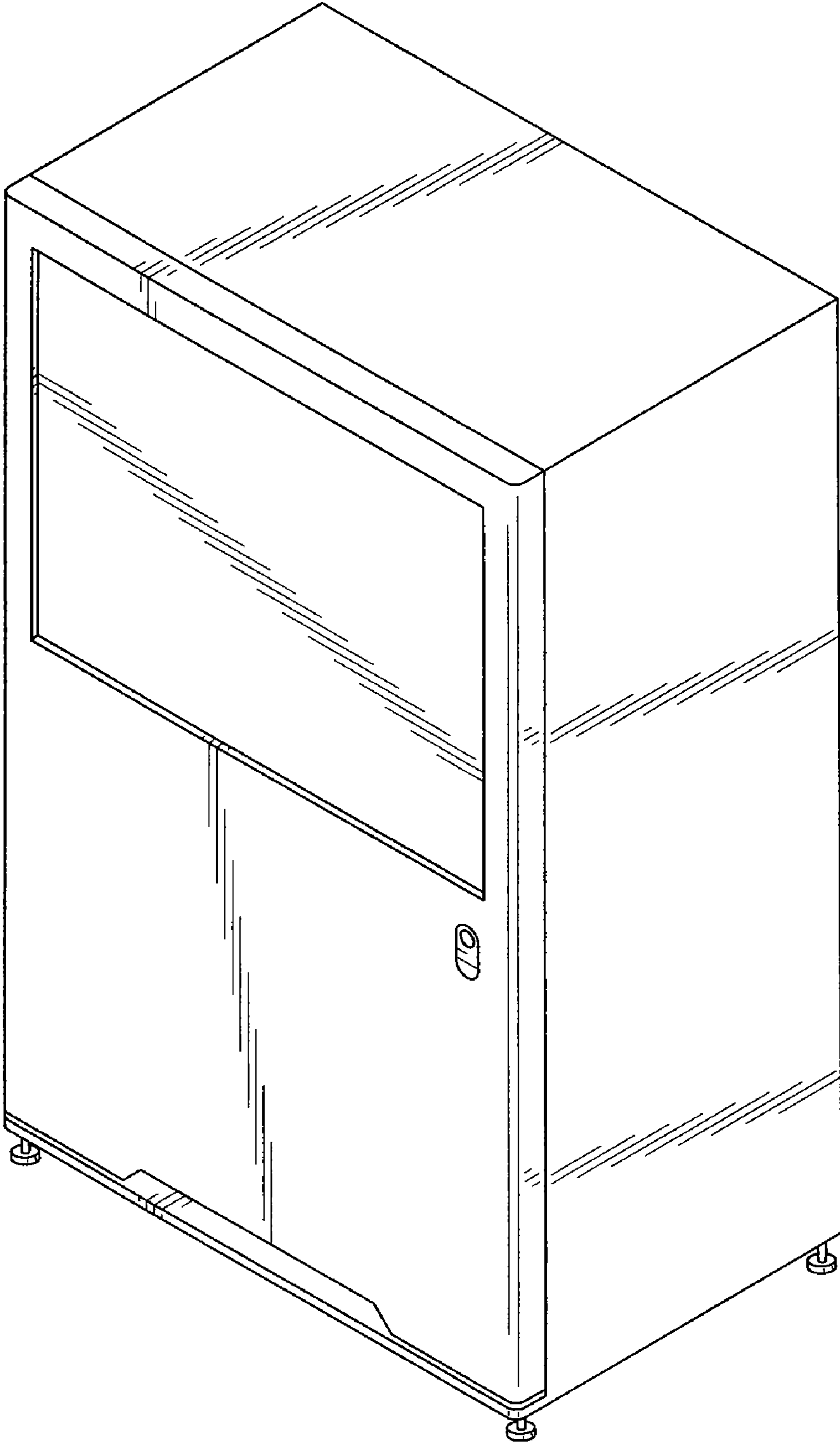
FIG. 7 is a bottom view thereof.

The broken line showing portions of the integrated projector is included for the purpose of illustrating environmental structure and forms no part of the claimed design.

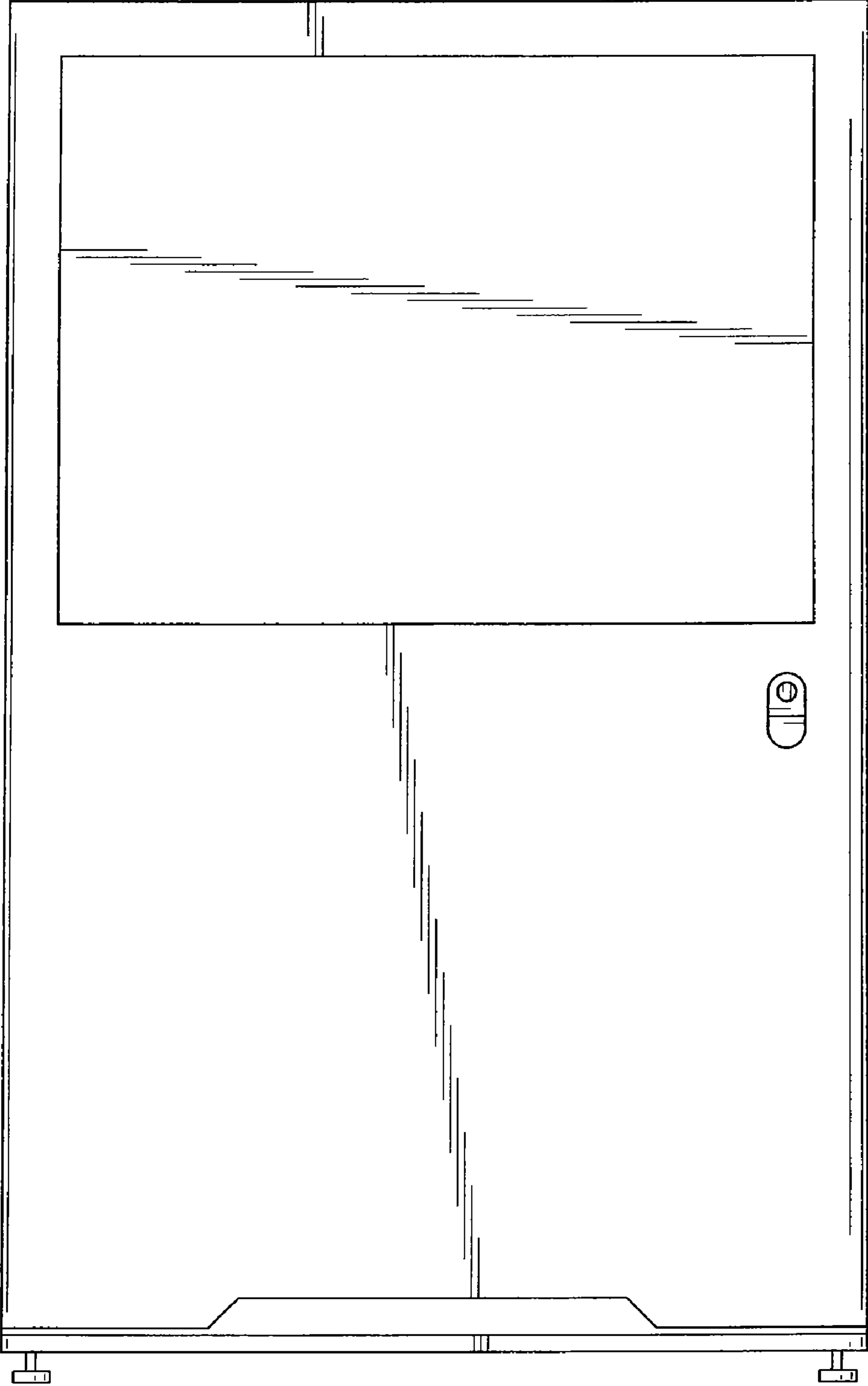
**1 Claim, 7 Drawing Sheets**




**FIG. 1**




**FIG. 2**




**FIG.3**



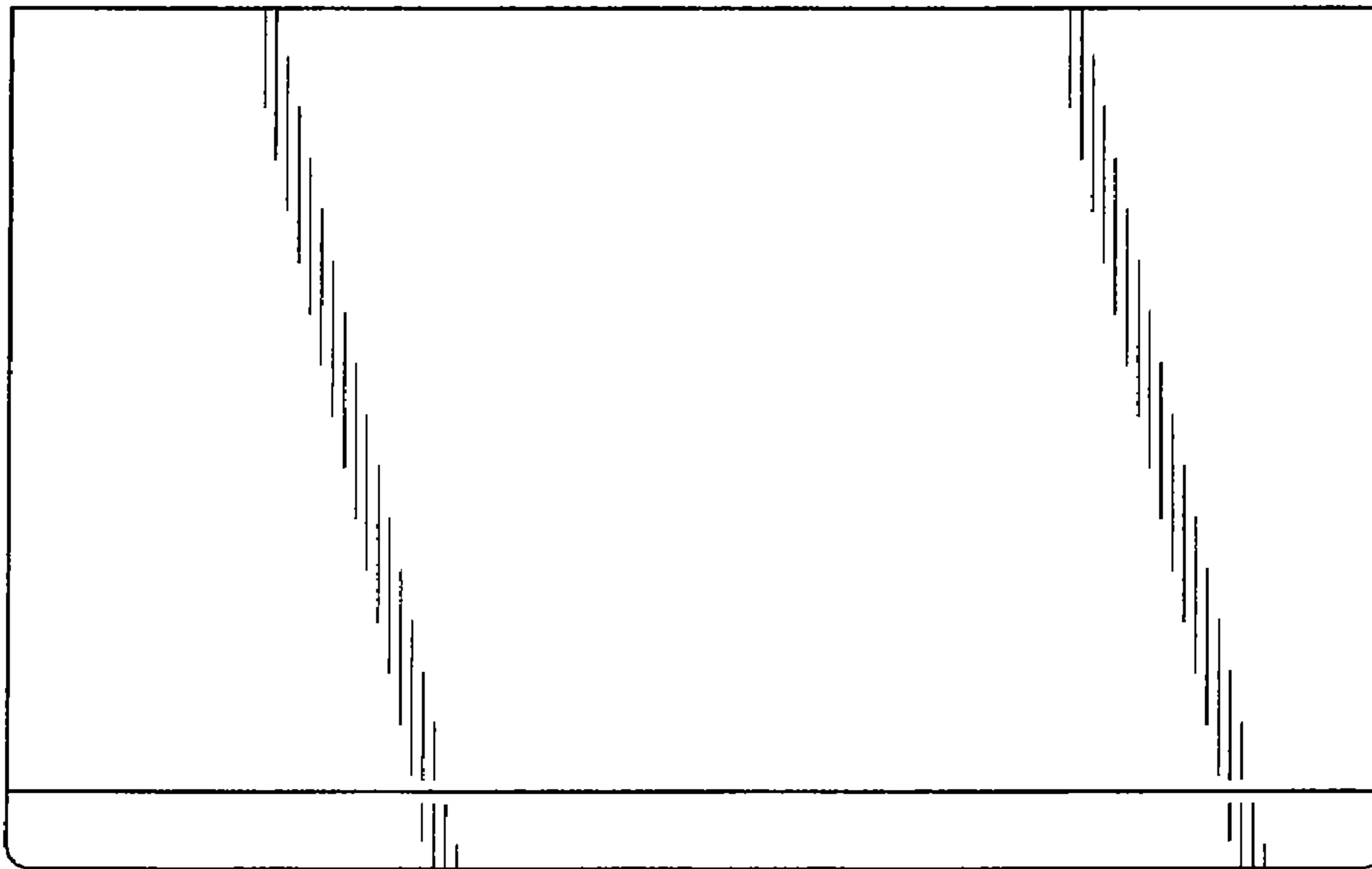
**FIG. 4**



**FIG.5**



**FIG. 6**



**FIG. 7**

