



US00D601593S

(12) **United States Design Patent**  
**Martin**

(10) **Patent No.:** **US D601,593 S**

(45) **Date of Patent:** **\*\* Oct. 6, 2009**

(54) **ROW CLEANER FRAME**

(76) **Inventor:** **Ronald S. Martin**, 2320 Allegre Rd.,  
Elkton, KY (US) 42220

(\*\*) **Term:** **14 Years**

(21) **Appl. No.:** **29/335,782**

(22) **Filed:** **Apr. 21, 2009**

(51) **LOC (9) Cl.** ..... **15-03**

(52) **U.S. Cl.** ..... **D15/33**

(58) **Field of Classification Search** ..... D15/28,  
D15/32, 33; 111/140, 927, 139; 172/166,  
172/558, 684.5, 690, 776

See application file for complete search history.

(56) **References Cited**

**U.S. PATENT DOCUMENTS**

D30,069	S	*	1/1899	Allen	.....	D15/33
D156,362	S	*	12/1949	Mork	.....	D15/33
4,304,304	A	*	12/1981	Herschberger	.....	111/142
D281,881	S	*	12/1985	Swartzendruber et al.	....	D15/33
D284,668	S	*	7/1986	Salley et al.	.....	D15/33
D284,669	S	*	7/1986	Clark et al.	.....	D15/33
D284,767	S	*	7/1986	Clark et al.	.....	D15/33
D285,081	S	*	8/1986	Wood	.....	D15/33
5,235,922	A	*	8/1993	Deckler	.....	111/137
5,461,995	A	*	10/1995	Winterton	.....	111/139
5,697,455	A	*	12/1997	Deckler	.....	172/624.5
5,704,430	A	*	1/1998	Smith et al.	.....	172/29

6,253,692	B1	*	7/2001	Wendling et al.	.....	111/139
6,761,120	B2	*	7/2004	Kovach et al.	.....	111/140
6,776,107	B1	*	8/2004	Shoup	.....	111/140
6,871,709	B2	*	3/2005	Knobloch et al.	.....	172/145
2003/0141087	A1	*	7/2003	Kovach et al.	.....	172/799.5
2008/0302283	A1	*	12/2008	Martin	.....	111/52
2008/0314301	A1	*	12/2008	Whalen et al.	.....	111/121
2009/0120340	A1	*	5/2009	Steinlage et al.	.....	111/123
2009/0158979	A1	*	6/2009	Sauder et al.	.....	111/11

\* cited by examiner

*Primary Examiner*—Stella M Reid

*Assistant Examiner*—Mark A Goodwin

(74) *Attorney, Agent, or Firm*—Hamilton IP Law, PC; Jay R. Hamilton; Charles A. Damschen

(57) **CLAIM**

The ornamental design for a row cleaner frame, as shown and described.

**DESCRIPTION**

FIG. 1 is a front top left perspective view of a row cleaner frame showing my new design.

FIG. 2 is a right side view thereof;

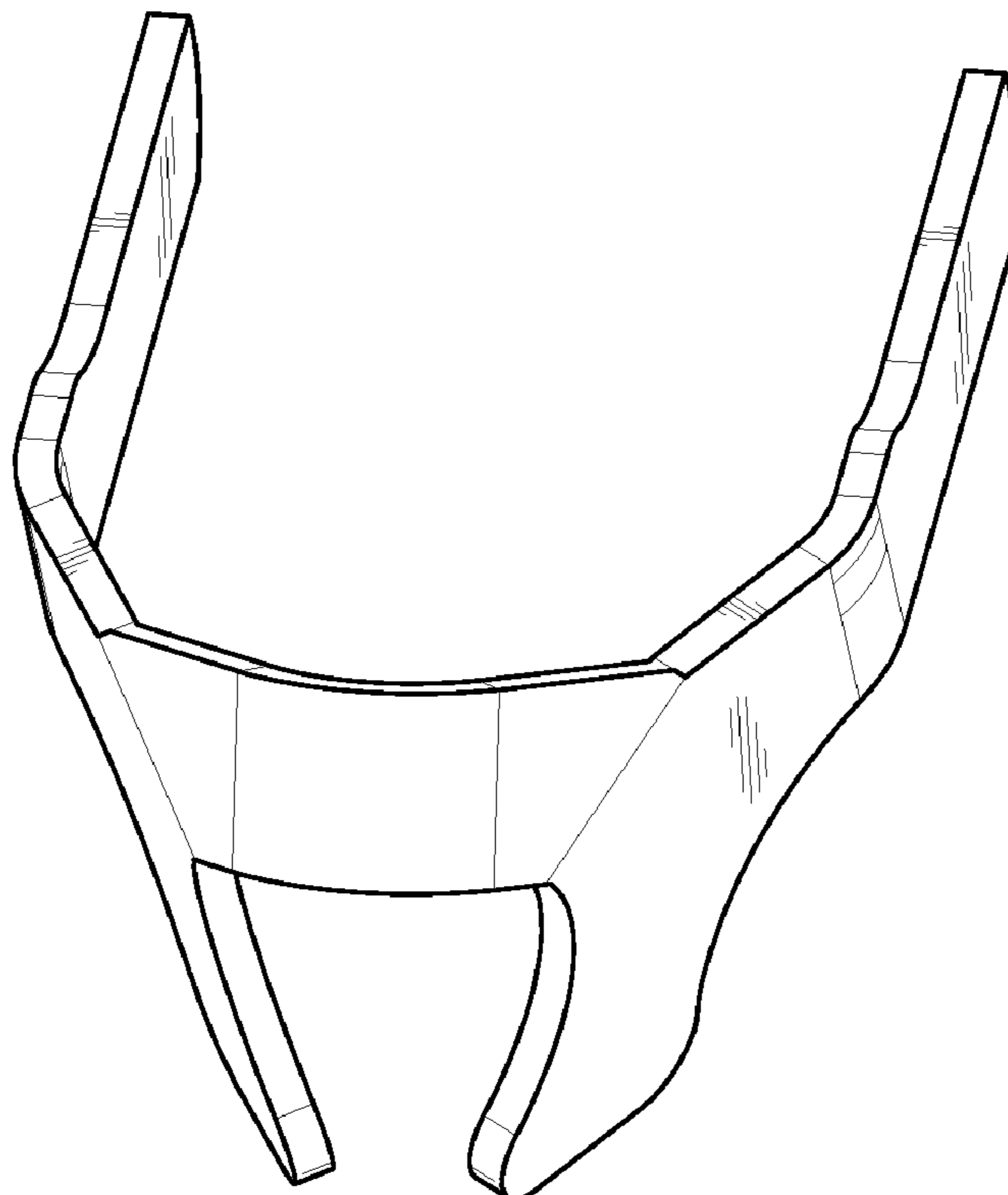
FIG. 3 is a left side view thereof;

FIG. 4 is a front view thereof;

FIG. 5 is a top view thereof; and,

FIG. 6 is a left top front perspective view thereof.

**1 Claim, 3 Drawing Sheets**



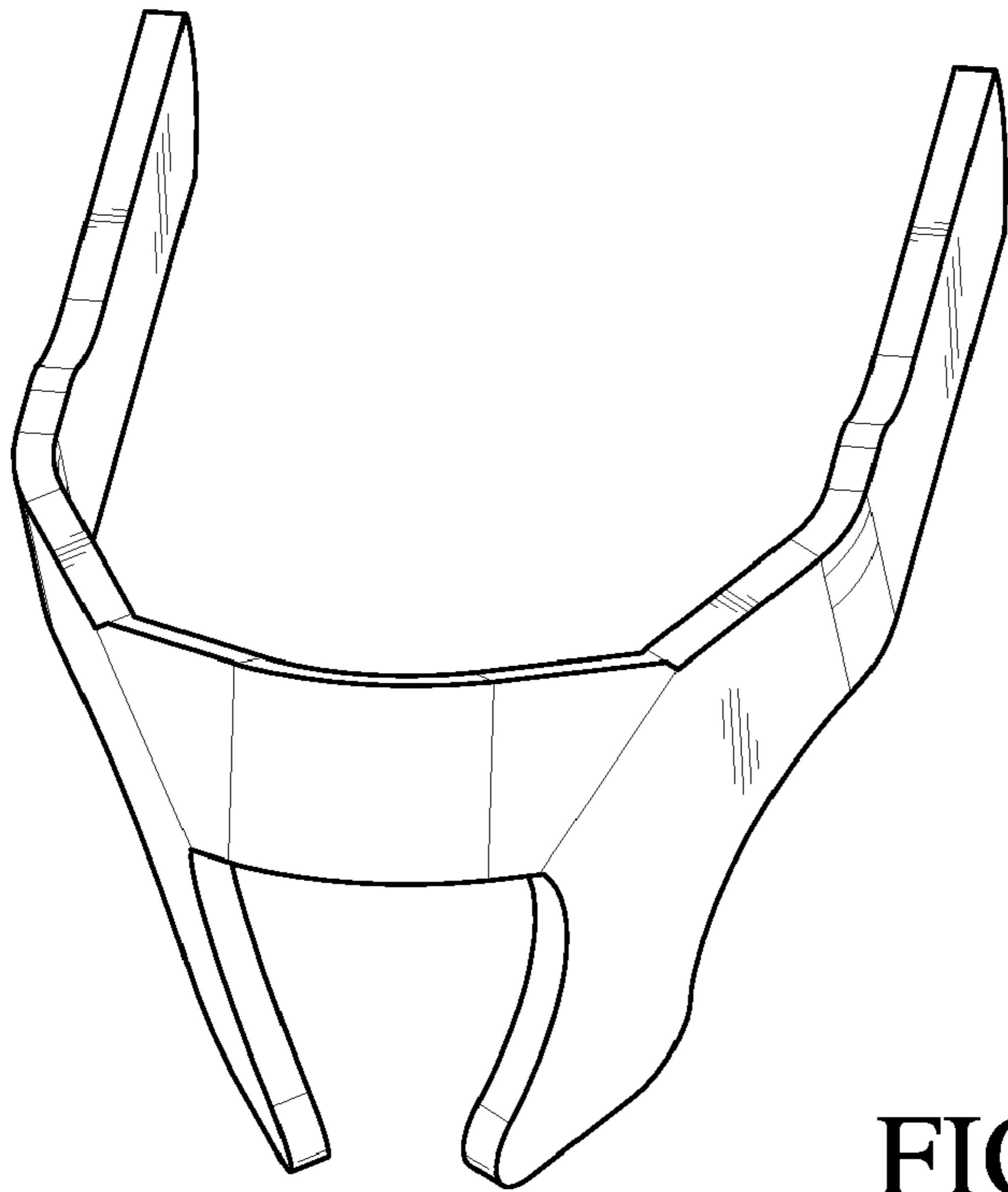


FIG. 1

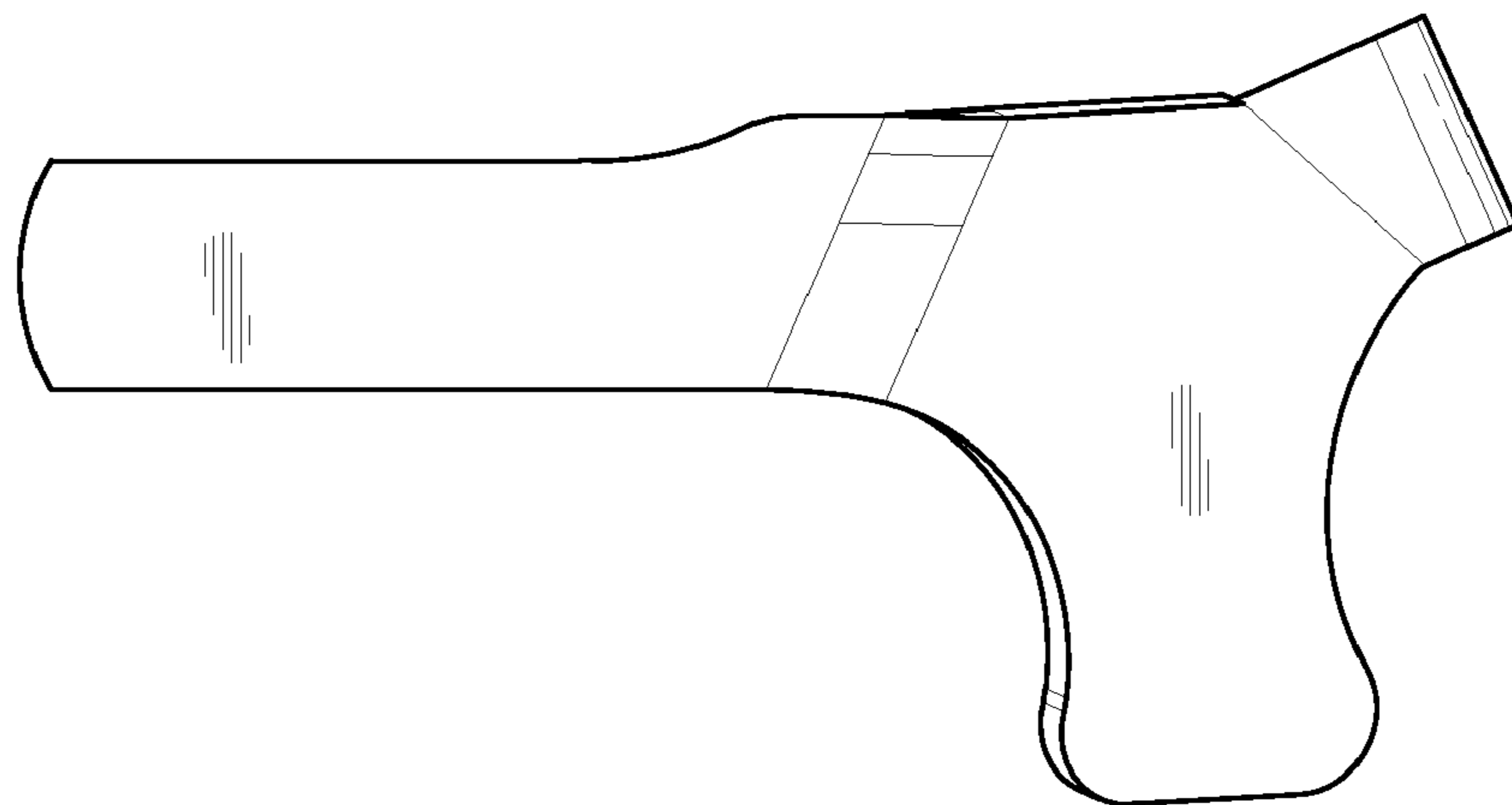


FIG. 2

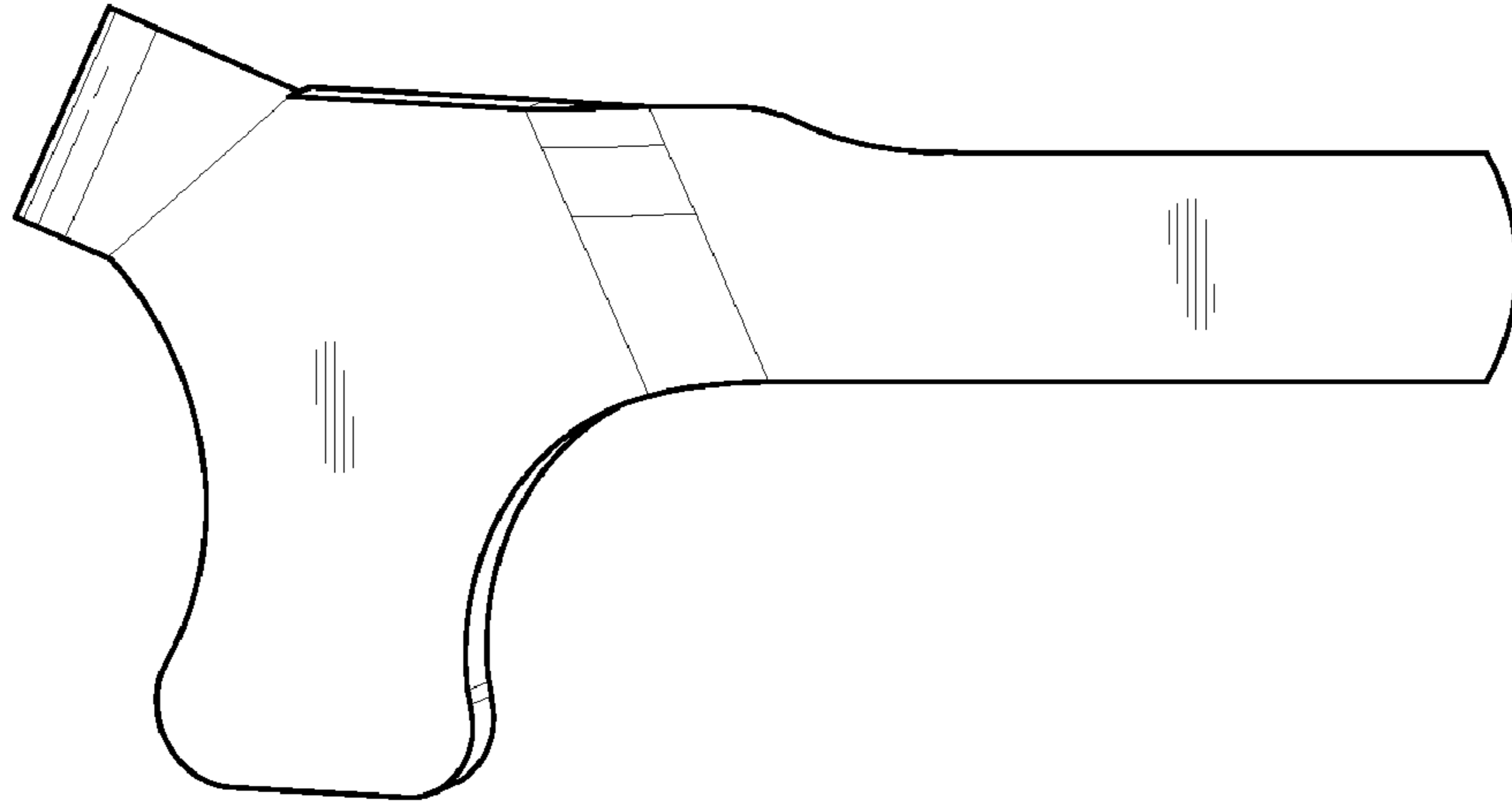


FIG. 3

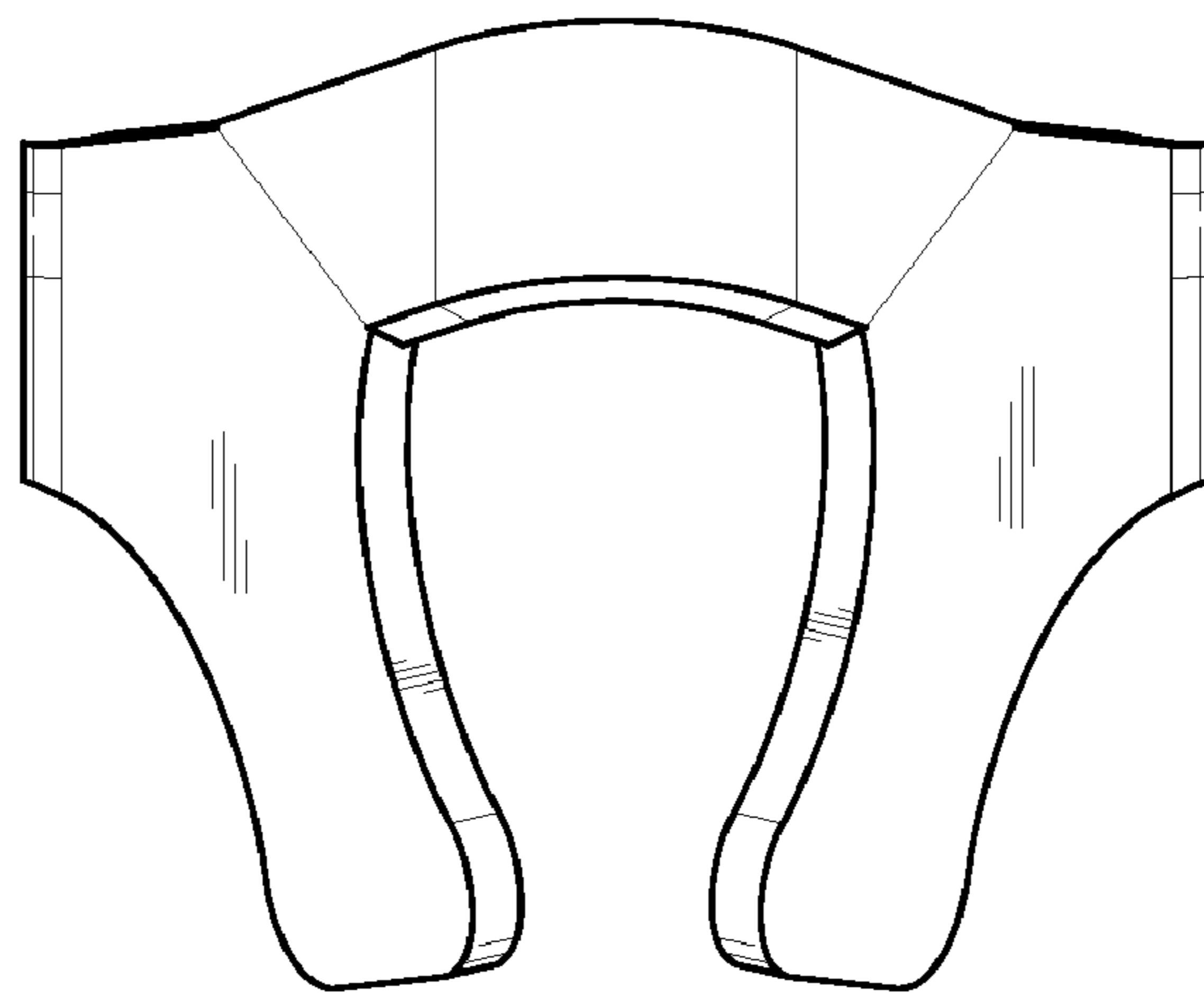


FIG. 4

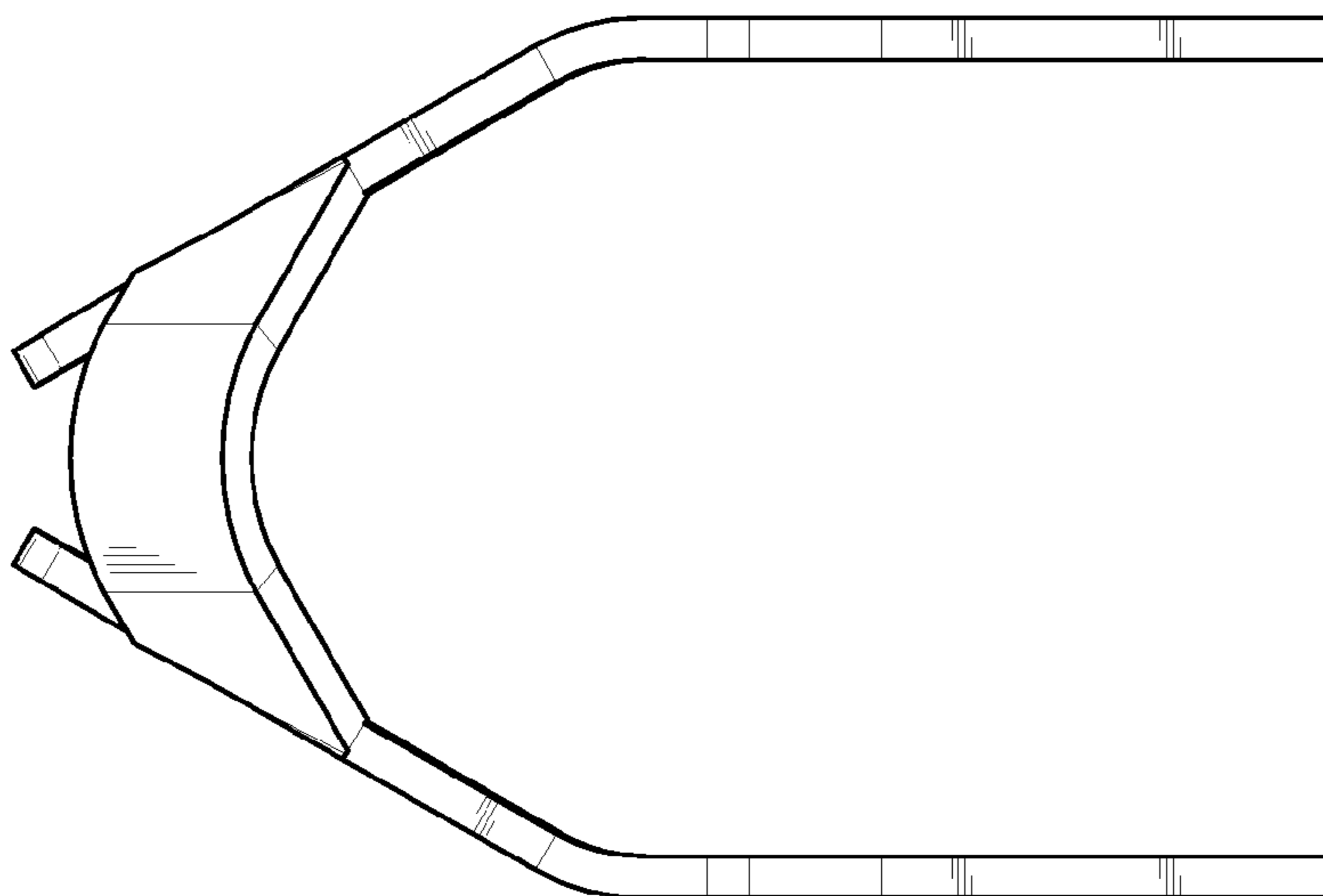


FIG. 5

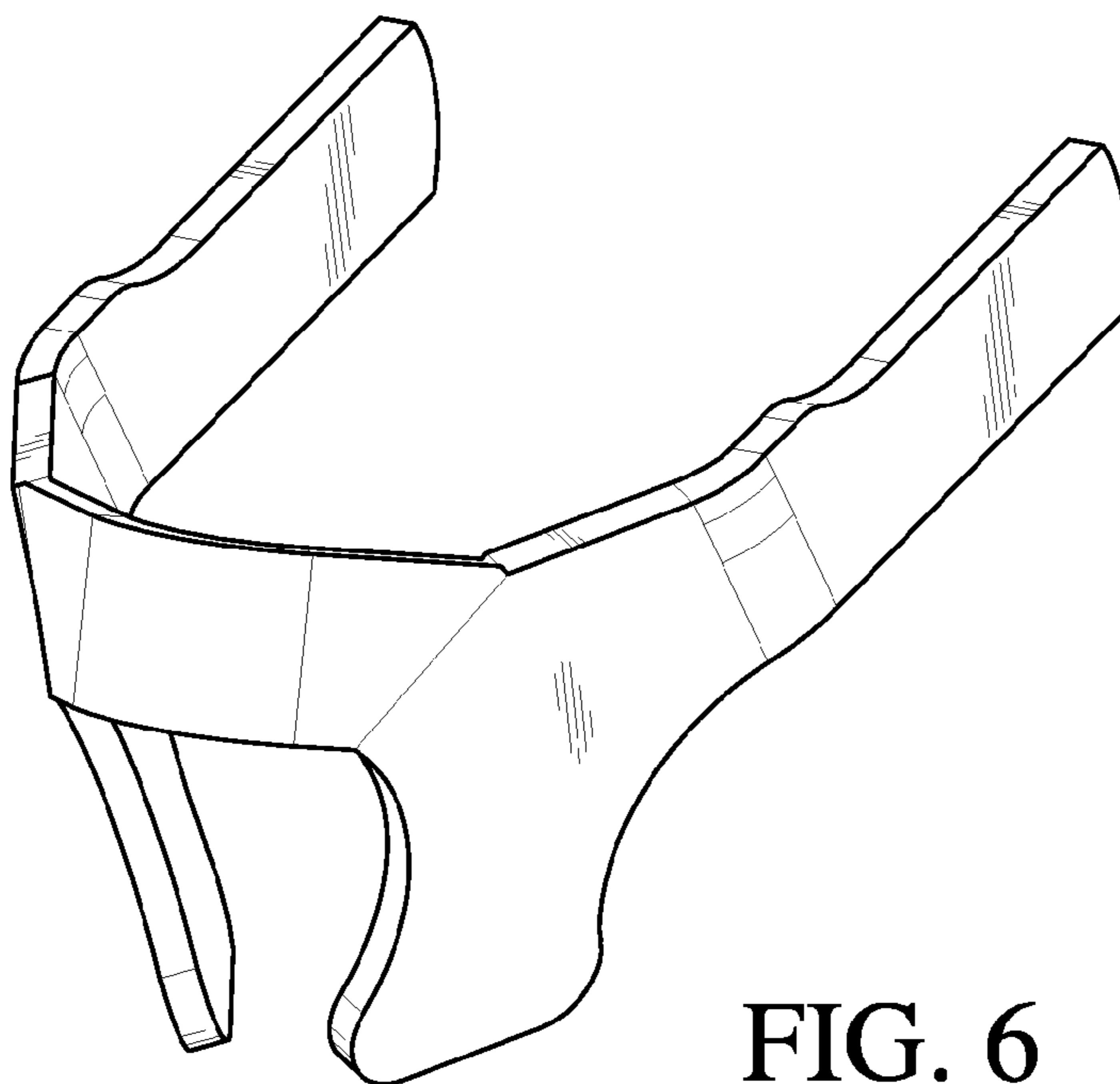


FIG. 6