



US00D601563S

(12) **United States Design Patent**
Kujawski

(10) **Patent No.:** **US D601,563 S**
(45) **Date of Patent:** **** Oct. 6, 2009**

(54) **KEYBOARD**

(75) Inventor: **Christopher Kujawski**, Seattle, WA
(US)

(73) Assignee: **Microsoft Corporation**, Redmond, WA
(US)

(**) Term: **14 Years**

(21) Appl. No.: **29/327,205**

(22) Filed: **Oct. 31, 2008**

(51) **LOC (9) Cl.** **14-02**

(52) **U.S. Cl.** **D14/392**

(58) **Field of Classification Search** D14/390-399,
D14/455; D18/1, 2, 7; 178/17 A, 17 C; 200/5 A,
200/5 R, 6 A, 6 R; 235/145 A, 145 R; 345/160,
345/168, 169, 173; 341/22, 23; 400/484-489,
400/492; D24/158; 361/679.09
See application file for complete search history.

(56) **References Cited**

U.S. PATENT DOCUMENTS

5,439,304 A * 8/1995 Phillips et al. 400/492
D468,320 S * 1/2003 Jones et al. D14/455
D488,814 S * 4/2004 Kang et al. D14/385
D518,053 S * 3/2006 Chen D14/397
7,116,312 B2 * 10/2006 Ho 345/168

7,254,012 B2 * 8/2007 Chou 361/679.09
D551,229 S * 9/2007 DeMaio et al. D14/392
D569,376 S * 5/2008 Shimizu D14/391

* cited by examiner

Primary Examiner—Freda S Nunn

(74) *Attorney, Agent, or Firm*—Banner & Witcoff, Ltd.

(57) **CLAIM**

The ornamental design for a keyboard, as shown and described.

DESCRIPTION

FIG. 1 is a front perspective view of a keyboard showing my new design;

FIG. 2 is a top view thereof;

FIG. 3 is a bottom view thereof;

FIG. 4 is a front view thereof;


FIG. 5 is a rear view thereof;

FIG. 6 is a left side view thereof; and,

FIG. 7 is a right side view thereof.

The broken line showing in FIG. 3 illustrates the bottom portion of the keyboard and forms no part of the claimed design.

1 Claim, 4 Drawing Sheets



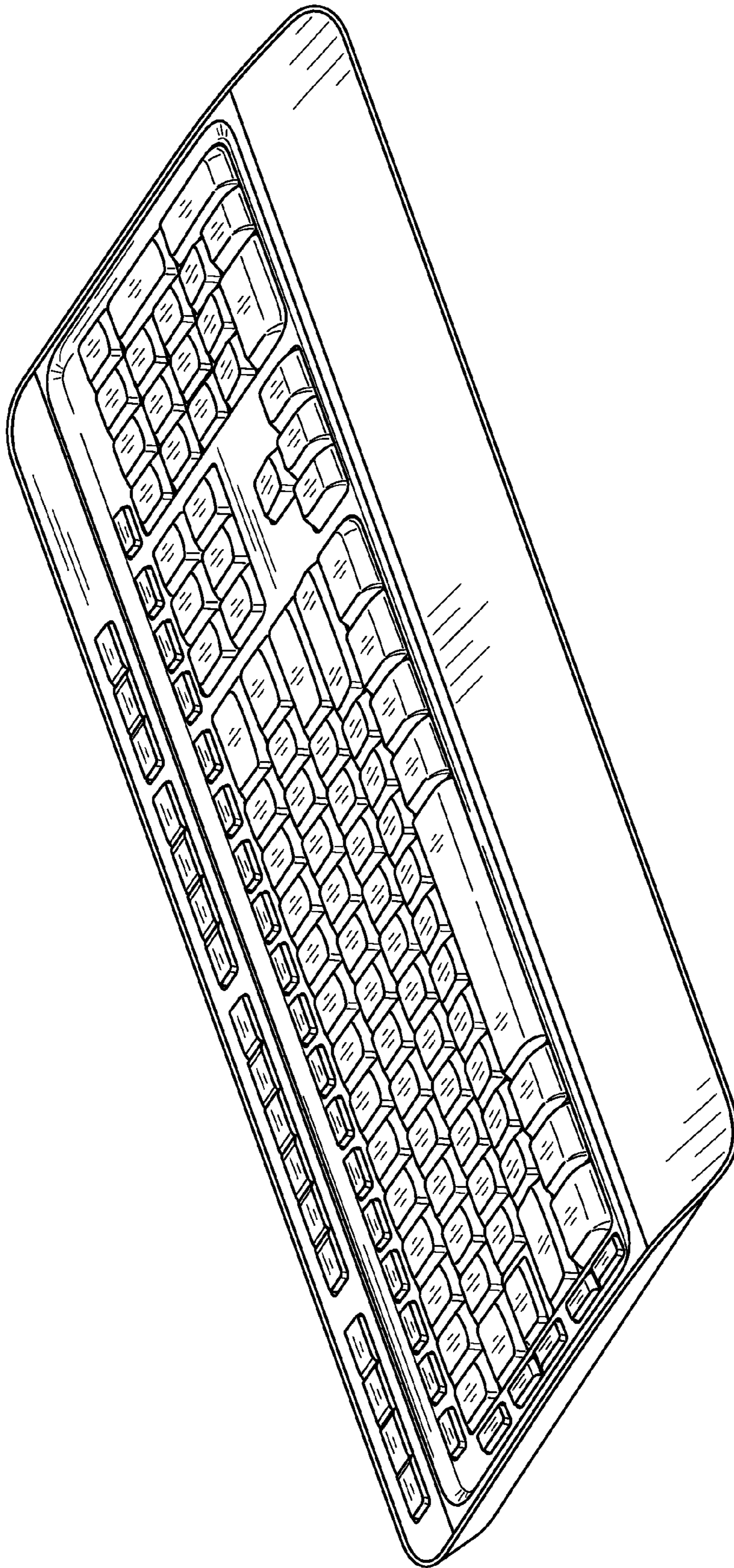


FIG. 1

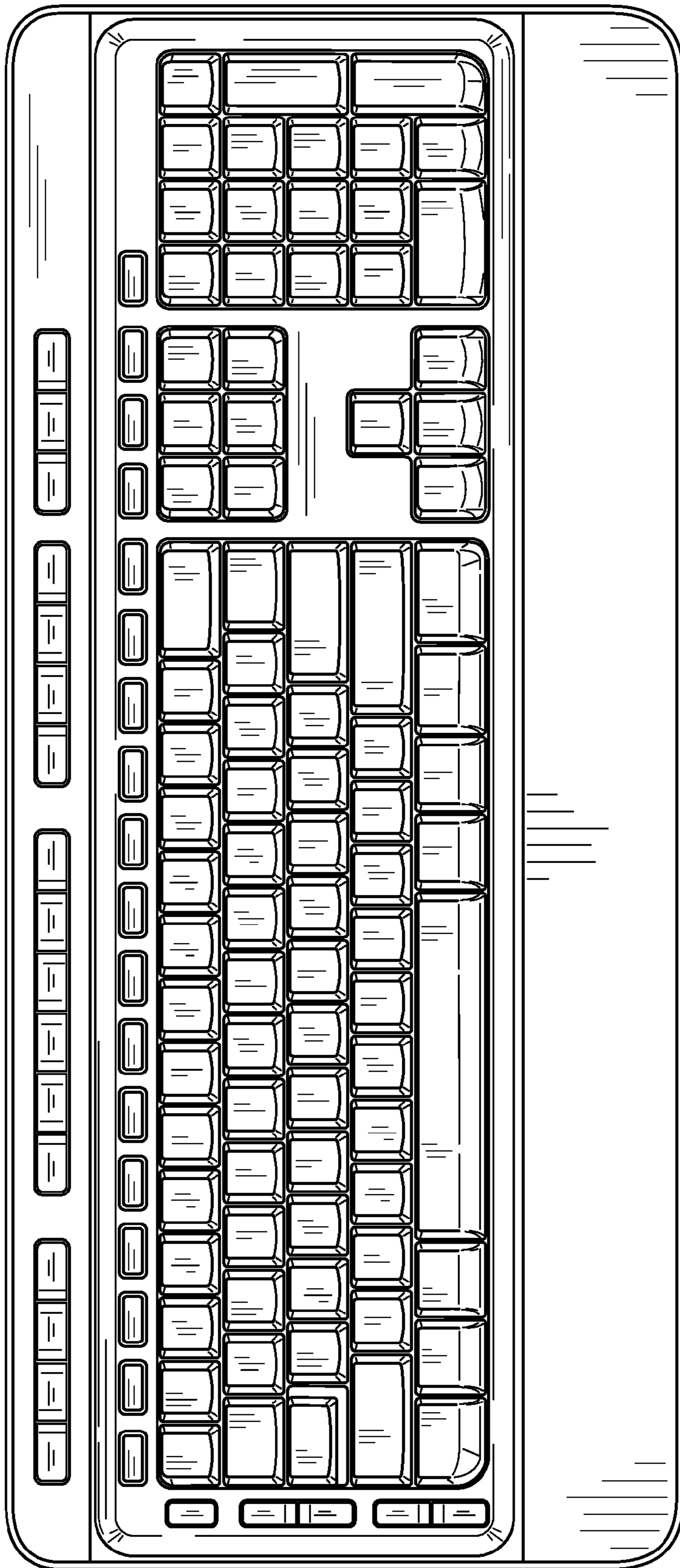


FIG. 2

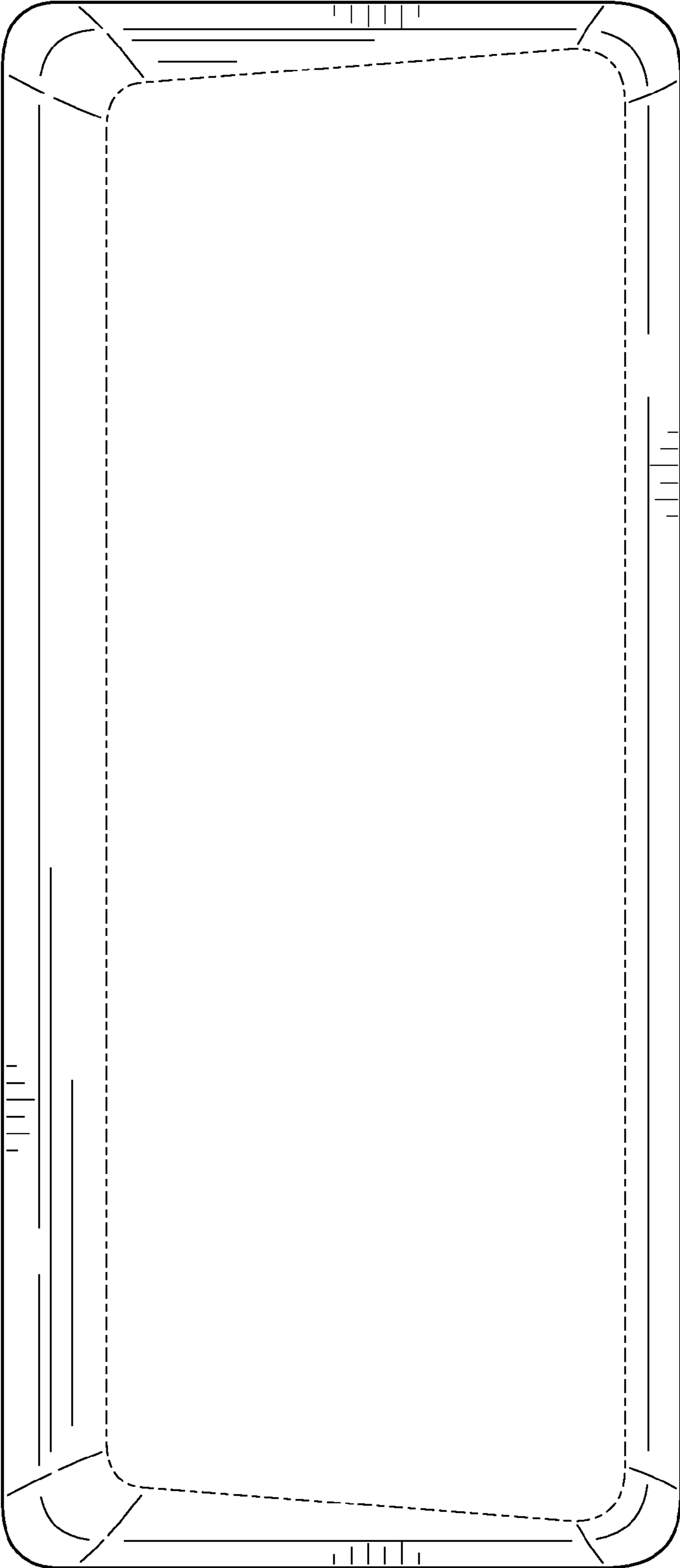


FIG. 3

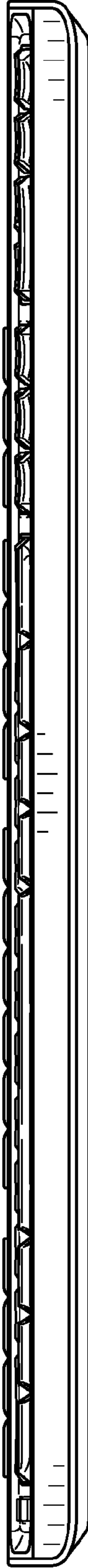


FIG. 4

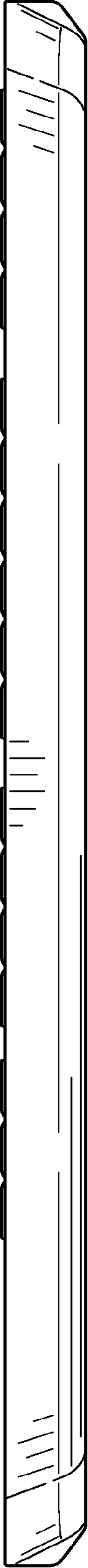


FIG. 5



FIG. 6

FIG. 7