



US00D601549S

(12) **United States Design Patent**
Kang et al.

(10) **Patent No.:** **US D601,549 S**

(45) **Date of Patent:** **** Oct. 6, 2009**

(54) **WIRELESS HEADSET**

(75) Inventors: **Simon Kang**, Rancho Dominguez, CA (US); **Naoki Shimada**, Rancho Dominguez, CA (US)

(73) Assignee: **Samsung Electronics Co., Ltd.**, Suwon-Si (KR)

(**) Term: **14 Years**

(21) Appl. No.: **29/326,499**

(22) Filed: **Oct. 20, 2008**

(51) **LOC (9) Cl.** **14-01**

(52) **U.S. Cl.** **D14/223**

(58) **Field of Classification Search** D14/205, D14/206, 223, 167, 188, 192, 191, 218; 181/129, 181/130; 381/370, 380, 381; 379/430, 433.01, 379/433.02, 433.03; D24/173, 174; 455/351; 24/3.12, 66.13, 66.8

See application file for complete search history.

(56) **References Cited**

U.S. PATENT DOCUMENTS

2,994,116	A	*	8/1961	Anderson	24/66.13
D277,753	S	*	2/1985	Eckmann et al.	D14/191
D290,356	S	*	6/1987	Fisher	D14/191
D292,705	S	*	11/1987	Scheid et al.	D14/191
D303,528	S	*	9/1989	Scheid et al.	D14/191
D304,191	S	*	10/1989	Sekine	D14/192
D411,998	S	*	7/1999	Hakoda et al.	D14/218

D447,470	S	*	9/2001	Obata	D14/167
D566,106	S	*	4/2008	Kim	D14/223
D573,140	S	*	7/2008	Tsai et al.	D14/223
D586,333	S	*	2/2009	Tkachuk	D14/223
D587,682	S	*	3/2009	Miles	D14/205

* cited by examiner

Primary Examiner—Paula Greene

(74) *Attorney, Agent, or Firm*—Staas & Halsey LLP

(57) **CLAIM**

The ornamental design for a wireless headset, as shown and described.

DESCRIPTION

FIG. 1 is a perspective view of a wireless headset according to our new design;

FIG. 2 is a front elevational view thereof;

FIG. 3 is a rear elevational view thereof;

FIG. 4 is a left side elevational view thereof, the portions behind the clip are plane and unornamental;

FIG. 5 is a right side elevational view thereof;

FIG. 6 is a top plan view thereof;

FIG. 7 is a bottom plan view thereof; and,

FIG. 8 is a perspective view thereof, in an alternate rotated position of FIG. 1.

The broken lines in FIG. 7 are for illustrative purpose only and form no part of the claimed design.

1 Claim, 7 Drawing Sheets

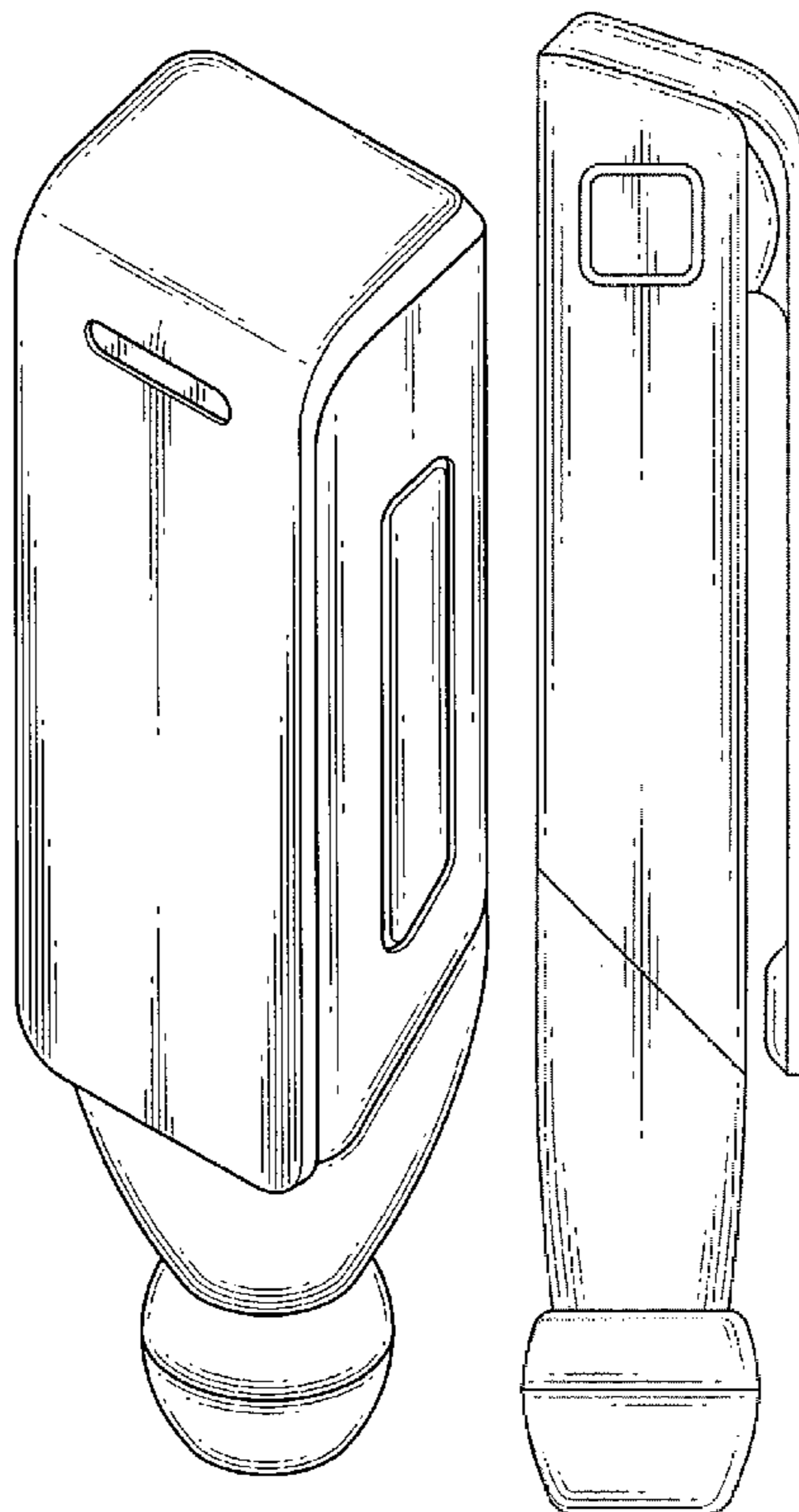


FIG. 1




FIG.2




FIG.3

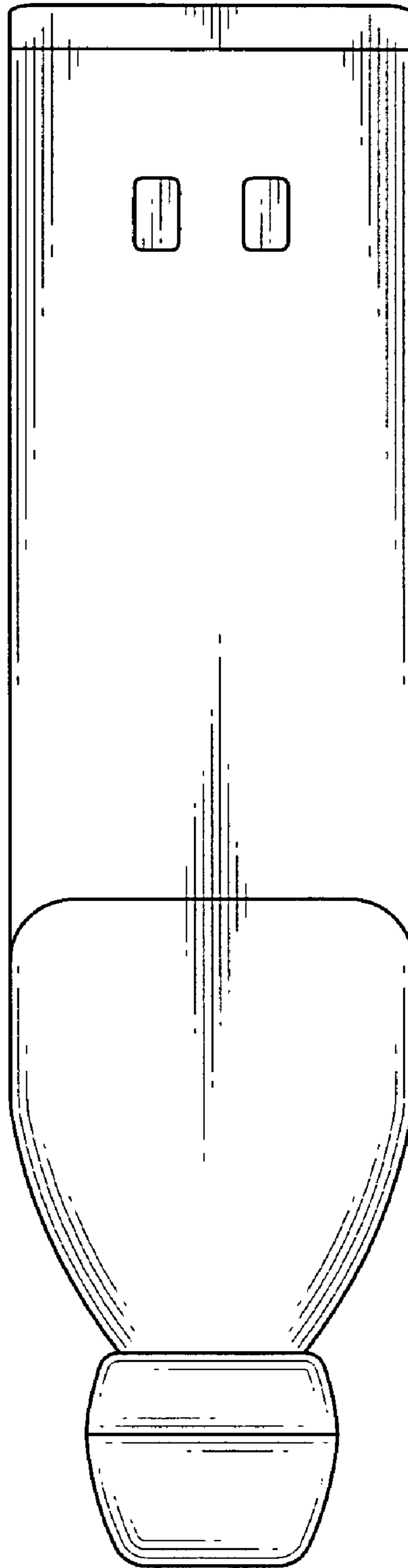


FIG.4




FIG.5

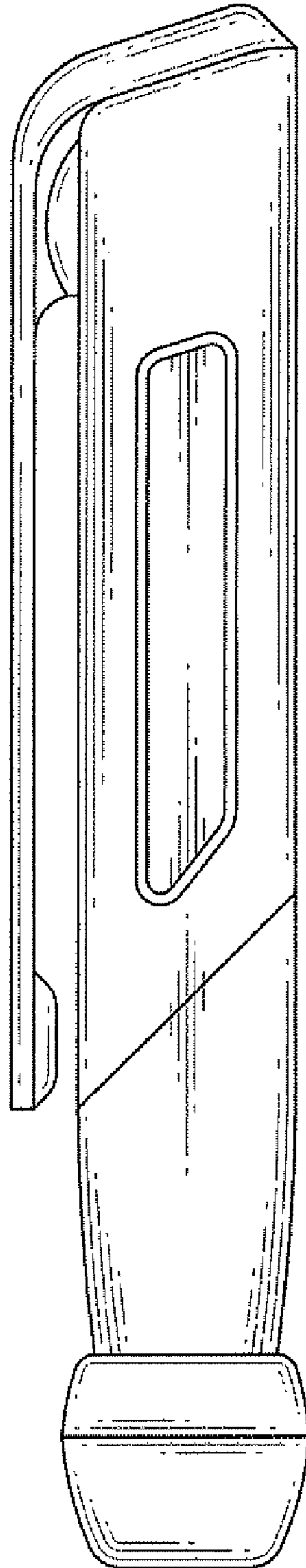


FIG.6

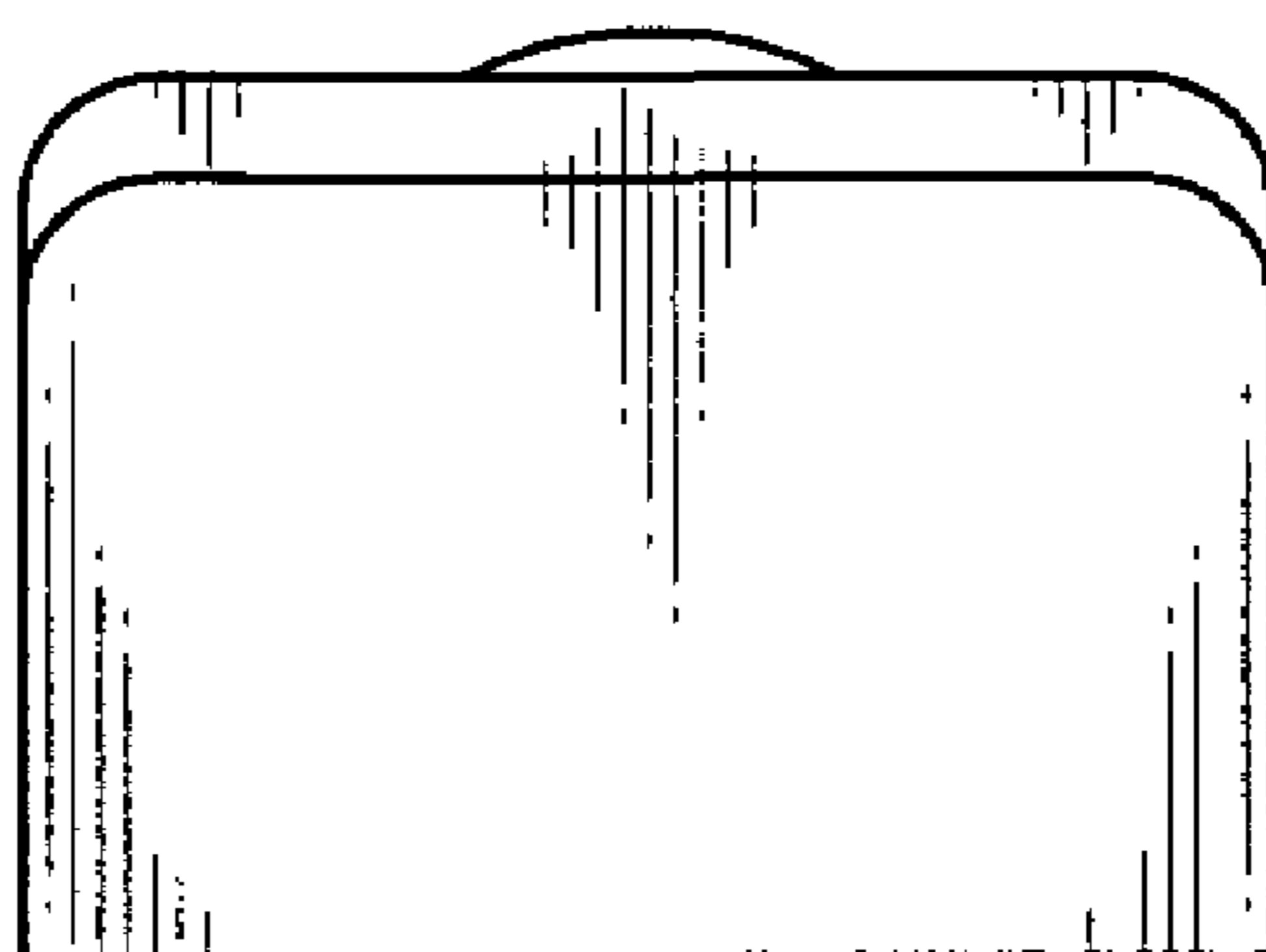


FIG.7

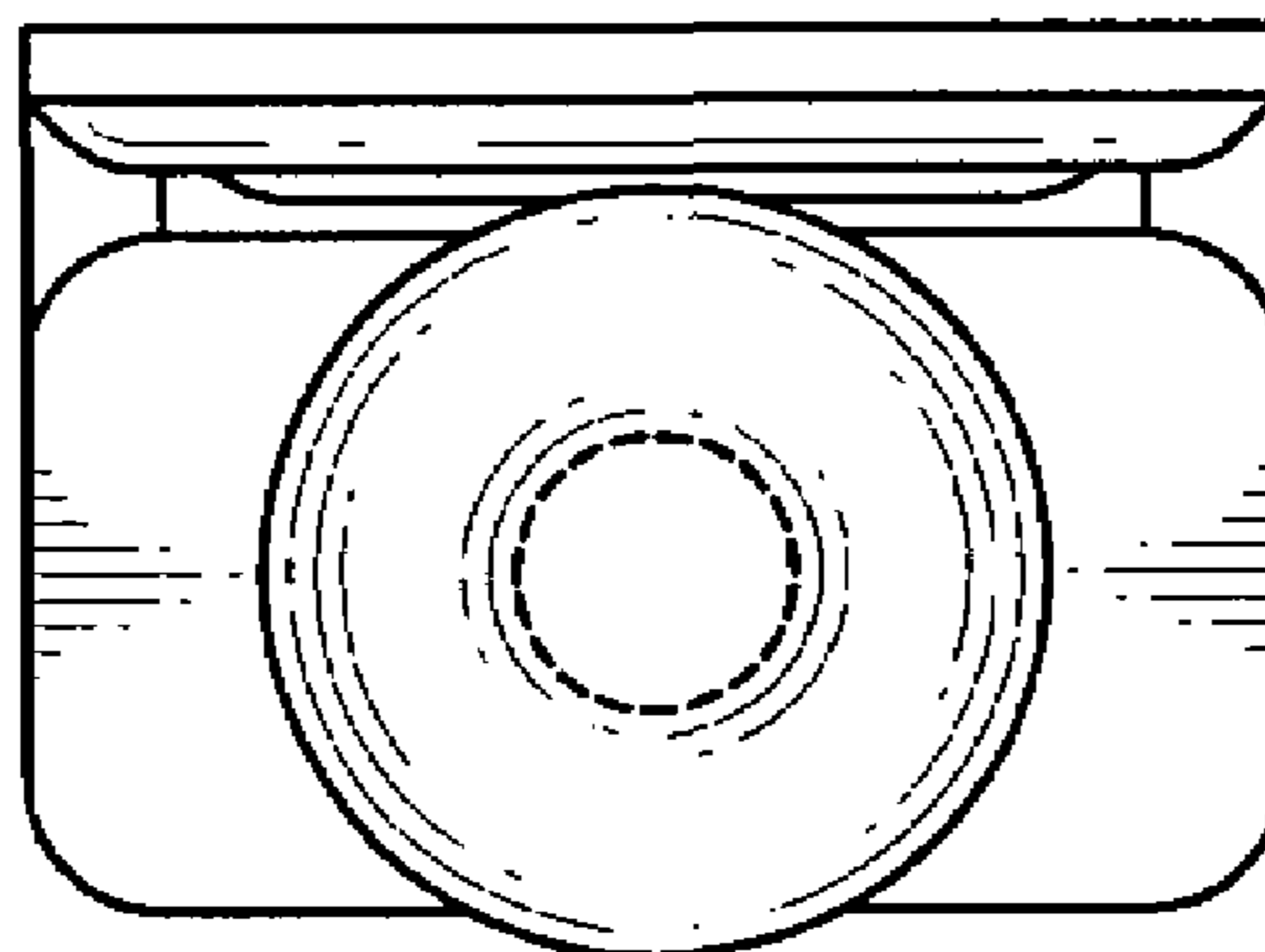


FIG. 8

