



US00D601528S

(12) **United States Design Patent**
Lim et al.

(10) **Patent No.:** **US D601,528 S**
(45) **Date of Patent:** **** Oct. 6, 2009**

(54) **MOBILE PHONE**

(75) Inventors: **Seong Jae Lim**, Seoul (KR); **Soon Hyun Park**, Seoul (KR)

(73) Assignee: **LG Electronics**, Seoul (KR)

(**) Term: **14 Years**

(21) Appl. No.: **29/290,915**

(22) Filed: **Jan. 30, 2008**

(30) **Foreign Application Priority Data**

Aug. 3, 2007 (KR) 30-2007-0033498

(51) **LOC (9) Cl.** **14-03**

(52) **U.S. Cl.** **D14/138 AA**

(58) **Field of Classification Search** D14/137,
D14/138 R, 138 AA, 138 AB, 138 AC, 138 AD,
D14/138 C, 138 G, 147-148, 156, 191, 218,
D14/247-248, 341-347, 390, 399, 455-456,
D14/496; D10/65, 78, 104; D13/164, 168;
D16/208; D18/7; D21/329, 331, 333, 517;
343/702; 345/167, 168, 169; 348/14.01-14.02;
361/814; 379/433.01-433.13; 439/165;
455/90.3, 556.1-556.2, 566, 575.1, 575.3,
455/575.4

See application file for complete search history.

(56) **References Cited**

U.S. PATENT DOCUMENTS

D496,933 S * 10/2004 Wu D14/346
D545,800 S * 7/2007 Ou et al. D14/138 AA
D546,803 S * 7/2007 Lee et al. D14/138 AA
D546,810 S * 7/2007 Kwak D14/138 AA
D550,642 S * 9/2007 Jiang et al. D14/138 AA
D555,126 S * 11/2007 Park et al. D14/138 AA

D565,017 S * 3/2008 Kim et al. D14/138 AA
D572,697 S * 7/2008 Lee et al. D14/138 AA
D574,802 S * 8/2008 Eroma et al. D14/138 AA
D583,350 S * 12/2008 Park et al. D14/138 AA
D585,045 S * 1/2009 Kim et al. D14/138 AA
D589,922 S * 4/2009 Boyd et al. D14/138 AA
2006/0105806 A1* 5/2006 Vance et al. 455/556.1

OTHER PUBLICATIONS

LG KE820, announced Oct. 2006, <URL:http://www.gsmarena.com/lg_ke820-pictures-1761.php>, retrieved from internet May 20, 2009.*

Samsung P310, announced Sep. 2006, <URL:http://www.gsmarena.com/samsung_p310-pictures-1682.php>, retrieved from internet May 20, 2009.*

* cited by examiner

Primary Examiner—Ian Simmons

Assistant Examiner—Carla Jobe Wright

(74) *Attorney, Agent, or Firm*—Morgan, Lewis & Bockius LLP

(57) **CLAIM**

The ornamental design for a mobile phone, as shown and described.

DESCRIPTION

FIG. 1 is a perspective view of a mobile phone showing our new design;

FIG. 2 is a front view thereof;

FIG. 3 is a rear view thereof;

FIG. 4 is a left side view thereof;

FIG. 5 is a right side view thereof;

FIG. 6 is a top plan view thereof; and,

FIG. 7 is a bottom plan view thereof.

1 Claim, 6 Drawing Sheets


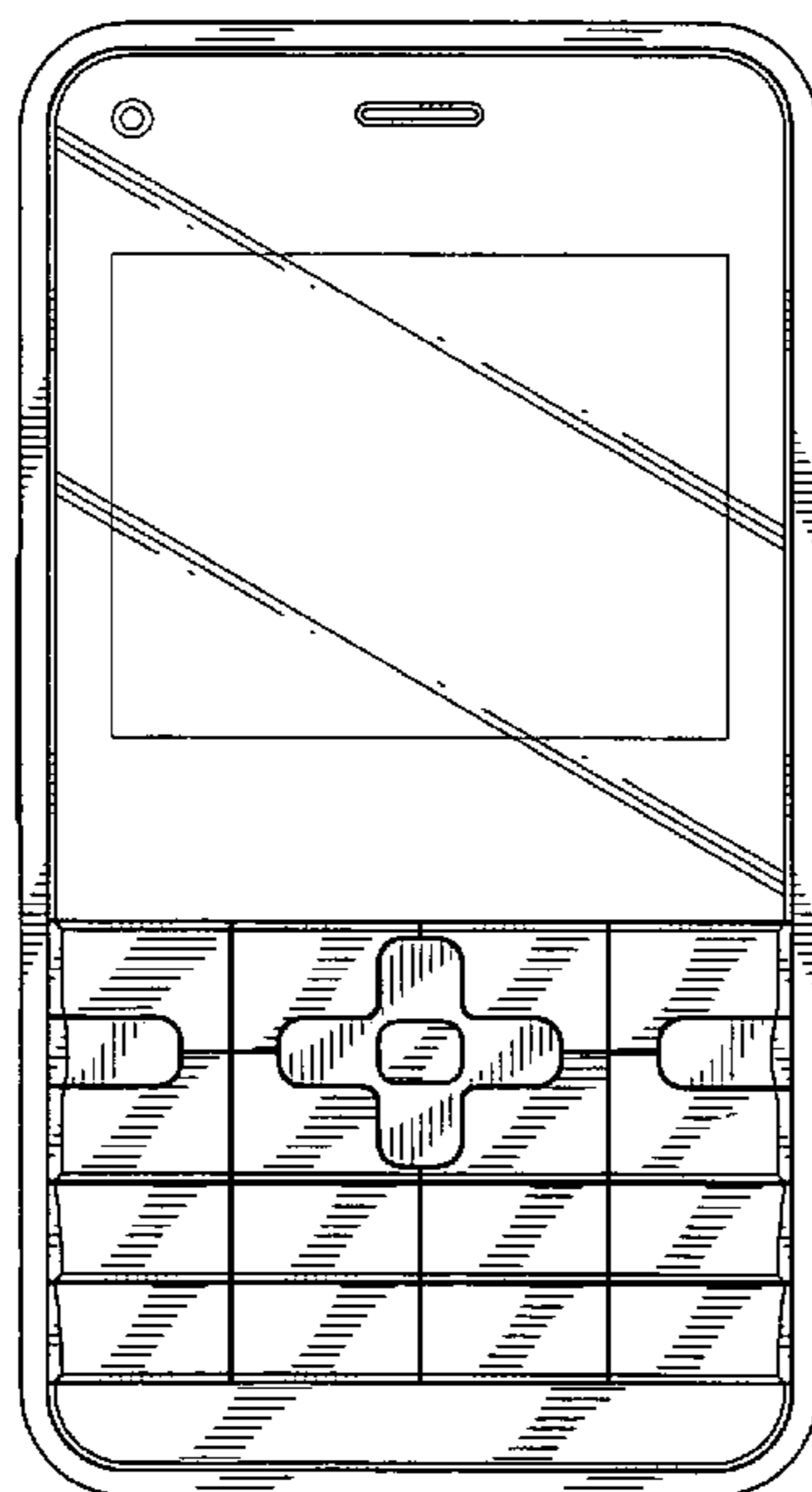


FIG. 1

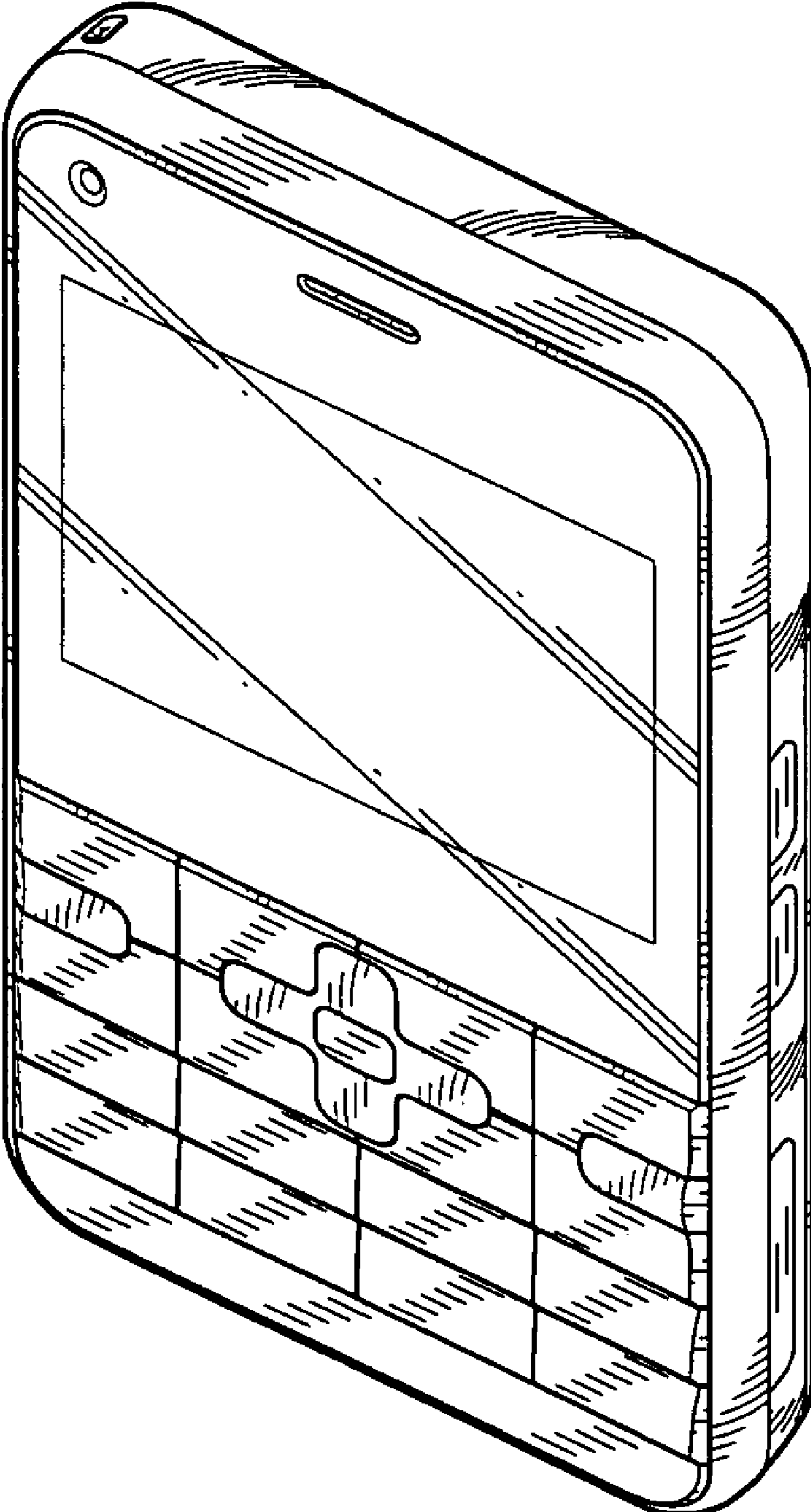


FIG. 2

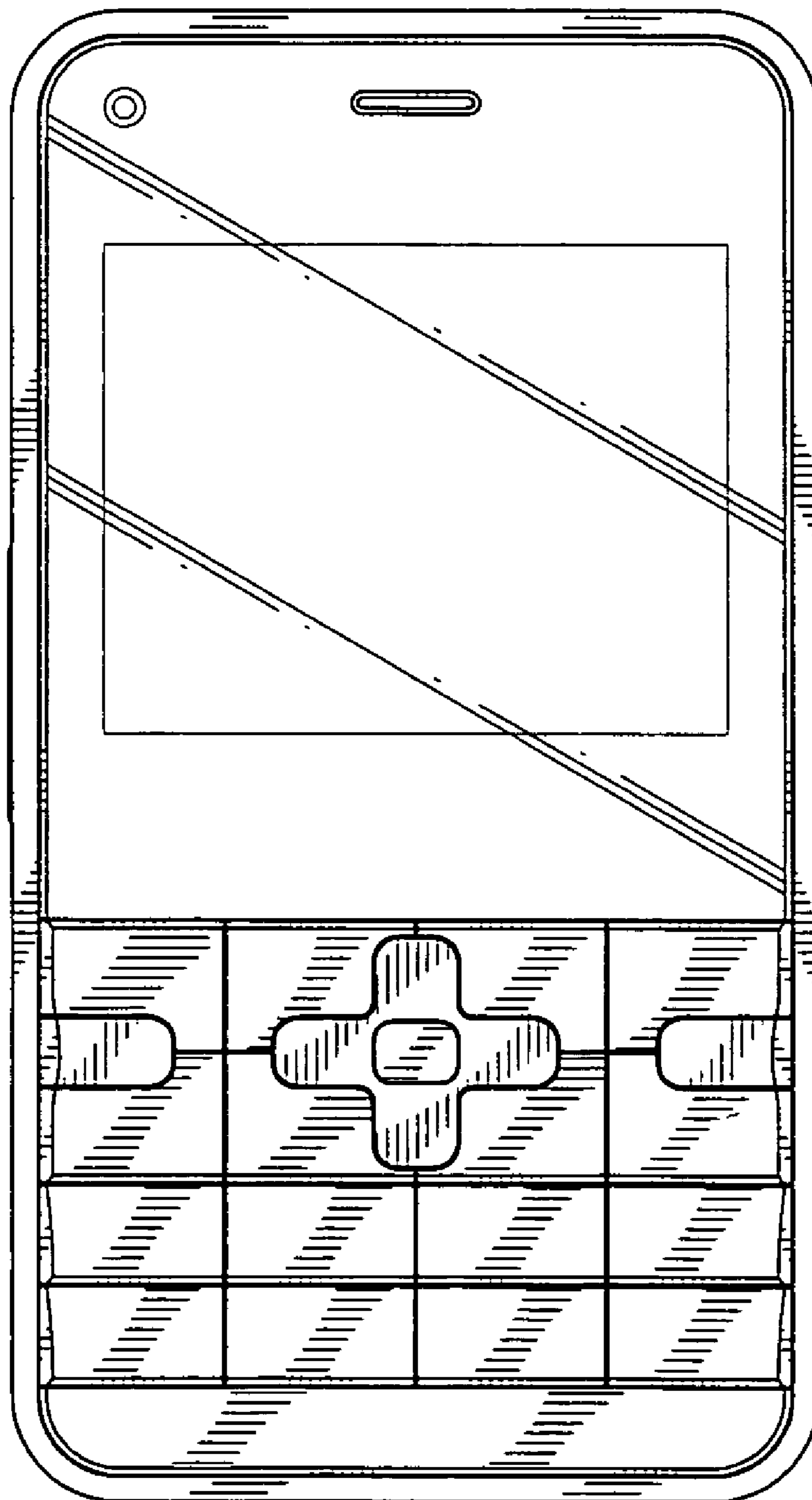


FIG. 3




FIG. 4

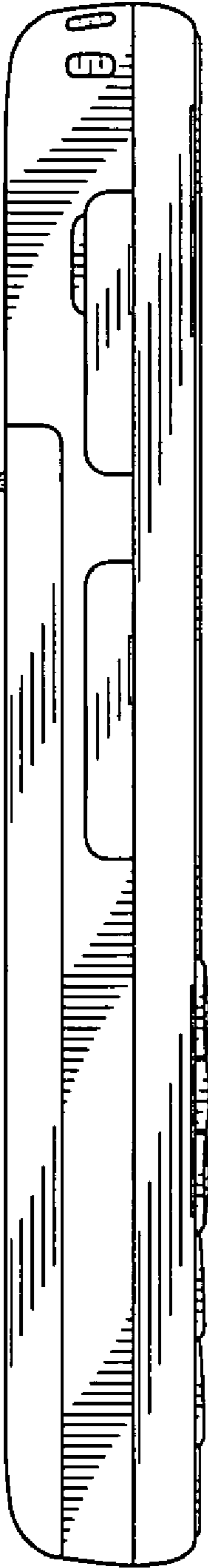


FIG. 5

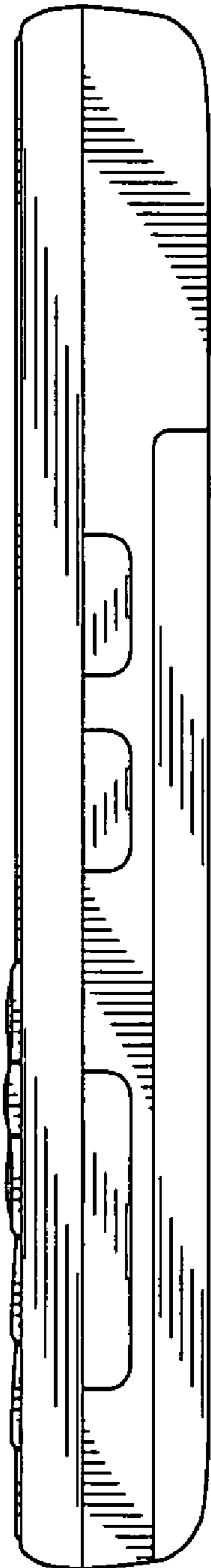


FIG. 6




FIG. 7

