



US00D601521S

(12) **United States Design Patent**
Komatsu

(10) **Patent No.:** **US D601,521 S**
(45) **Date of Patent:** **** Oct. 6, 2009**

(54) **HEATER FOR MANUFACTURING SEMICONDUCTOR**
(75) Inventor: **Tomohito Komatsu**, Nirasaki (JP)
(73) Assignee: **Tokyo Electron Limited**, Tokyo (JP)
(**) Term: **14 Years**
(21) Appl. No.: **29/278,403**
(22) Filed: **Mar. 28, 2007**

D428,858 S * 8/2000 Ishii D13/182
6,529,686 B2 * 3/2003 Ramanan et al. 392/418
6,616,767 B2 * 9/2003 Zhao et al. 219/121.52
2002/0190051 A1 * 12/2002 Wang et al. 219/390
2004/0149716 A1 * 8/2004 Inagawa et al. 219/405
2005/0217583 A1 * 10/2005 Cole et al. 118/724
2007/0166146 A1 * 7/2007 Sekiya 414/935

* cited by examiner

Primary Examiner—Selina Sikder
(74) *Attorney, Agent, or Firm*—Oblon, Spivak, McClelland, Maier & Neustadt, L.L.P.

(30) **Foreign Application Priority Data**
Sep. 28, 2006 (JP) 2006-026093

(57) **CLAIM**

The ornamental design for a heater for manufacturing semiconductor or the like, as shown and described.

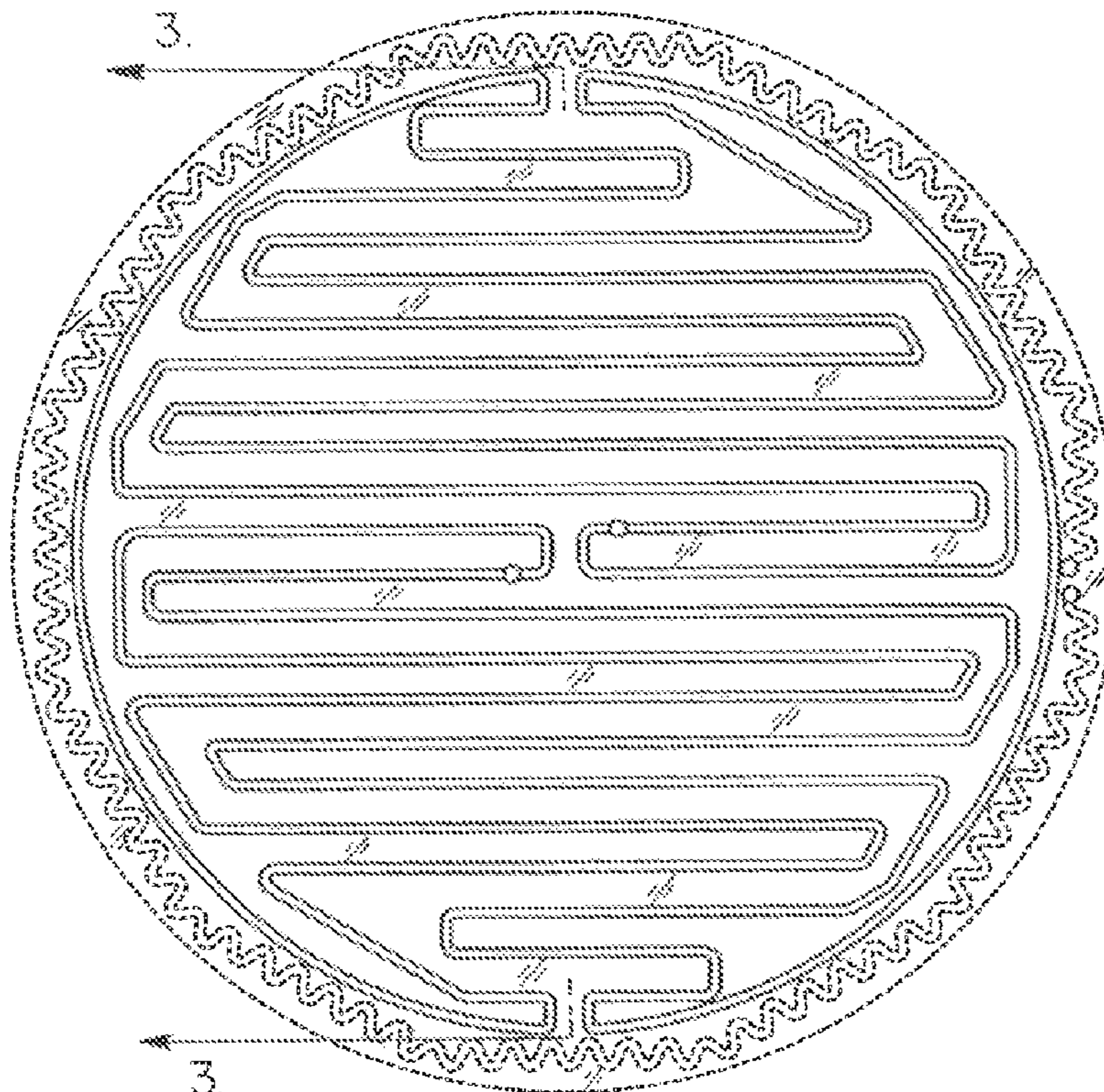
(51) **LOC (9) Cl.** **13-03**
(52) **U.S. Cl.** **D13/182**
(58) **Field of Classification Search** D13/182;
D9/429; D7/566, 570; 118/724, 725; 219/390,
219/544; 392/418
See application file for complete search history.

DESCRIPTION

FIG. 1 is a front elevational view of a heater for manufacturing semiconductor, showing my new design;
FIG. 2 is a rear elevational view thereof; and,
FIG. 3 is a cross-sectional view taken along line 3—3 in FIG. 1.
The broken line showing in the figures is for illustrative purposes only and forms no part of the claimed design.

(56) **References Cited**
U.S. PATENT DOCUMENTS
5,540,782 A * 7/1996 Miyagi et al. 118/724
5,911,896 A * 6/1999 Holden et al. 219/390
6,037,574 A * 3/2000 Lanham et al. 219/544
D427,570 S * 7/2000 Ishii D13/182

1 Claim, 3 Drawing Sheets



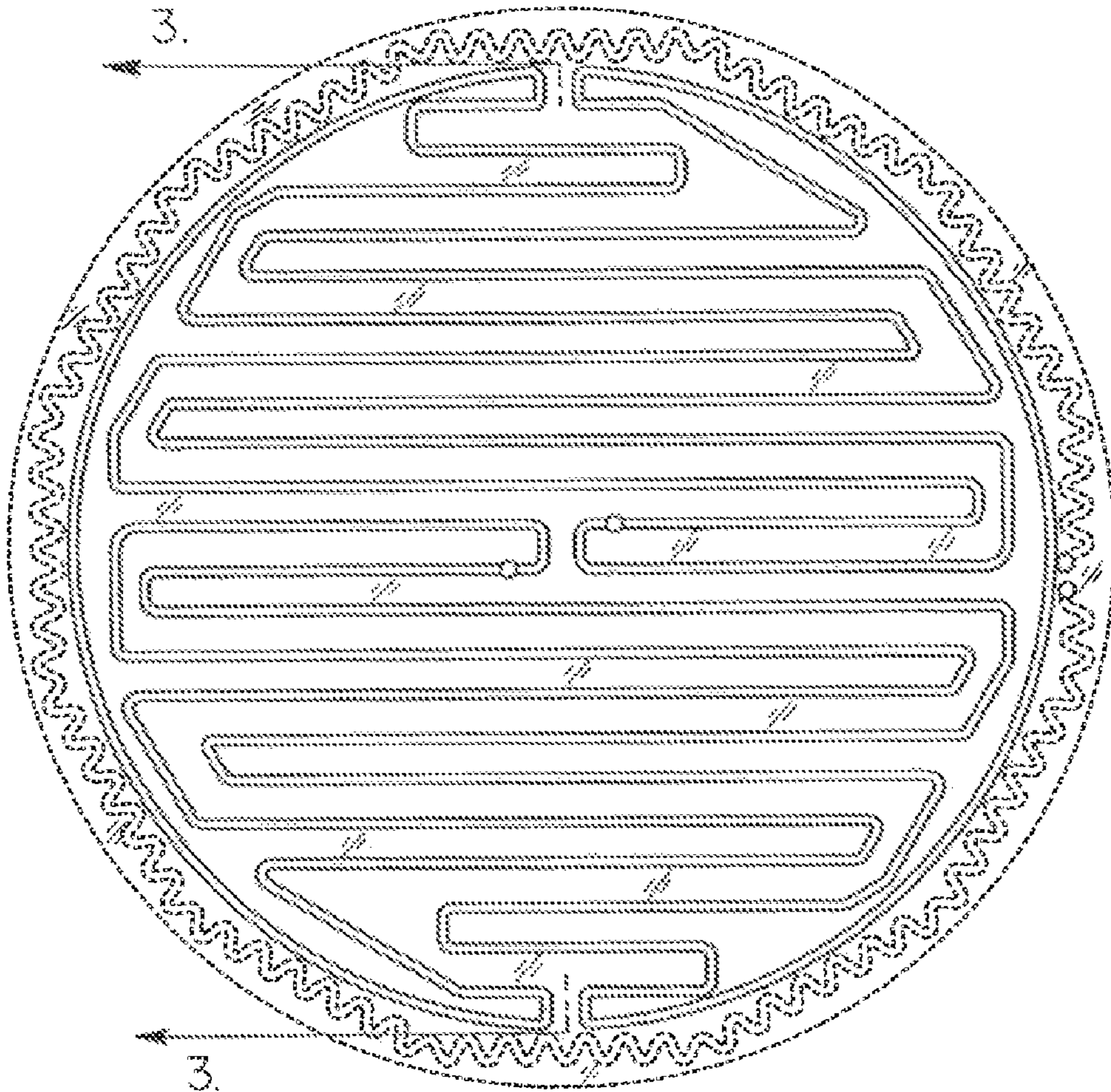


FIG. 1

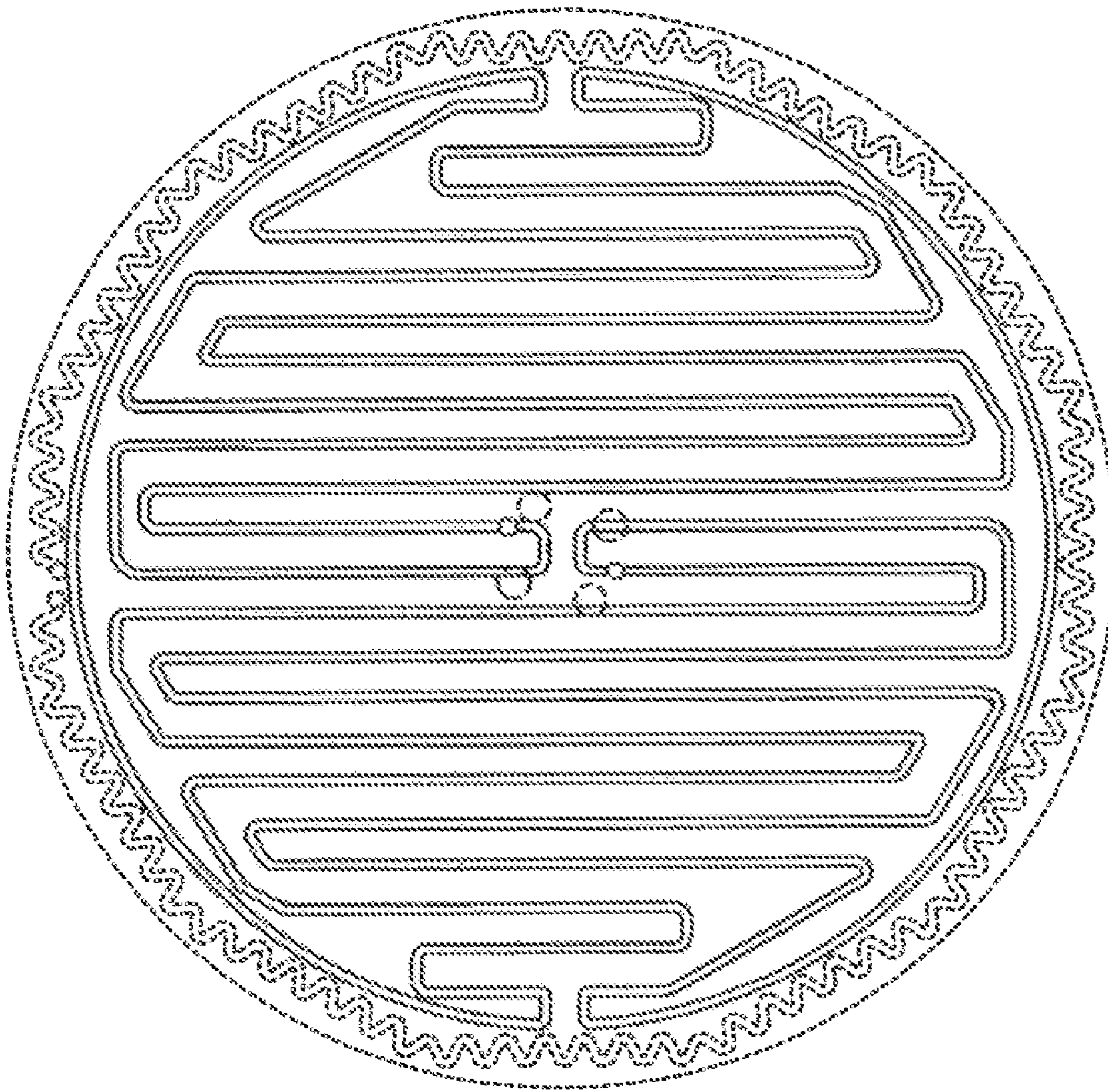


FIG. 2

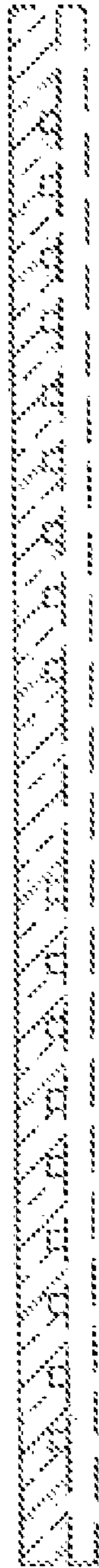


FIG. 3