



US00D601520S

(12) **United States Design Patent**  
**Yokota et al.**

(10) **Patent No.:** **US D601,520 S**

(45) **Date of Patent:** **\*\* \*Oct. 6, 2009**

(54) **ELECTRIC CIRCUIT BOARD**

(75) Inventors: **Yasuo Yokota**, Hirakata (JP); **Motonari Ogura**, Osaka (JP); **Masahiko Hirata**, Kashiba (JP)

(73) Assignee: **Panasonic Corporation**, Osaka (JP)

(\*\*) Term: **14 Years**

(21) Appl. No.: **29/232,144**

(22) Filed: **Jun. 15, 2005**

(30) **Foreign Application Priority Data**

Jan. 14, 2005 (JP) ..... 2005-000814

(51) **LOC (9) Cl.** ..... **13-03**

(52) **U.S. Cl.** ..... **D13/182**

(58) **Field of Classification Search** ..... D13/182;  
D10/62, 64; D14/436; D20/11; 220/62;  
257/E23.07, E23.175, E23.179, 778, 779;  
324/537, 755, 758; 361/737, 748, 760, 820,  
361/772; 174/250, 528

See application file for complete search history.

(56) **References Cited**

**U.S. PATENT DOCUMENTS**

168,063	A *	9/1875	Taylor	.....	220/62
D72,152	S *	3/1927	Hartz	.....	D20/11
D204,017	S *	3/1966	Goldman	.....	D10/62
4,537,001	A *	8/1985	Uppstrom	.....	52/608
4,696,706	A *	9/1987	Griffin et al.	.....	156/62
5,061,822	A *	10/1991	Spielberger	.....	174/528
5,066,999	A *	11/1991	Casper	.....	257/786
5,300,815	A *	4/1994	Rostoker	.....	257/786
5,484,963	A *	1/1996	Washino	.....	174/261
D383,081	S *	9/1997	Ffrench	.....	D10/111
5,757,082	A *	5/1998	Shibata	.....	257/786

5,818,114	A *	10/1998	Pendse et al.	.....	257/786
5,951,304	A *	9/1999	Wildes et al.	.....	439/67
6,078,505	A *	6/2000	Turudic	.....	361/760
6,163,042	A *	12/2000	Mizushima et al.	.....	257/202
6,269,327	B1 *	7/2001	Bednar et al.	.....	703/8
6,348,742	B1 *	2/2002	MacPherson	.....	257/786
6,483,038	B2 *	11/2002	Lee et al.	.....	174/255
6,537,850	B1 *	3/2003	Corisis	.....	438/106
6,566,168	B2 *	5/2003	Gang	.....	438/112
6,597,059	B1 *	7/2003	McCann et al.	.....	257/673
6,611,055	B1 *	8/2003	Hashemi	.....	257/706
6,945,465	B2 *	9/2005	Nishizawa et al.	.....	235/492
2003/0112613	A1 *	6/2003	Nishizawa et al.	.....	361/764
2006/0255473	A1 *	11/2006	Pendse	.....	257/778

**FOREIGN PATENT DOCUMENTS**

JP	797738	10/1990
JP	797739	10/1990
JP	1096035	1/2001
JP	1219525	10/2004

\* cited by examiner

*Primary Examiner*—Selina Sikder

(74) *Attorney, Agent, or Firm*—Brinks Hofer Gilson & Lione

(57) **CLAIM**

We claim the ornamental design for an electric circuit board, as shown and described.

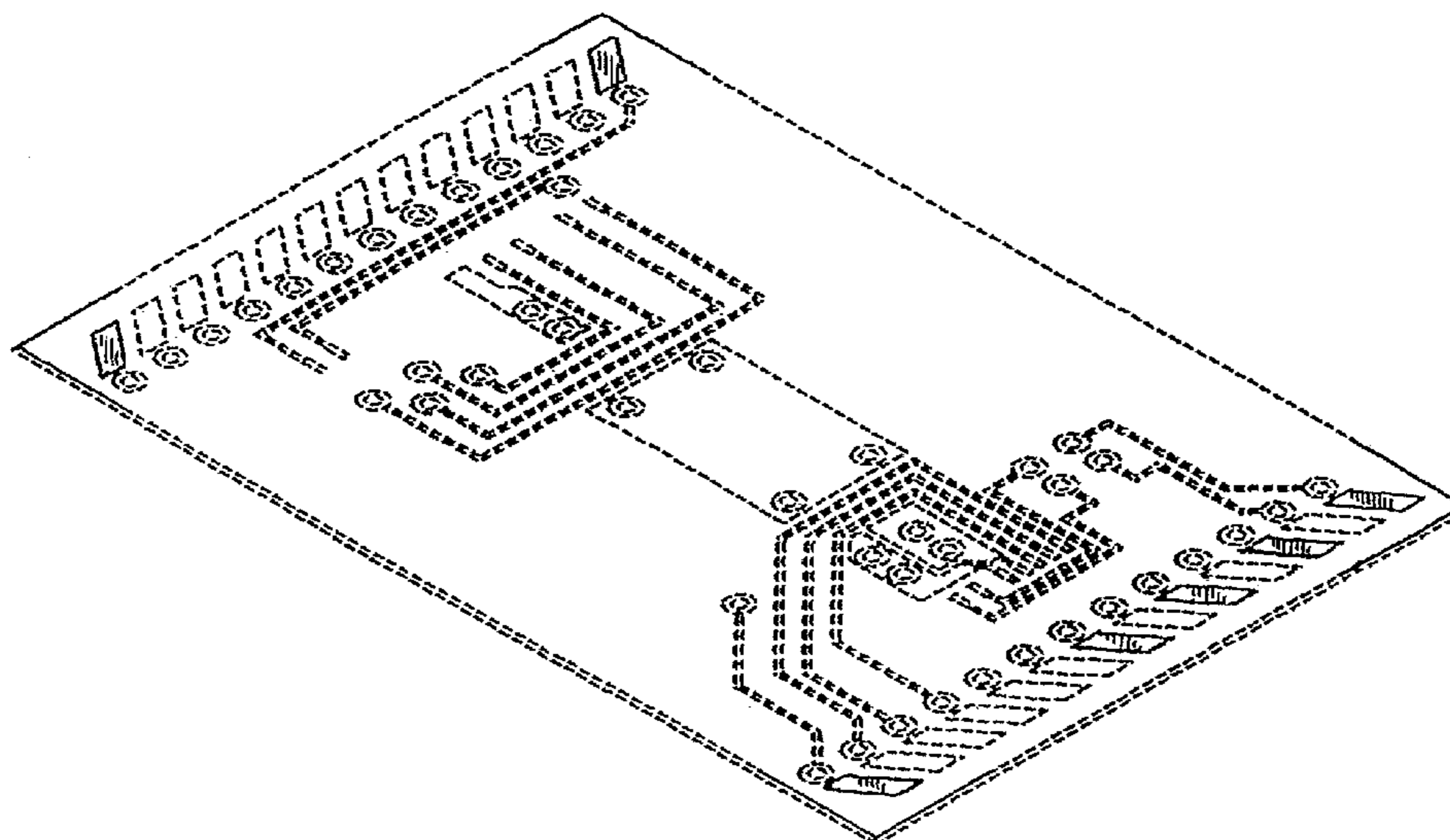
**DESCRIPTION**

FIG. 1 is a top perspective view of an electric circuit board of the present invention; and,

FIG. 2 is a top view thereof.

The ornamental design which is claimed is shown in solid lines in the drawings. Any broken lines in the drawings are for illustrative purposes only and form no part of the claimed design.

**1 Claim, 1 Drawing Sheet**



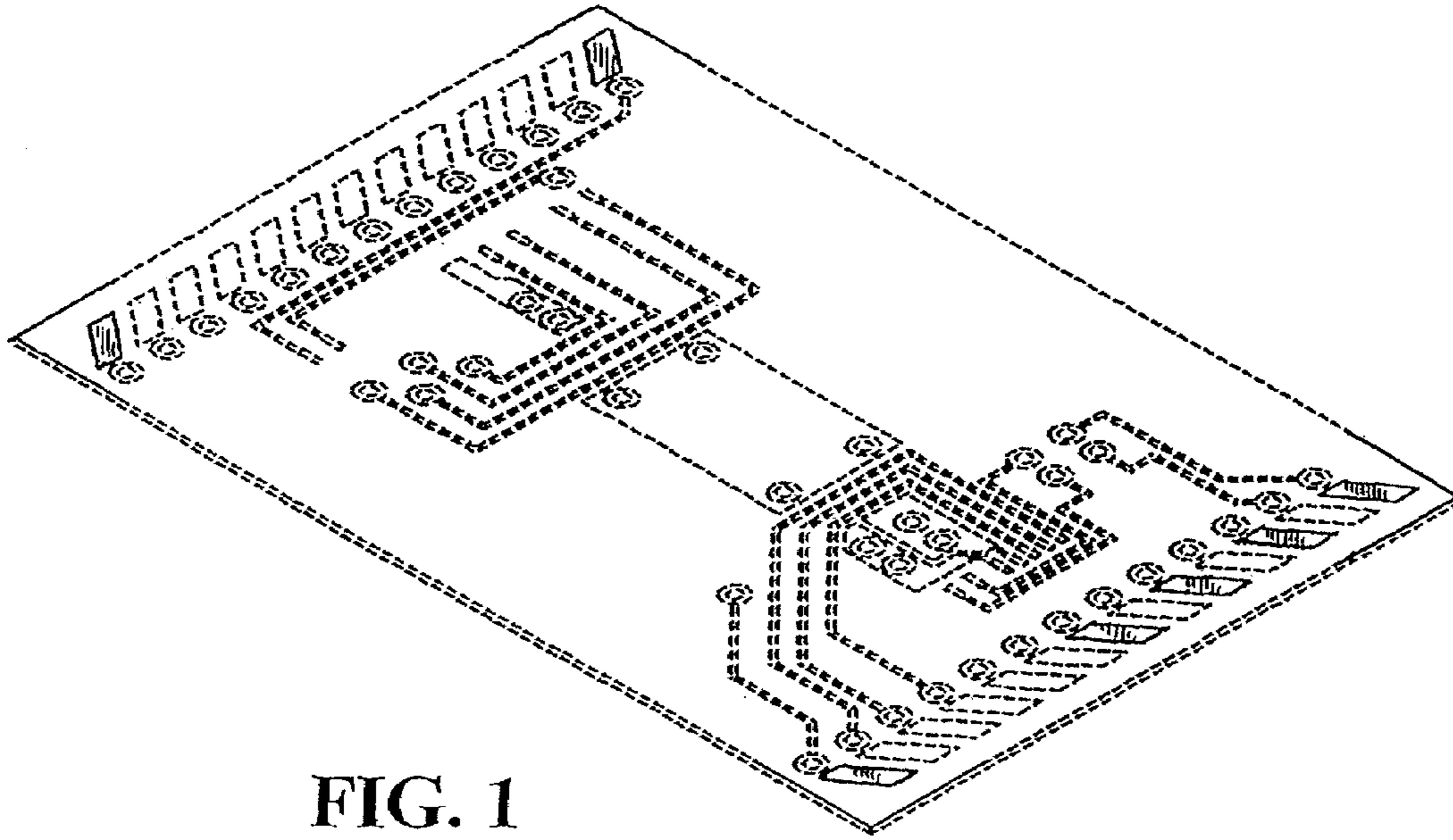


FIG. 1

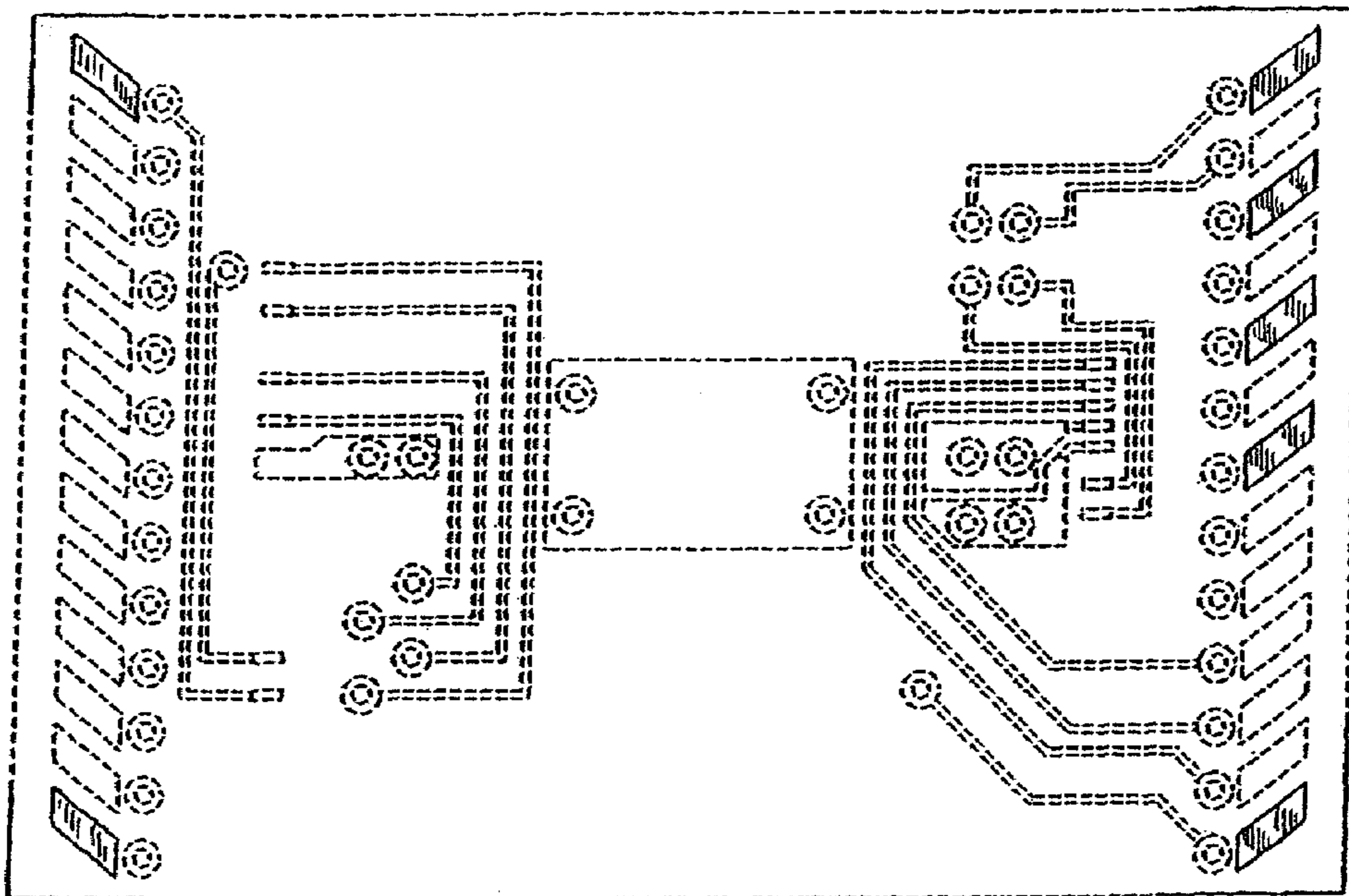


FIG. 2