



US00D601515S

(12) **United States Design Patent**  
**Meyer, IV et al.**

(10) **Patent No.:** **US D601,515 S**

(45) **Date of Patent:** **\*\* Oct. 6, 2009**

(54) **HEAT SINK**

(75) Inventors: **George Anthony Meyer, IV**, San Jose, CA (US); **Chien-Hung Sun**, Zhongli (TW); **Chieh-Ping Chen**, Zhongli (TW)

(73) Assignee: **Celsia Technologies Taiwan, Inc.**, Taoyuan (TW)

(\*\*) Term: **14 Years**

(21) Appl. No.: **29/329,548**

(22) Filed: **Dec. 17, 2008**

(51) **LOC (9) Cl.** ..... **13-03**

(52) **U.S. Cl.** ..... **D13/179**

(58) **Field of Classification Search** ..... D13/179;  
165/80.3, 104.33, 151, 122, 185; 257/706,  
257/707, 718-722; 361/687, 695, 697, 700,  
361/702, 704, 709, 710, 711, 719; D9/456  
See application file for complete search history.

(56) **References Cited**

**U.S. PATENT DOCUMENTS**

5,535,816	A *	7/1996	Ishida	.....	165/80.3
D407,013	S *	3/1999	Armondo	.....	D9/760
6,478,082	B1 *	11/2002	Li	.....	165/185
7,028,754	B2 *	4/2006	Boudreaux	.....	165/80.3
7,124,808	B2 *	10/2006	Liu	.....	165/80.3

7,147,041	B2 *	12/2006	Mitchell et al.	.....	165/80.3
7,298,620	B2 *	11/2007	Wu	.....	361/700
7,304,847	B2 *	12/2007	Hwang et al.	.....	361/700

\* cited by examiner

*Primary Examiner*—Selina Sikder

(74) *Attorney, Agent, or Firm*—Chun-Ming Shih

(57) **CLAIM**

The ornamental design for a heat sink, as shown and described.

**DESCRIPTION**

FIG. 1 is a perspective view of a heat sink showing my new design;

FIG. 2 is a front view thereof;

FIG. 3 is a rear view thereof;

FIG. 4 is a left side view thereof;

FIG. 5 is a right side view thereof;

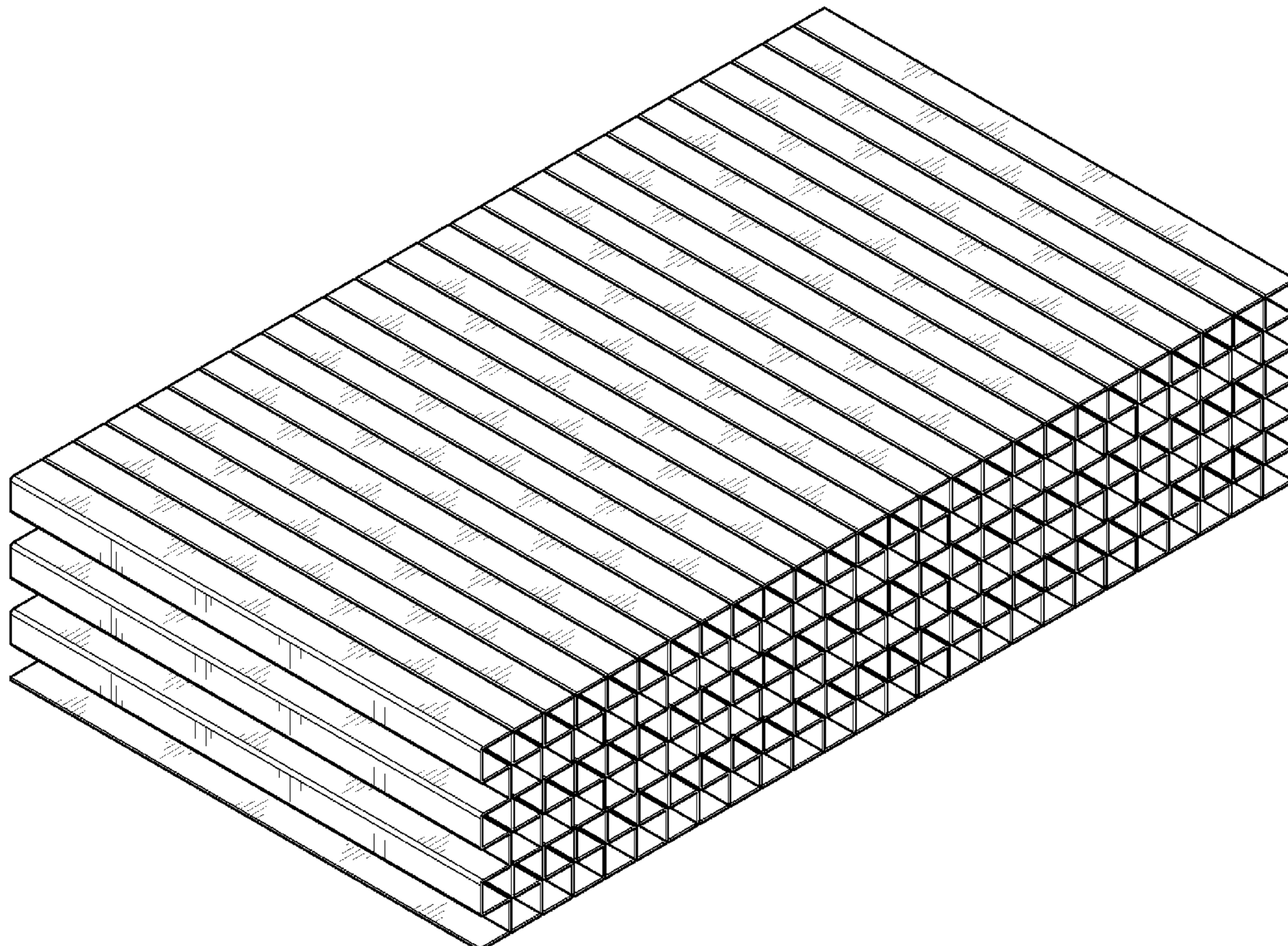
FIG. 6 is a top view thereof;

FIG. 7 is a bottom view thereof; and,

FIGS. 8 and 9 are perspective views showing the heat sink in use.

The broken line environmental showing is for illustrative purpose only and forms no part of the claimed design.

**1 Claim, 7 Drawing Sheets**



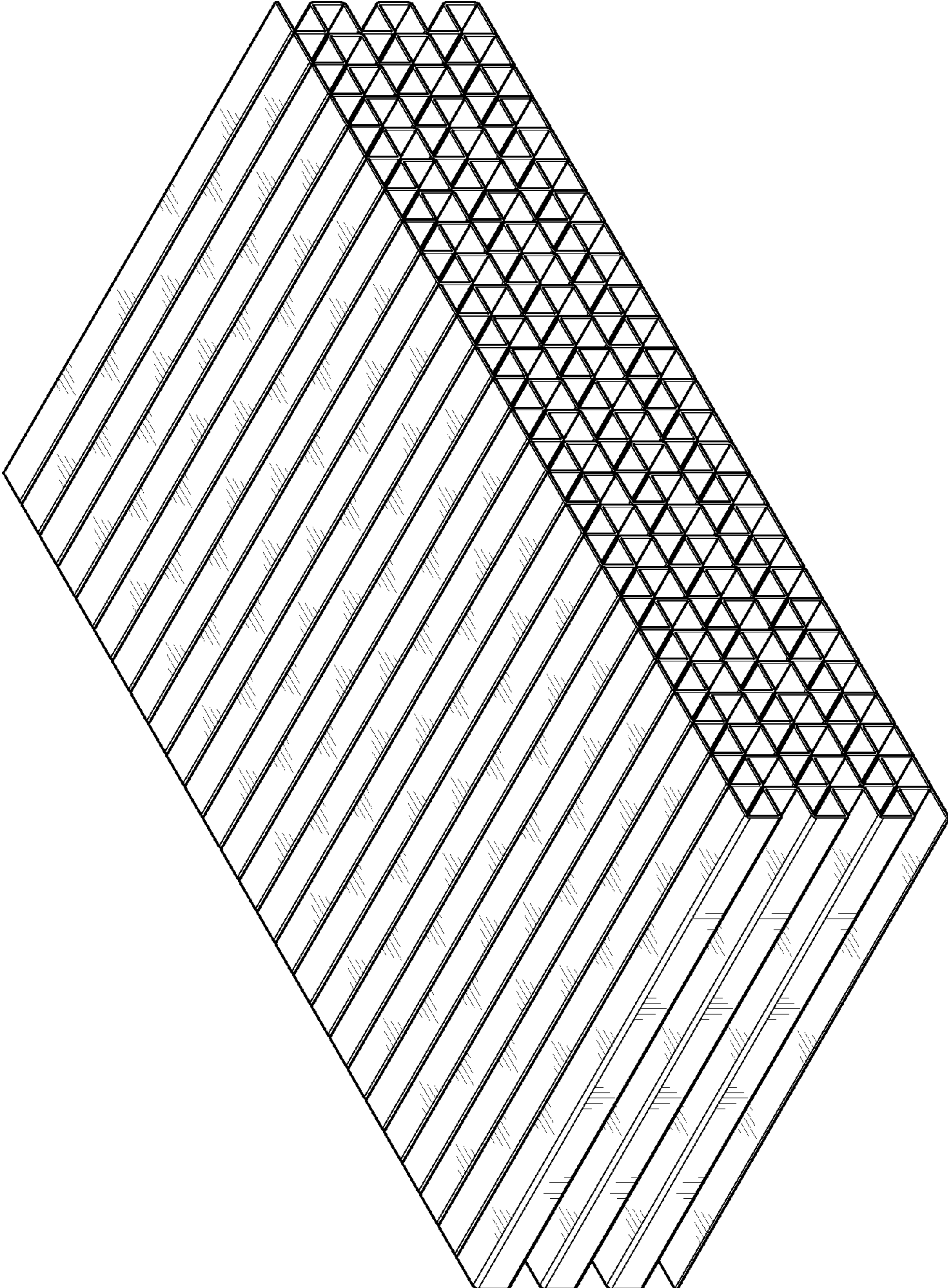


FIG.1




FIG. 2




FIG. 3




FIG. 4

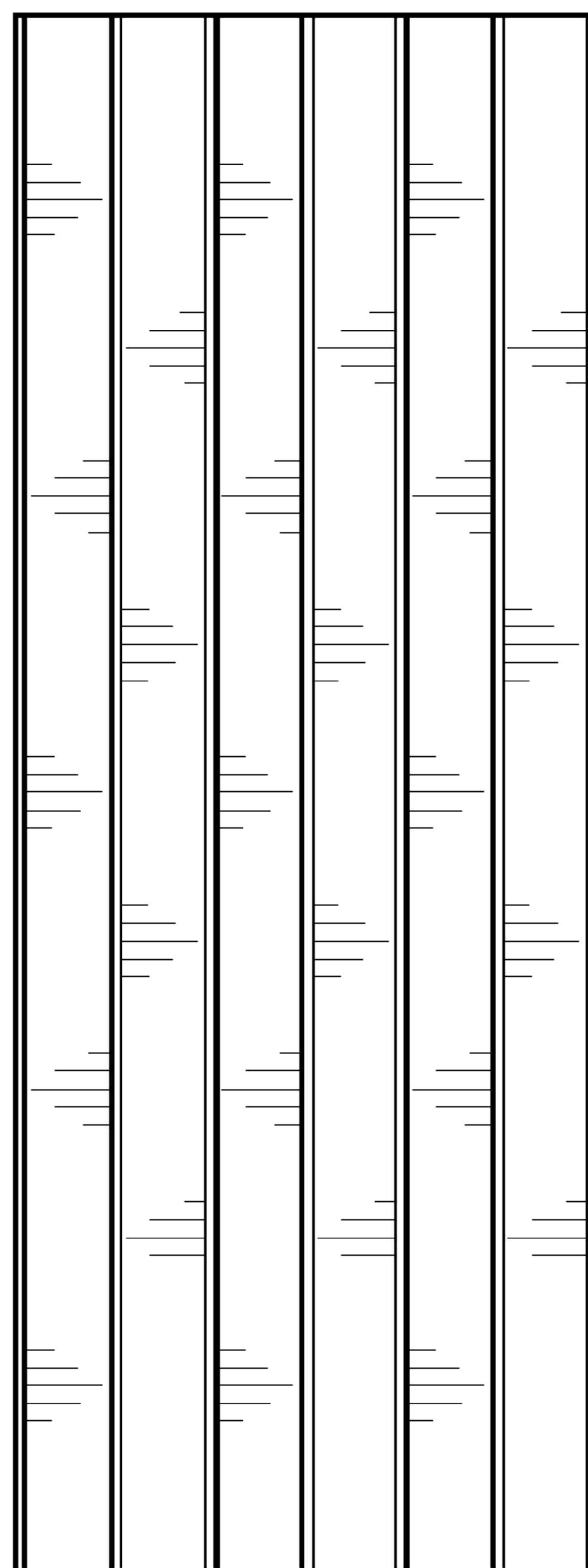


FIG. 5




FIG.6




FIG.7

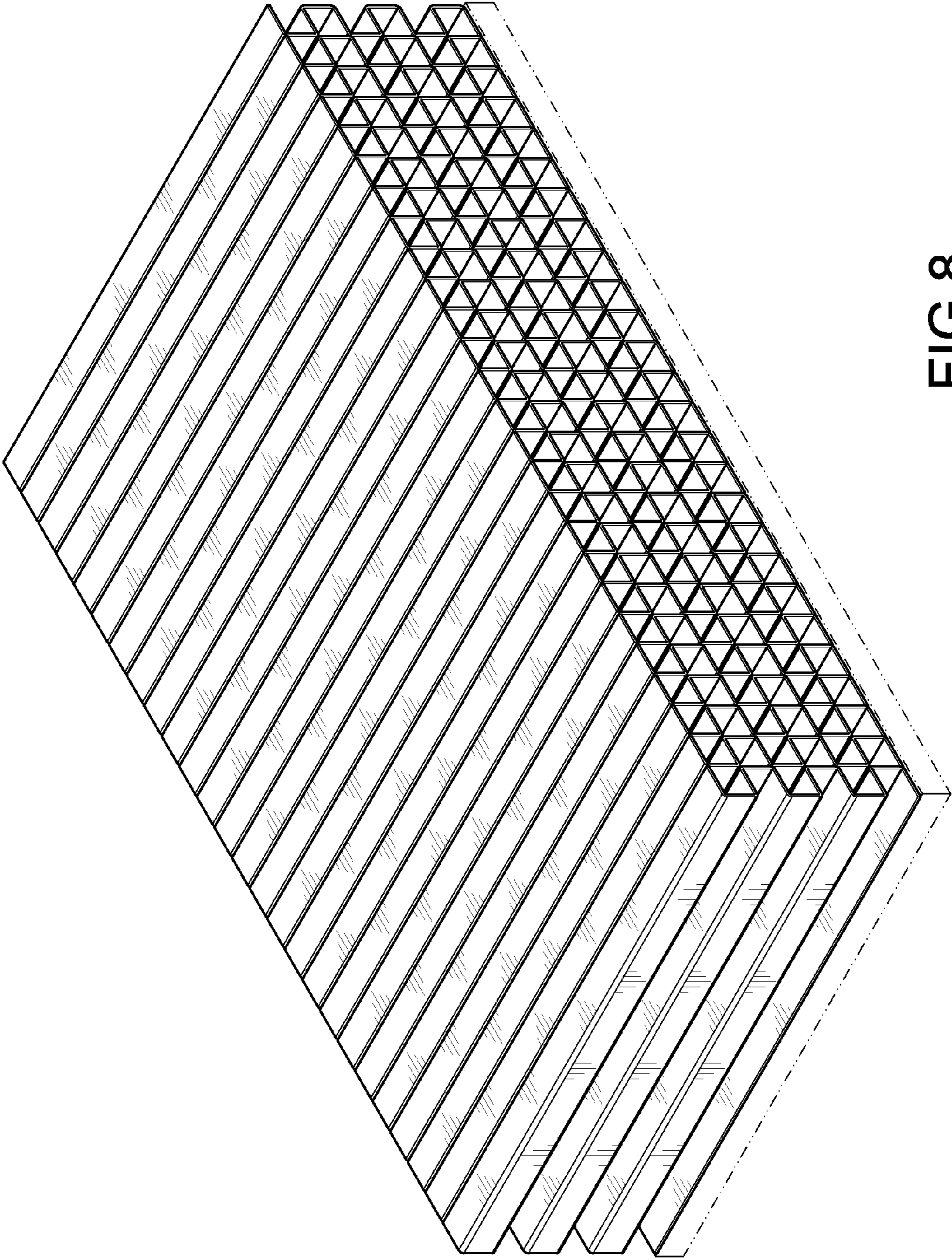


FIG.8

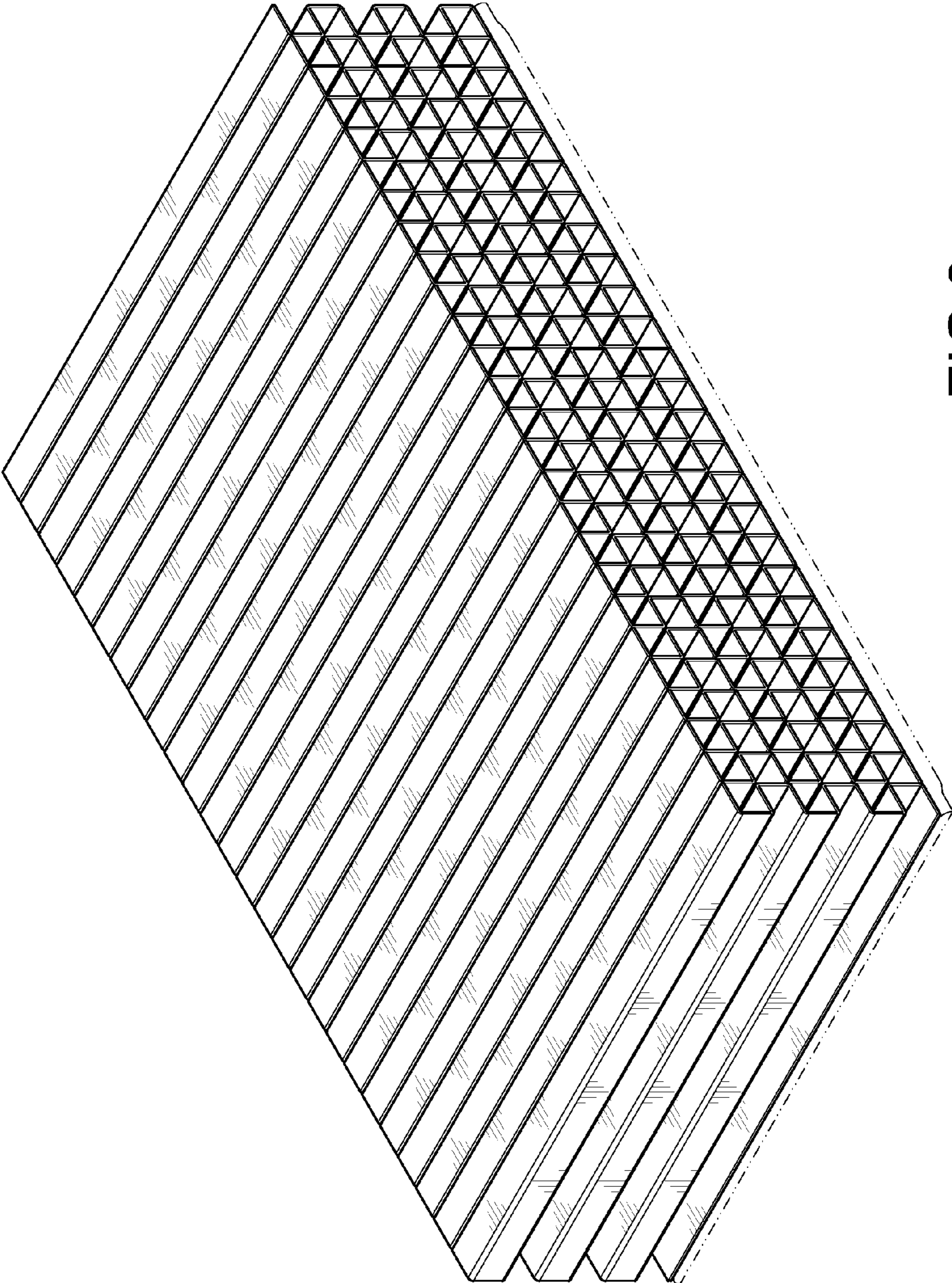


FIG.9