



US00D601491S

(12) **United States Design Patent**
Burttt

(10) **Patent No.:** **US D601,491 S**

(45) **Date of Patent:** **** Oct. 6, 2009**

(54) **THERMAL SOLAR CELL DESIGN**

(75) Inventor: **Eric R. Burttt**, Orinda, CA (US)

(73) Assignee: **PVT Solar, Inc.**, Berkeley, CA (US)

(**) Term: **14 Years**

(21) Appl. No.: **29/329,770**

(22) Filed: **Dec. 20, 2008**

(51) **LOC (9) Cl.** **13-02**

(52) **U.S. Cl.** **D13/102**

(58) **Field of Classification Search** D13/102,
D13/101, 103, 184, 199; D25/119, 122,
D25/124, 156; 52/173.3; 136/241–252;
320/101; 438/66, 72, 80

See application file for complete search history.

(56) **References Cited**

U.S. PATENT DOCUMENTS

D240,630	S	*	7/1976	Matsutani	D13/102
4,170,507	A	*	10/1979	Keeling et al.	156/245
4,231,807	A	*	11/1980	Keeling et al.	136/251
D260,679	S	*	9/1981	Mayerovitch	D13/102
5,092,939	A	*	3/1992	Nath et al.	136/251
D389,454	S	*	1/1998	Mori	D13/102
D391,921	S	*	3/1998	Zimmer et al.	D13/102
D397,990	S	*	9/1998	Fukuhara et al.	D13/102
D448,722	S	*	10/2001	Drummond	D13/102
6,307,145	B1	*	10/2001	Kataoka et al.	136/251
6,311,436	B1	*	11/2001	Mimura et al.	52/173.3
D543,501	S	*	5/2007	Yamashita et al.	D13/102

* cited by examiner

Primary Examiner—Prabhakar Deshmukh

Assistant Examiner—Derrick Holland

(74) *Attorney, Agent, or Firm*—Townsend and Townsend and Crew LLP

(57) **CLAIM**

The ornamental design for thermal solar cell design, as shown and described.

DESCRIPTION

FIG. 1 is a perspective view of a thermal solar cell design showing my new design;

FIG. 2 is a top plan view thereof;

FIG. 3 is a bottom plan view thereof;

FIG. 4 is a front view thereof;

FIG. 5 is a back view thereof;

FIG. 6 is a first side view thereof;

FIG. 7 is a second side view thereof;

FIG. 8 is a perspective view of a second embodiment of a thermal solar cell design;

FIG. 9 is a top plan view thereof;

FIG. 10 is a bottom plan view thereof;

FIG. 11 is a front view thereof;

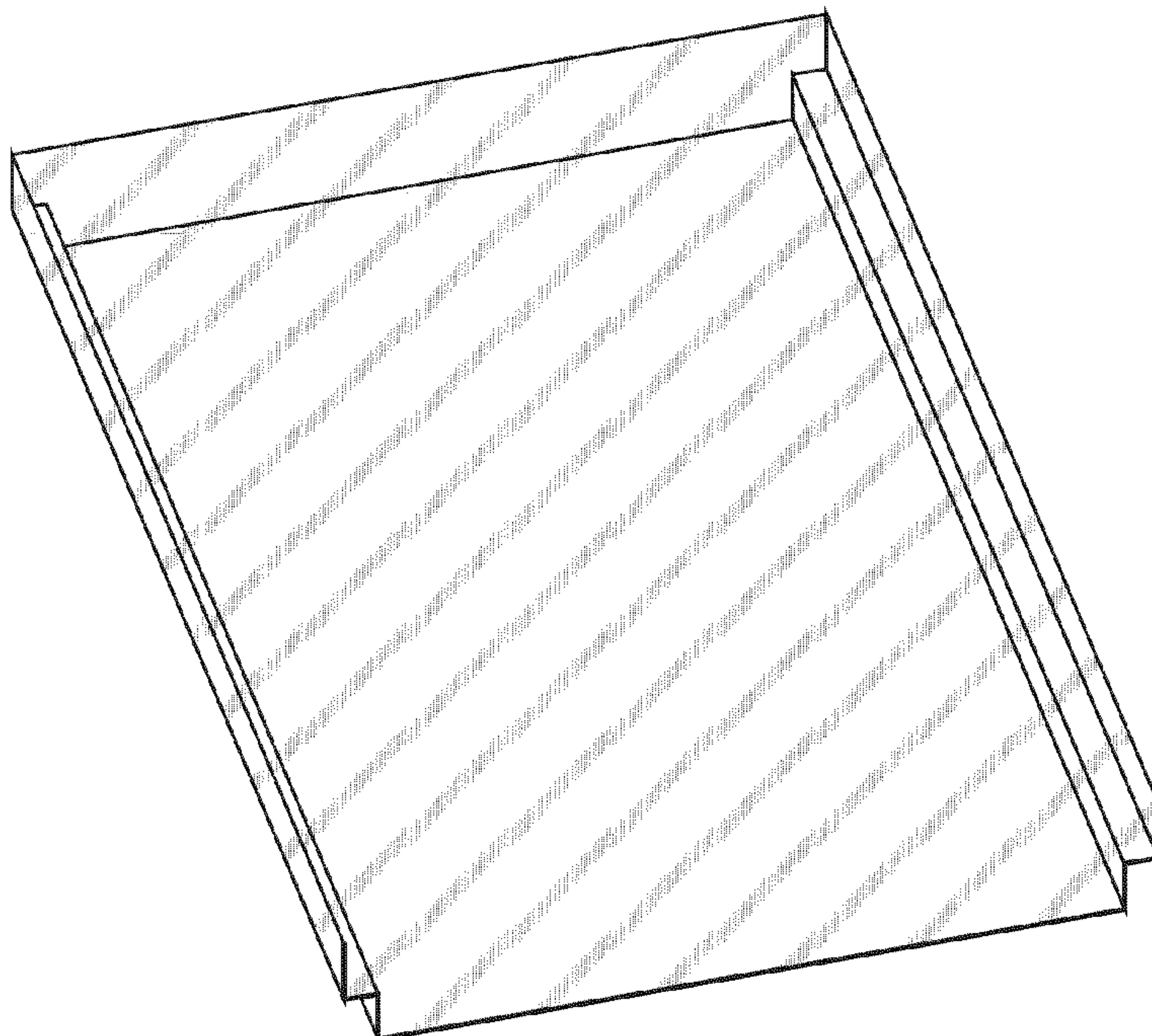
FIG. 12 is a back view thereof;

FIG. 13 is a first side view thereof; and,

FIG. 14 is a second side view thereof.

The broken lines shown represent unclaimed subject matter and form no part of the claimed design.

1 Claim, 6 Drawing Sheets



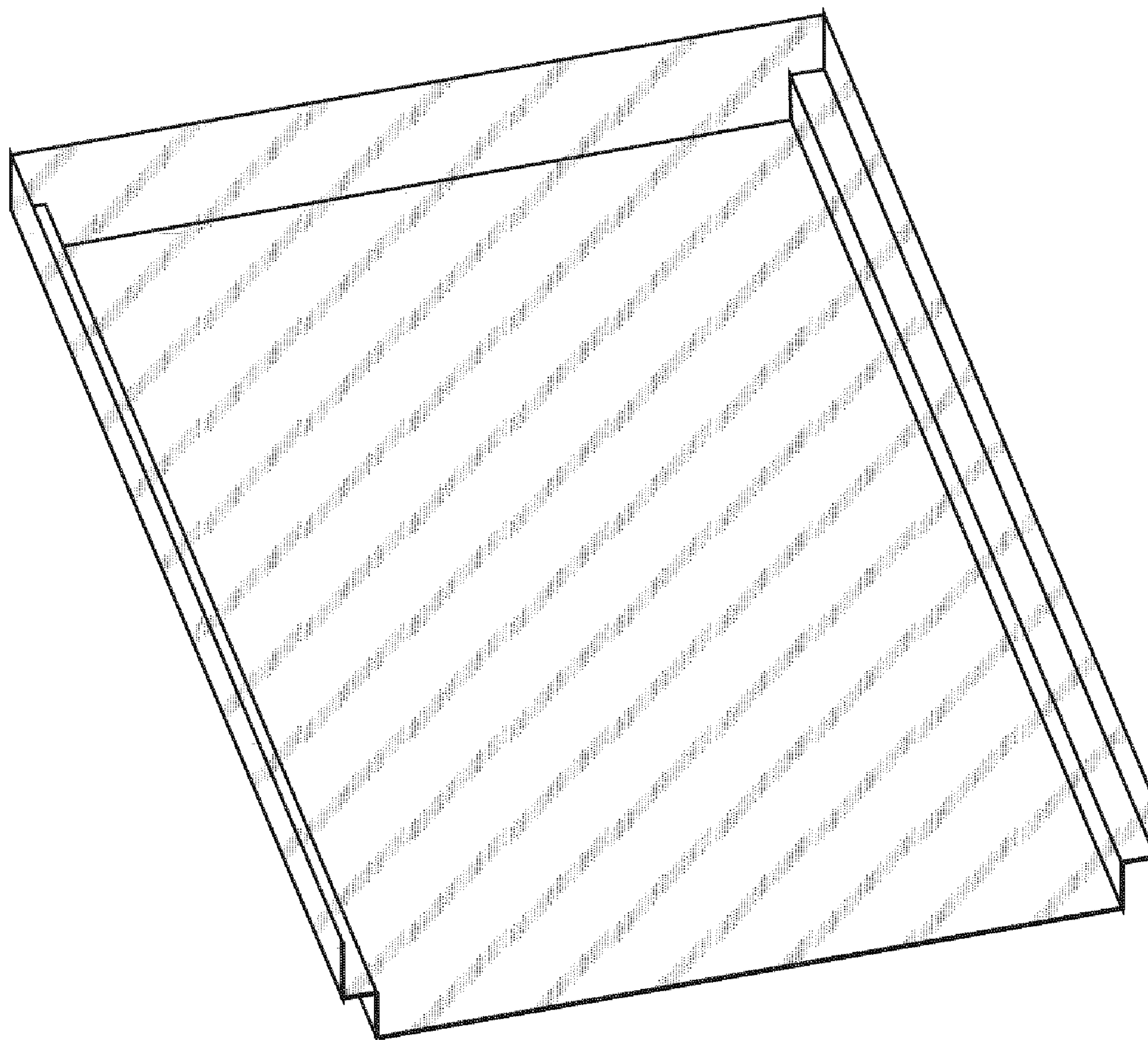


FIG. 1




FIG. 2




FIG. 3




FIG. 4




FIG. 5




FIG. 6




FIG. 7

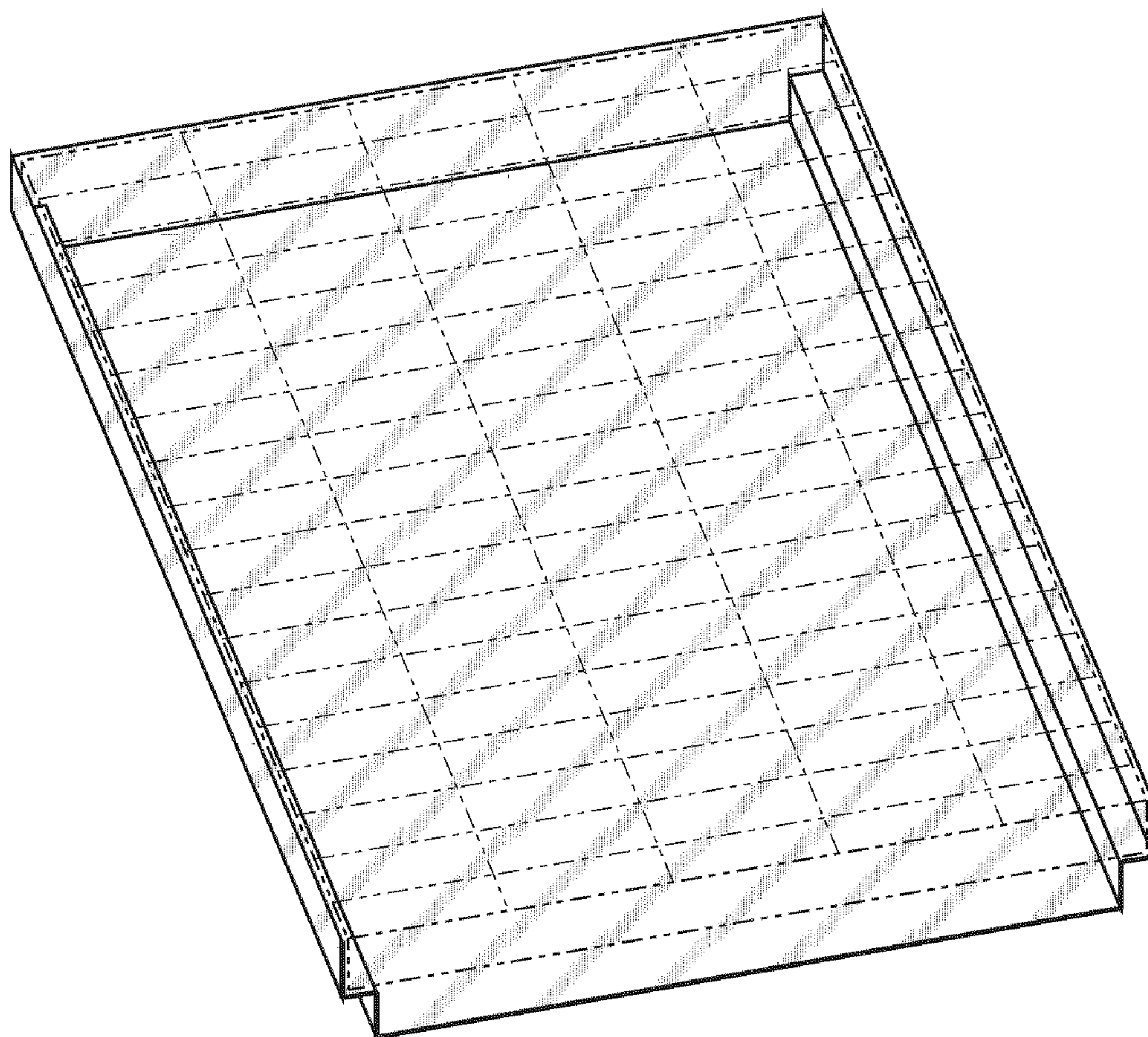


FIG. 8




FIG. 9




FIG. 10

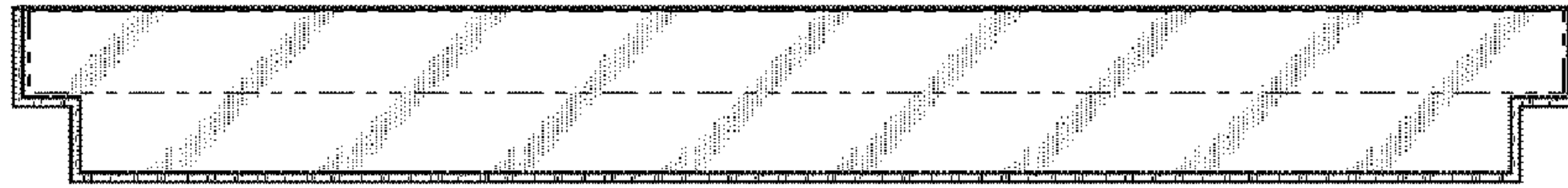


FIG. 11



FIG. 12




FIG. 13




FIG. 14