



US00D601476S

(12) **United States Design Patent**
Tomatsu et al.

(10) **Patent No.:** **US D601,476 S**
(45) **Date of Patent:** **** Oct. 6, 2009**

(54) **REAR TRIM PIECE FOR AN AUTOMOBILE**

(75) Inventors: **Nobuyuki Tomatsu**, Toyota (JP); **Naoya Suzuki**, Kariya (JP); **Hisataka Tokizane**, Kariya (JP)

(73) Assignee: **Toyota Jidosha Kabushiki Kaisha**, Toyota-shi (JP)

(**) Term: **14 Years**

(21) Appl. No.: **29/274,358**

(22) Filed: **Apr. 20, 2007**

(51) **LOC (9) Cl.** **12-16**

(52) **U.S. Cl.** **D12/190**

(58) **Field of Classification Search** D12/190,
D12/181, 400, 90, 91, 92, 114, 199, 196,
D12/197, 86, 171, 172, 173, 169, 163; D11/211,
D11/81, 157, 133, 172; 293/102, 115, 1.07-1.08;
D20/11, 23, 24, 25; 40/760, 591-594; 428/98-99,
428/31

See application file for complete search history.

(56) **References Cited**

U.S. PATENT DOCUMENTS

D259,556 S * 6/1981 Norris D12/169
D272,429 S * 1/1984 Trombley et al. D12/190
D291,680 S * 9/1987 Everts D12/190
D295,164 S * 4/1988 Oki D12/169
D300,918 S * 5/1989 Turner D12/190
D308,506 S * 6/1990 Nozel et al. D12/190

D318,835 S * 8/1991 Partin D12/169
D319,995 S * 9/1991 Stapleton et al. D12/181
D349,085 S * 7/1994 Borgmann et al. D12/181
D350,516 S * 9/1994 Hanson D12/169
D585,799 S * 2/2009 Kim D12/181

OTHER PUBLICATIONS

Toyota Wish Brochure (Apr. 2003), Toyota Jidosha Kabushiki Kaisha.

Toyota ISiS; All About ISiS; Sanei-Shobo Publishing Co., Ltd.; Nov. 14, 2004.

* cited by examiner

Primary Examiner—Caron Veynar

Assistant Examiner—Katrina A Kile

(74) *Attorney, Agent, or Firm*—Finnegan, Henderson, Farabow, Garrett & Dunner, LLP

(57) **CLAIM**

The ornamental design for a rear trim piece for an automobile, as shown and described.

DESCRIPTION

FIG. 1 is a right-front, perspective view of a rear trim piece for an automobile of our new design;

FIG. 2 is a front view thereof;

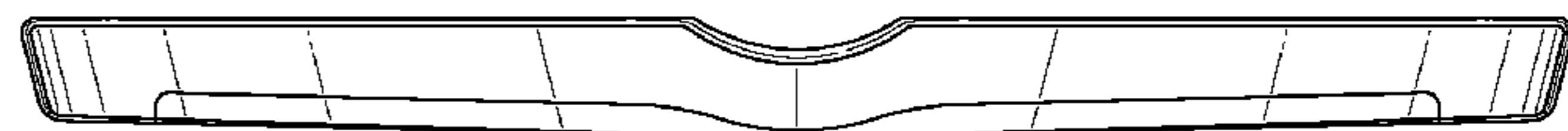
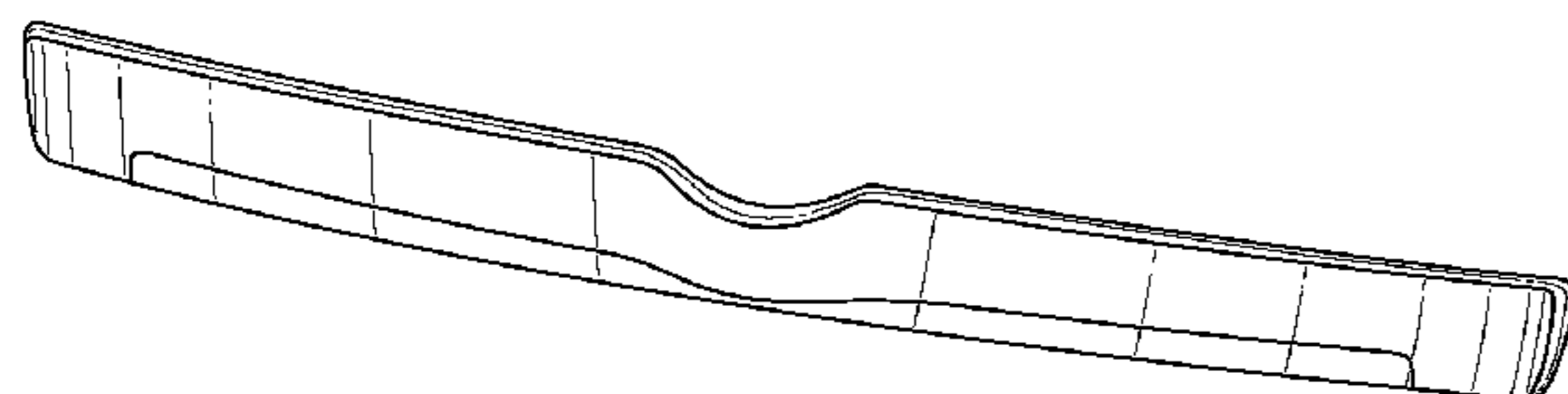
FIG. 3 is a top view thereof;

FIG. 4 is a bottom view thereof;

FIG. 5 is a left-side view thereof; and,

FIG. 6 is a right-side view thereof.

1 Claim, 2 Drawing Sheets



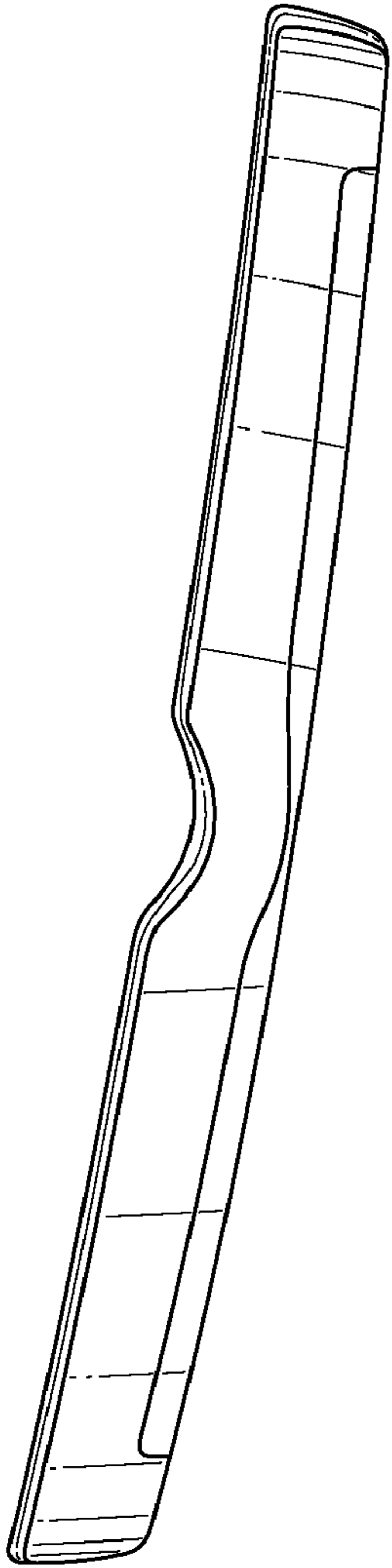


FIG. 1

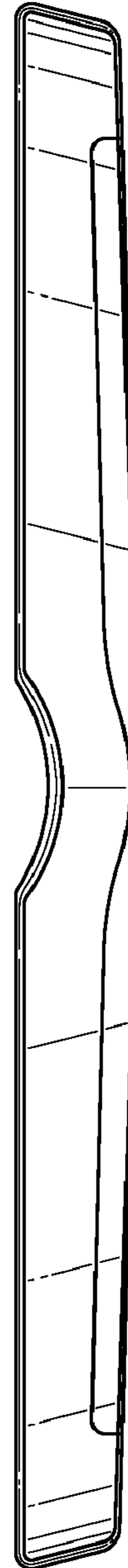


FIG. 2

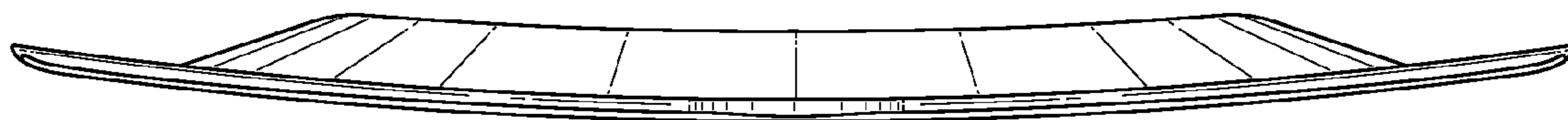


FIG. 3

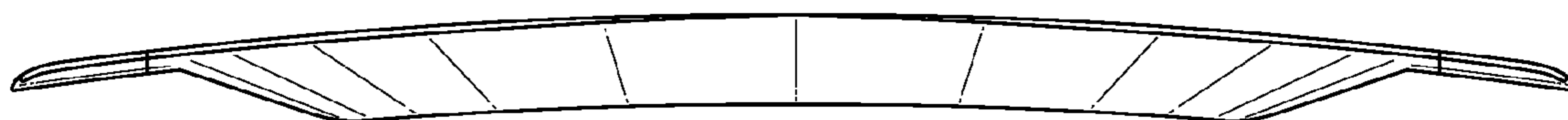


FIG. 4



FIG. 5



FIG. 6