



US00D601463S

(12) **United States Design Patent**
Paluszkiewicz

(10) **Patent No.:** **US D601,463 S**
(45) **Date of Patent:** **** Oct. 6, 2009**

(54) **MOTORCYCLE WIND DEFLECTOR
ACCESSORY SUPPORT**

(76) Inventor: **Carl Paluszkiewicz**, 4228 Lastrada
Heights, Mississauga (CA) L5C 3W3

(**) Term: **14 Years**

(21) Appl. No.: **29/300,705**

(22) Filed: **Apr. 29, 2008**

(30) **Foreign Application Priority Data**

Oct. 29, 2007 (CA) 122923

(51) **LOC (9) Cl.** **12-11**

(52) **U.S. Cl.** **D12/114**

(58) **Field of Classification Search** D12/110,
D12/114, 181-186, 400, 126, 190, 223; 296/78.1,
296/180.1, 84.1, 95.1, 96.11, 180.2, 96.21;
180/219; 280/770, 288.4; 428/31

See application file for complete search history.

(56) **References Cited**

U.S. PATENT DOCUMENTS

4,331,358 A * 5/1982 Johnson et al. 296/78.1

(Continued)

FOREIGN PATENT DOCUMENTS

CA 2035356 11/2001

(Continued)

OTHER PUBLICATIONS

Harley-Davidson 2006 Genuine Motor Accessories and Genuine
Motor Parts Catalogue (pp. 378 to 383).

(Continued)

Primary Examiner—Robin V Webster

Assistant Examiner—Linda Brooks

(74) *Attorney, Agent, or Firm*—Kozlowski & Company;
Douglas Eggins

(57) **CLAIM**

The ornamental design for a motorcycle wind deflector acces-
sory support, as shown and described.

DESCRIPTION

FIG. 1 is a front perspective view of a first embodiment of a
motorcycle wind deflector accessory support;

FIG. 2 is a front elevational view of the motorcycle wind
deflector accessory support of FIG. 1;

FIG. 3 is a rear elevational view of the motorcycle wind
deflector accessory support of FIG. 1;

FIG. 4 is a left side elevational view of the motorcycle wind
deflector accessory support of FIG. 1;

FIG. 5 is a right side elevational view of the motorcycle wind
deflector accessory support of FIG. 1;

FIG. 6 is a top plan view of the motorcycle wind deflector
accessory support of FIG. 1;

FIG. 7 is a bottom plan view of the motorcycle wind deflector
accessory support of FIG. 1;

FIG. 8 is a rear perspective view of the motorcycle wind
deflector accessory support of FIG. 1 showing environment
that forms no part of the claimed design in dot-dash lines;

FIG. 9 is a front perspective view of a second embodiment of
a motorcycle wind deflector accessory support;

FIG. 10 is a front elevational view of the motorcycle wind
deflector accessory support of FIG. 9;

FIG. 11 is a rear elevational view of the motorcycle wind
deflector accessory support of FIG. 9;

FIG. 12 is a left side elevational view of the motorcycle wind
deflector accessory support of FIG. 9;

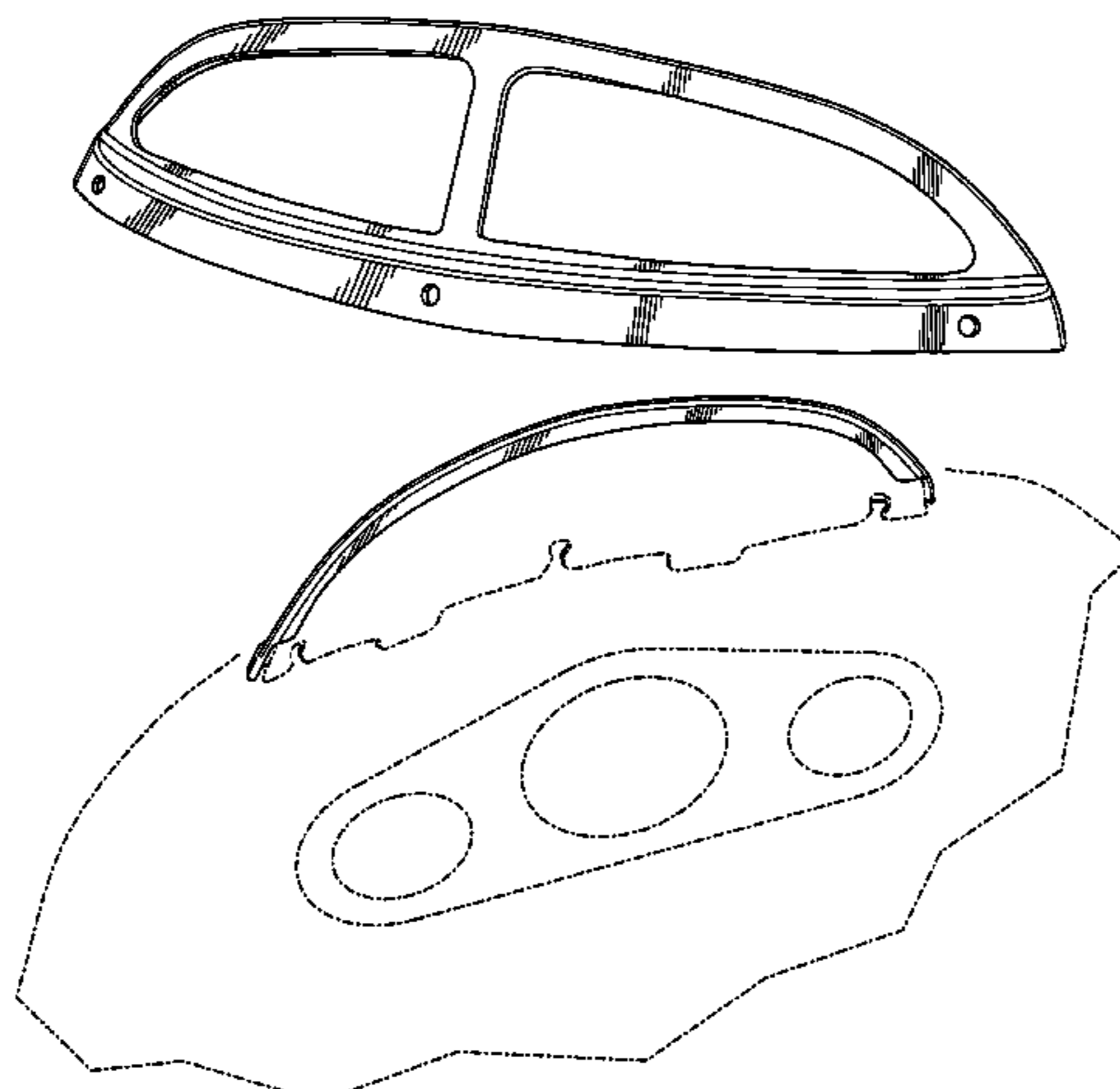
FIG. 13 is a right side elevational view of the motorcycle wind
deflector accessory support of FIG. 9;

FIG. 14 is a top plan view of the motorcycle wind deflector
accessory support of FIG. 9;

FIG. 15 is a bottom plan view of the motorcycle wind deflec-
tor accessory support of FIG. 9; and,

FIG. 16 is a rear perspective view of the motorcycle wind
deflector accessory support of FIG. 9 showing environment
that forms no part of the claimed design in dot-dash lines.

1 Claim, 8 Drawing Sheets



US D601,463 S

Page 2

U.S. PATENT DOCUMENTS

4,696,509 A * 9/1987 Yagasaki et al. 296/96.21
4,813,595 A * 3/1989 Johns et al. 232/17
5,404,663 A * 4/1995 Schober 40/768
5,497,588 A * 3/1996 Martin et al. 52/208
5,732,965 A * 3/1998 Willey 280/288.4
5,746,451 A 5/1998 Weyer
6,472,626 B2 10/2002 Hayes
D478,850 S 8/2003 McGaha
D490,346 S * 5/2004 Young D12/126
6,905,160 B2 * 6/2005 Yoshida et al. 296/78.1
6,974,175 B2 * 12/2005 Willey 296/78.1
7,007,998 B2 * 3/2006 Toyofuku 296/78.1
D518,428 S * 4/2006 Marchese et al. D12/190
7,032,915 B2 * 4/2006 Bedard et al. 280/288.4
7,032,948 B2 4/2006 Khan
7,033,973 B2 * 4/2006 Fenzi 503/227
7,090,280 B2 * 8/2006 Willey 296/78.1
7,134,705 B2 11/2006 Larson
D580,302 S * 11/2008 Jordan, III D12/114
D585,346 S * 1/2009 Blank D12/182
2003/0052031 A1 * 3/2003 Poore 206/448

2003/0218109 A1 * 11/2003 Farnham 248/205.1
2005/0121136 A1 6/2005 Valmassoi
2005/0140162 A1 * 6/2005 Yamasaki 296/78.1
2005/0241777 A1 11/2005 Boehm
2006/0059643 A1 * 3/2006 Jimenez 15/184
2006/0059843 A1 * 3/2006 Leontaridis 52/656.1

FOREIGN PATENT DOCUMENTS

CA 2433515 7/2002
CA 2400510 2/2004
CA 2134170 6/2005
EP 20030386013 9/2004
WO WO2006/041666 4/2006

OTHER PUBLICATIONS

Harley Davidson 2007 Genuine Motor Accessories and Genuine Motor Parts Catalogue (pp. 396 to 403).
J & P Cycles website - at least as early as Aug. 29, 2007, 33 pages total.
Harley Davidson Service Manual, (pp. 545, 547, 549, 658, 659, 696, and 697) Manual.

* cited by examiner

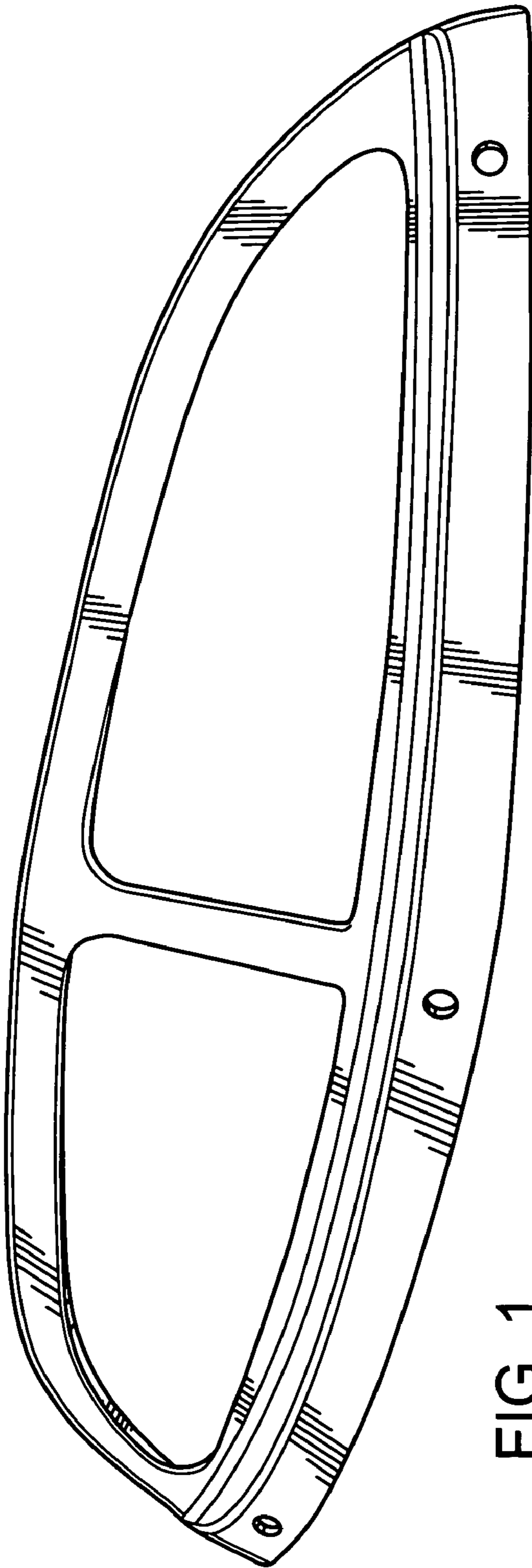


FIG. 1

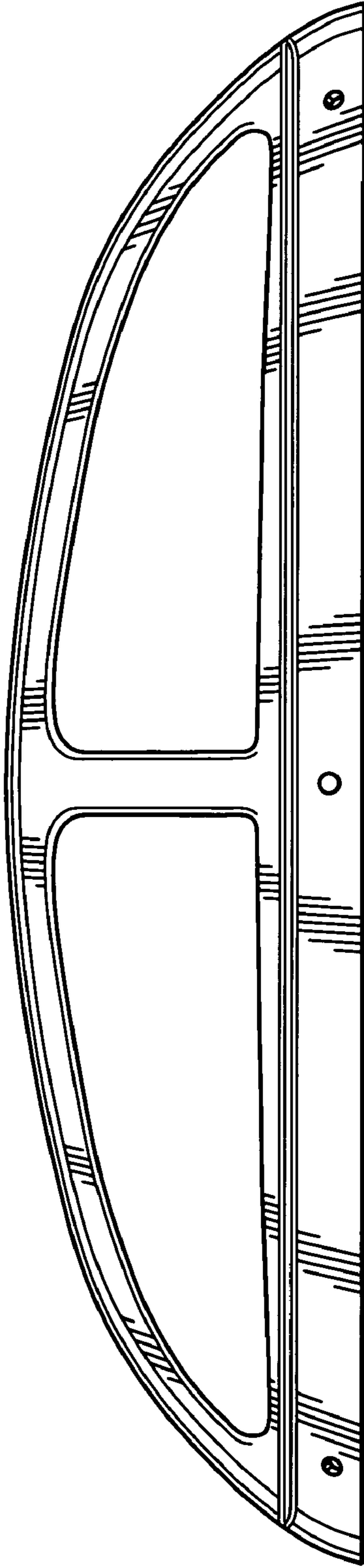


FIG. 2

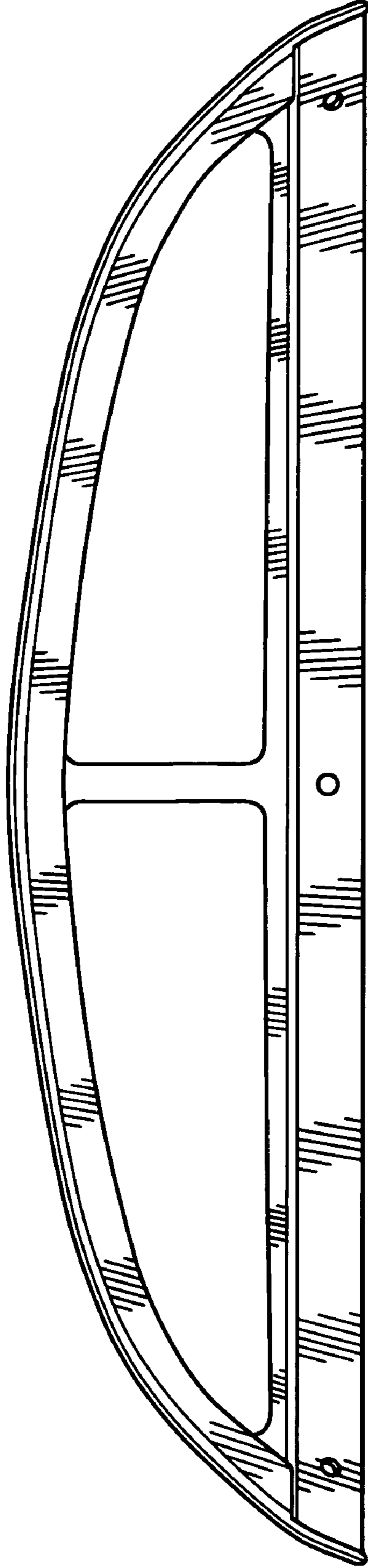


FIG. 3

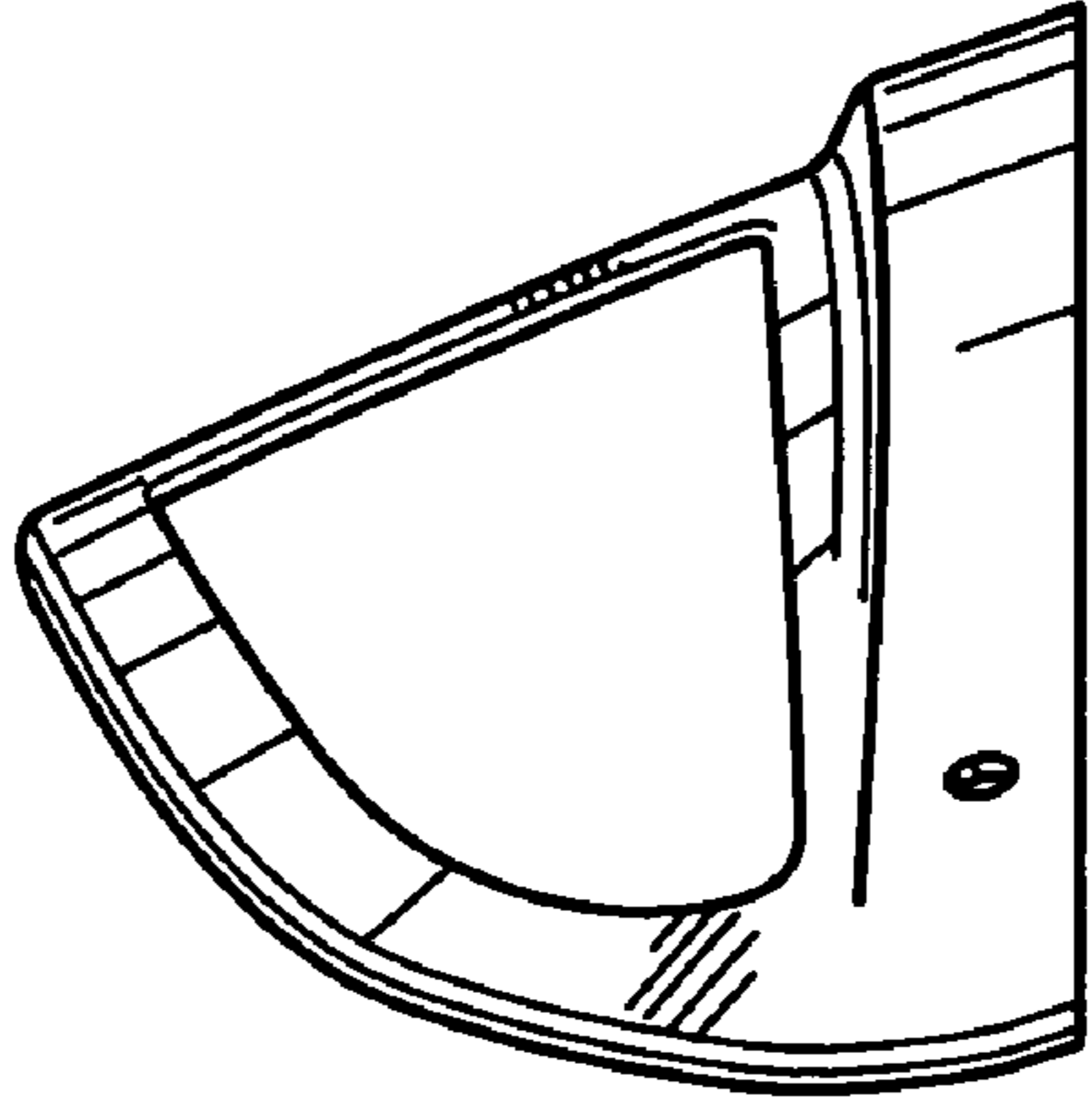


FIG. 5

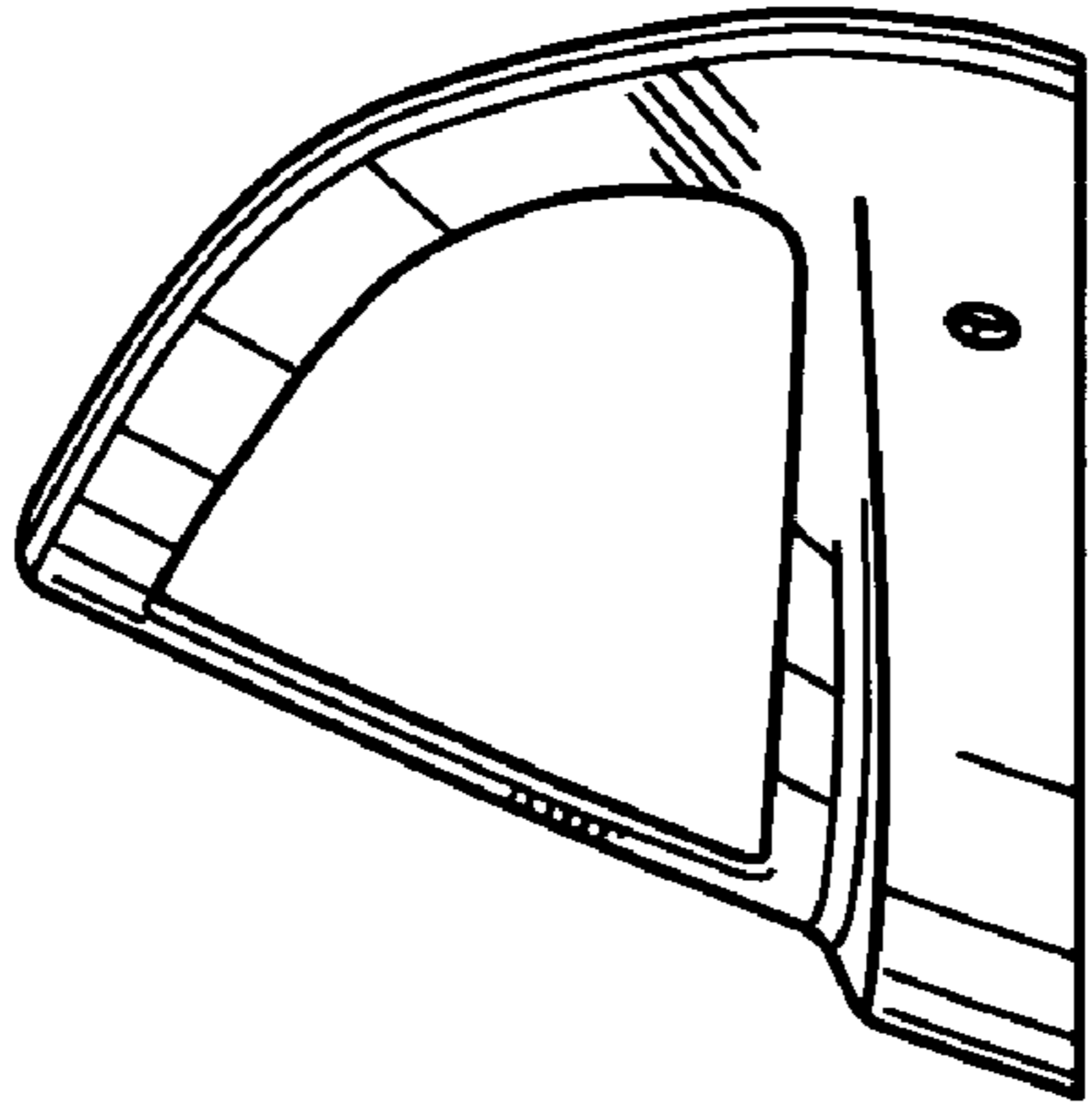


FIG. 4

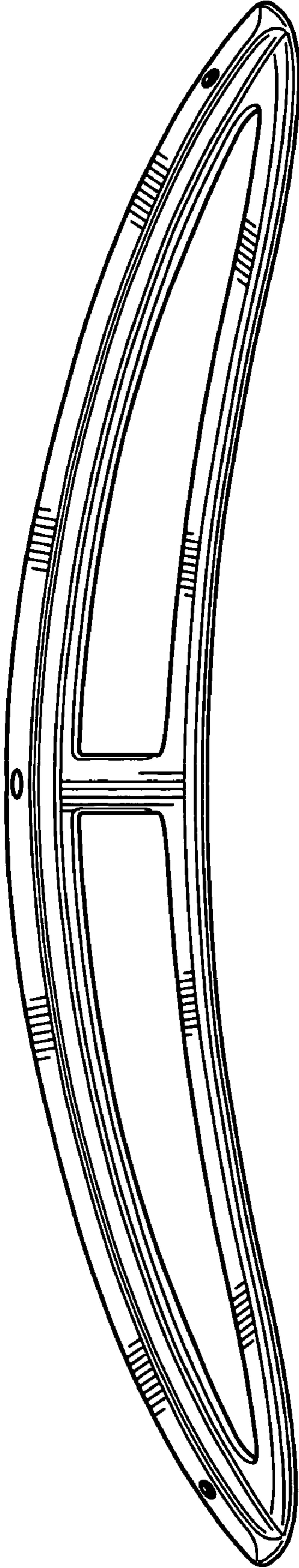


FIG. 6

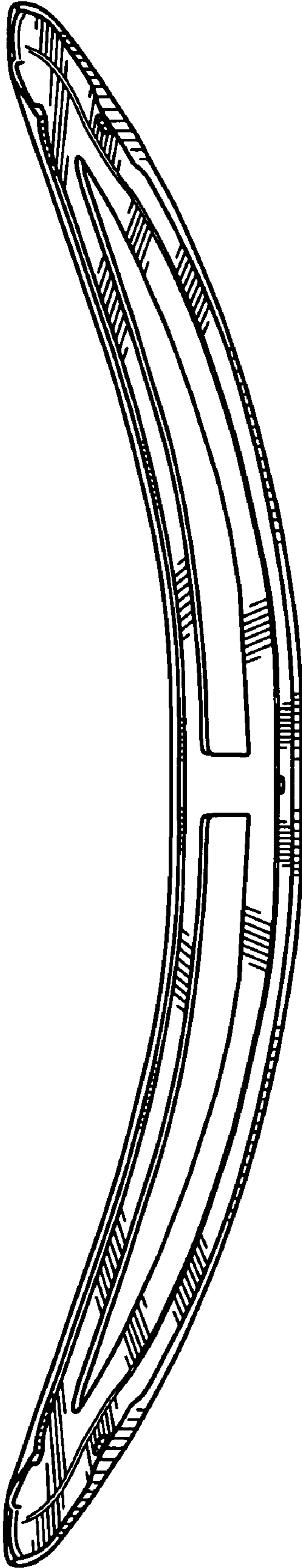


FIG. 7

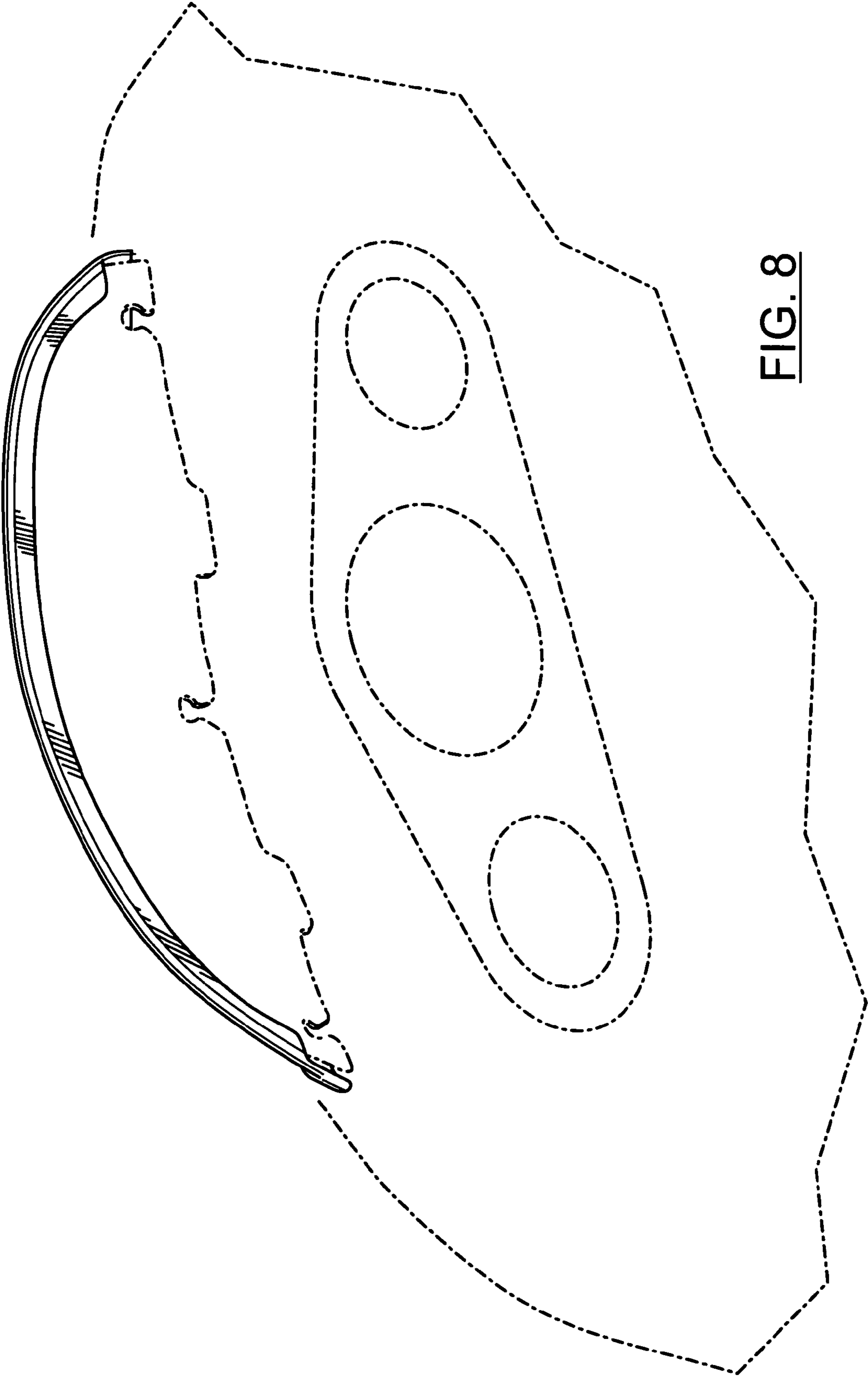


FIG. 8

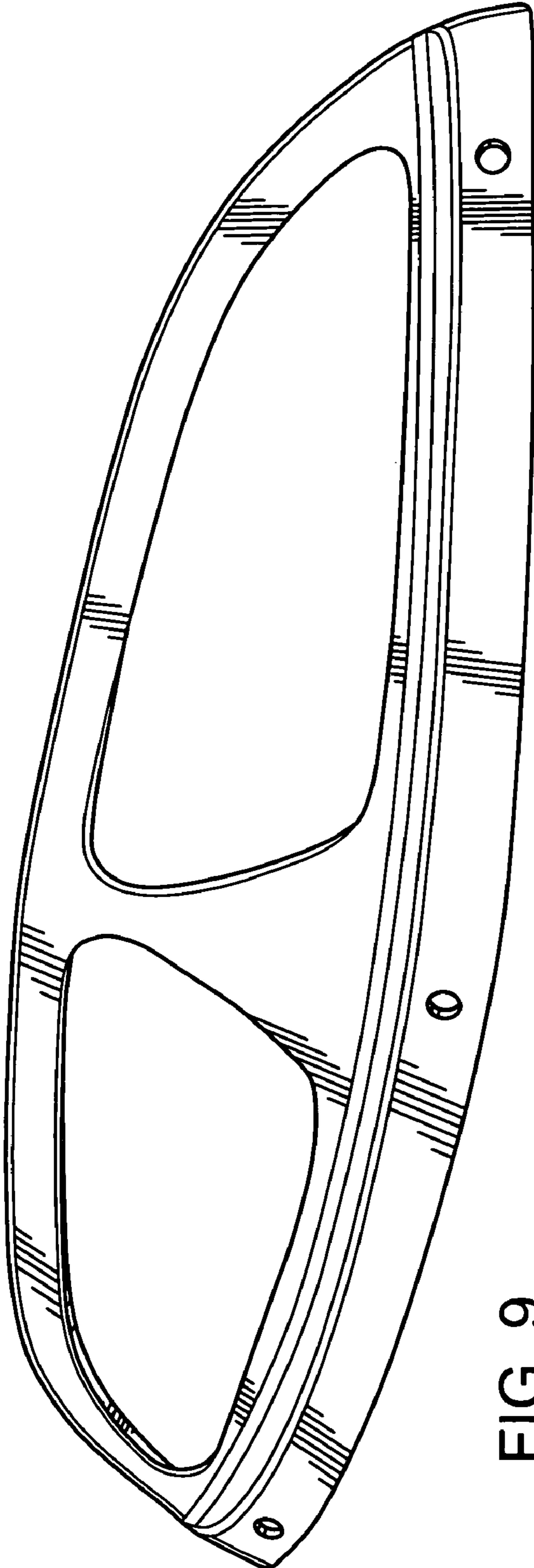


FIG. 9

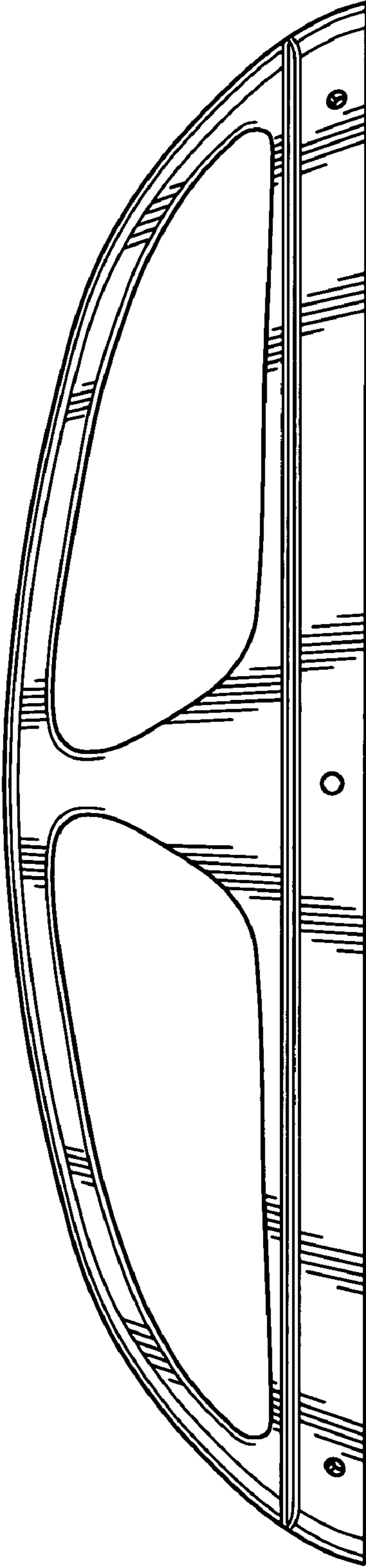


FIG. 10

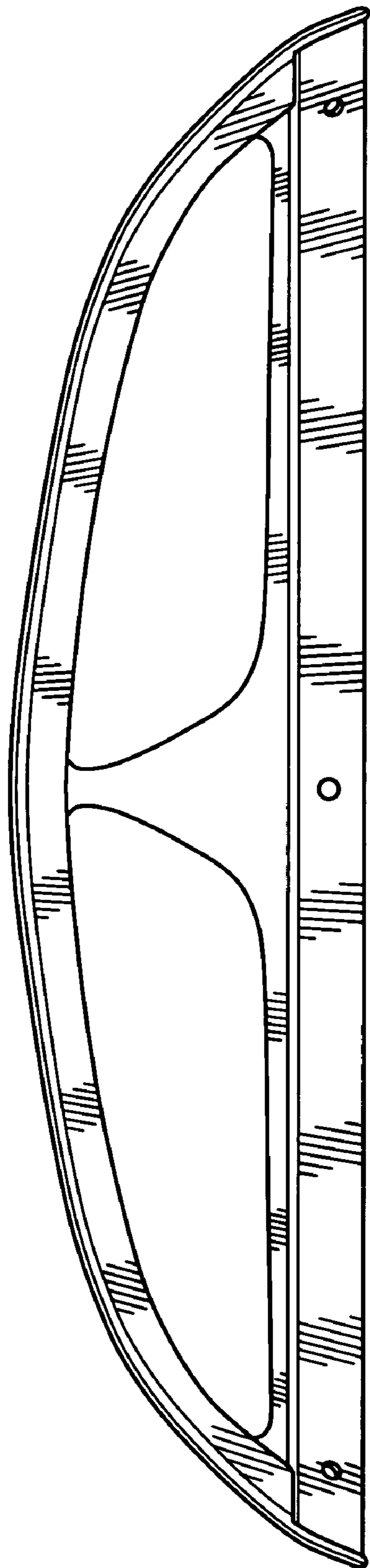


FIG. 11

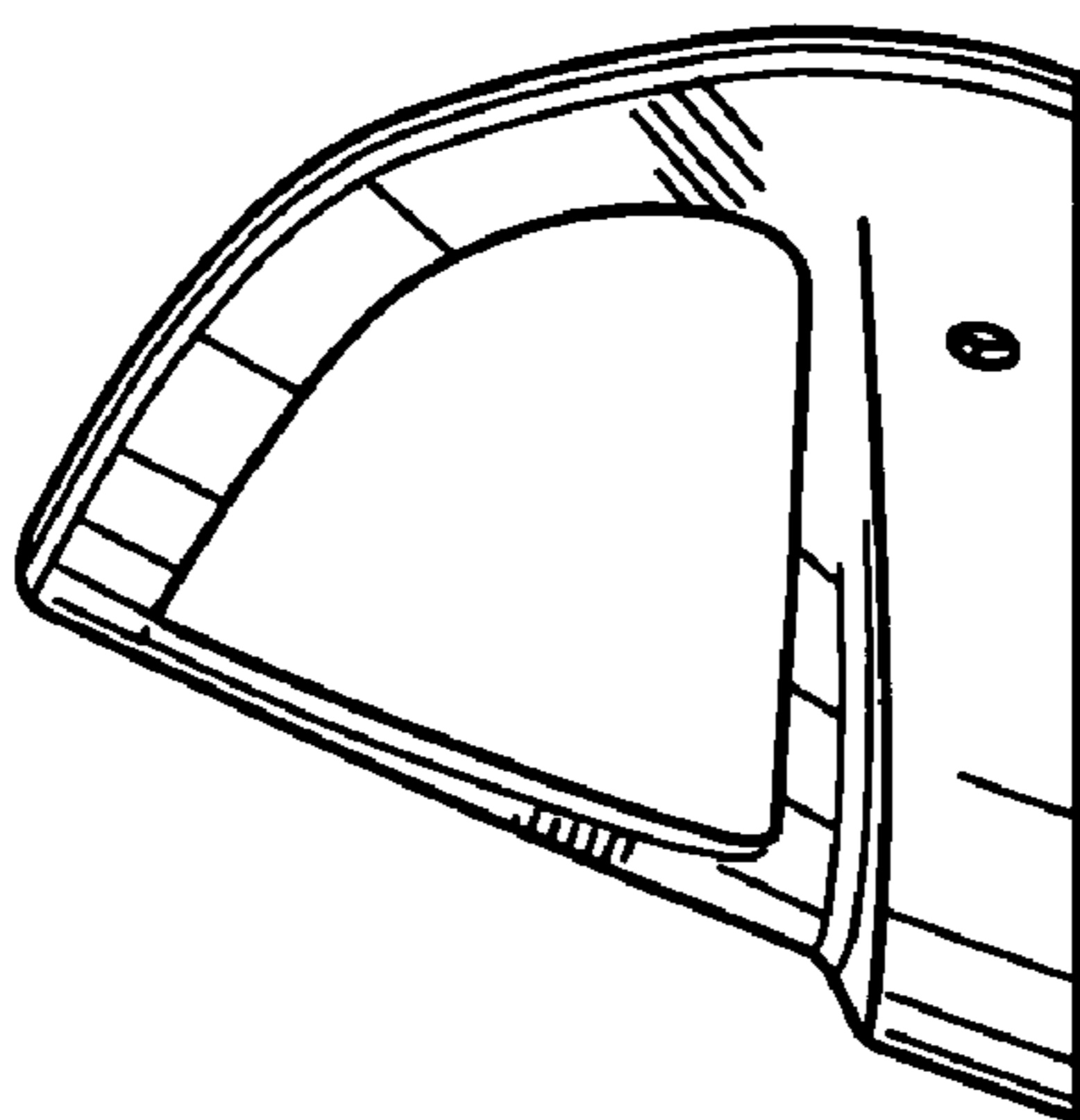


FIG. 12

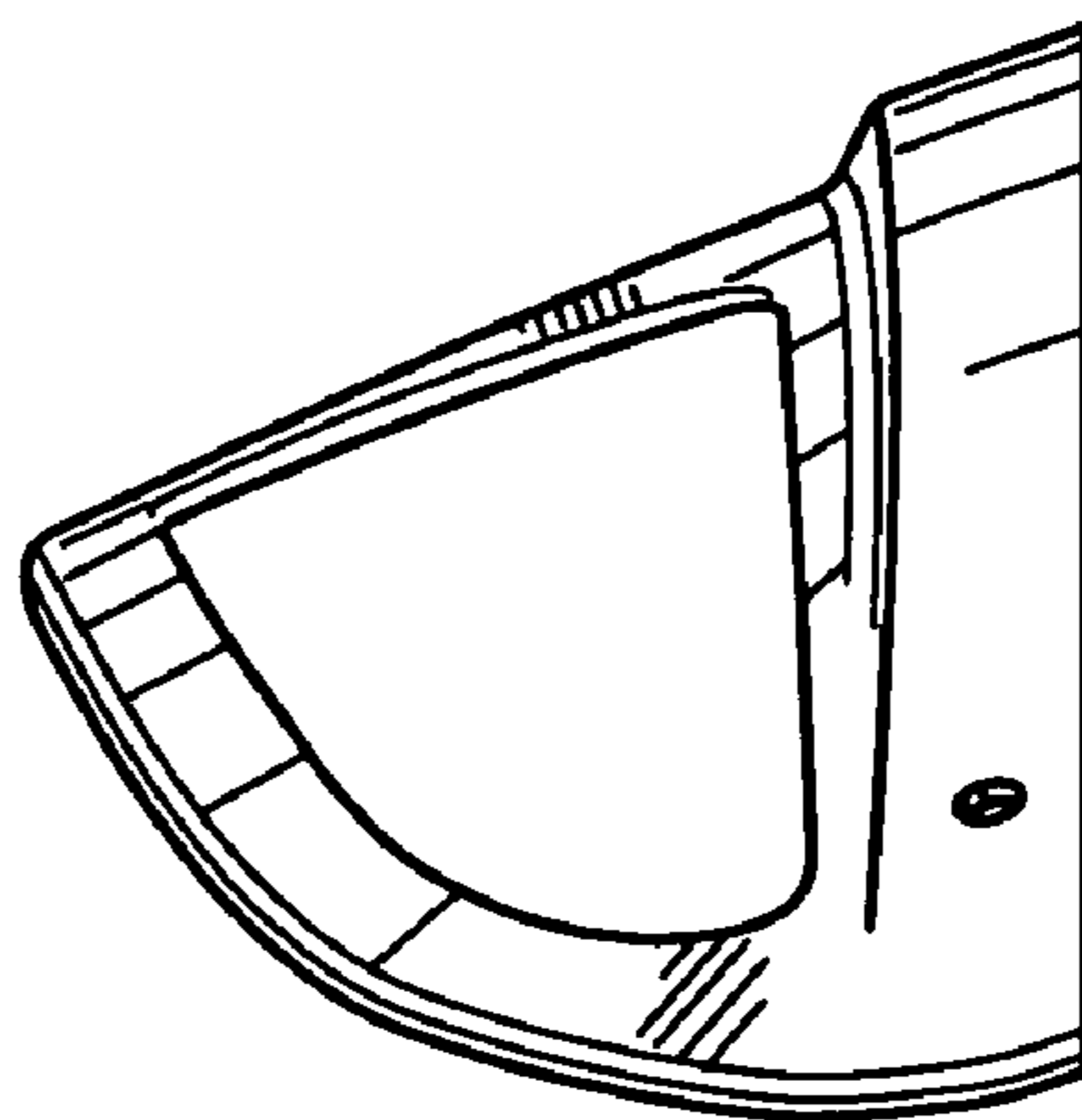


FIG. 13

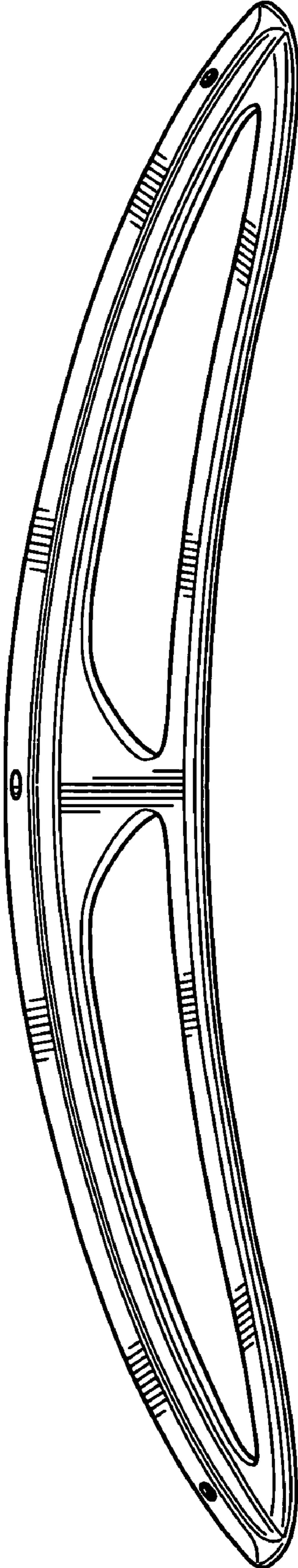


FIG. 14

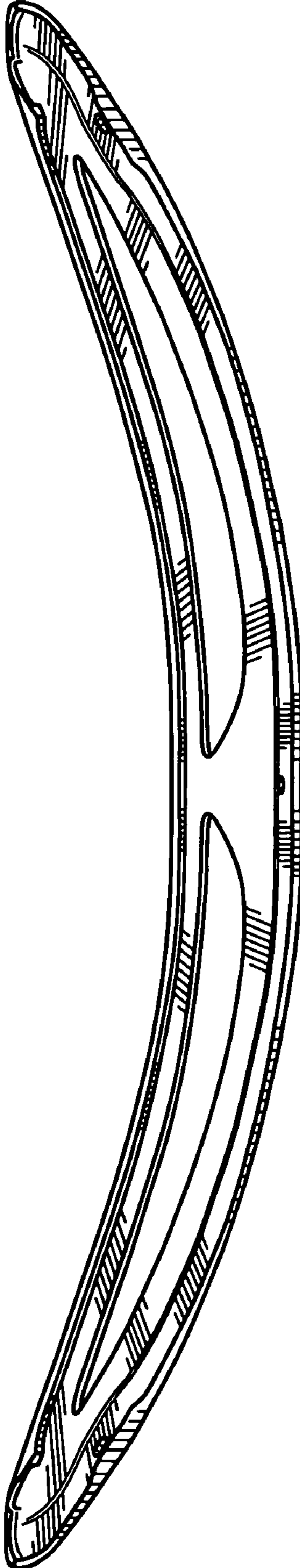


FIG. 15

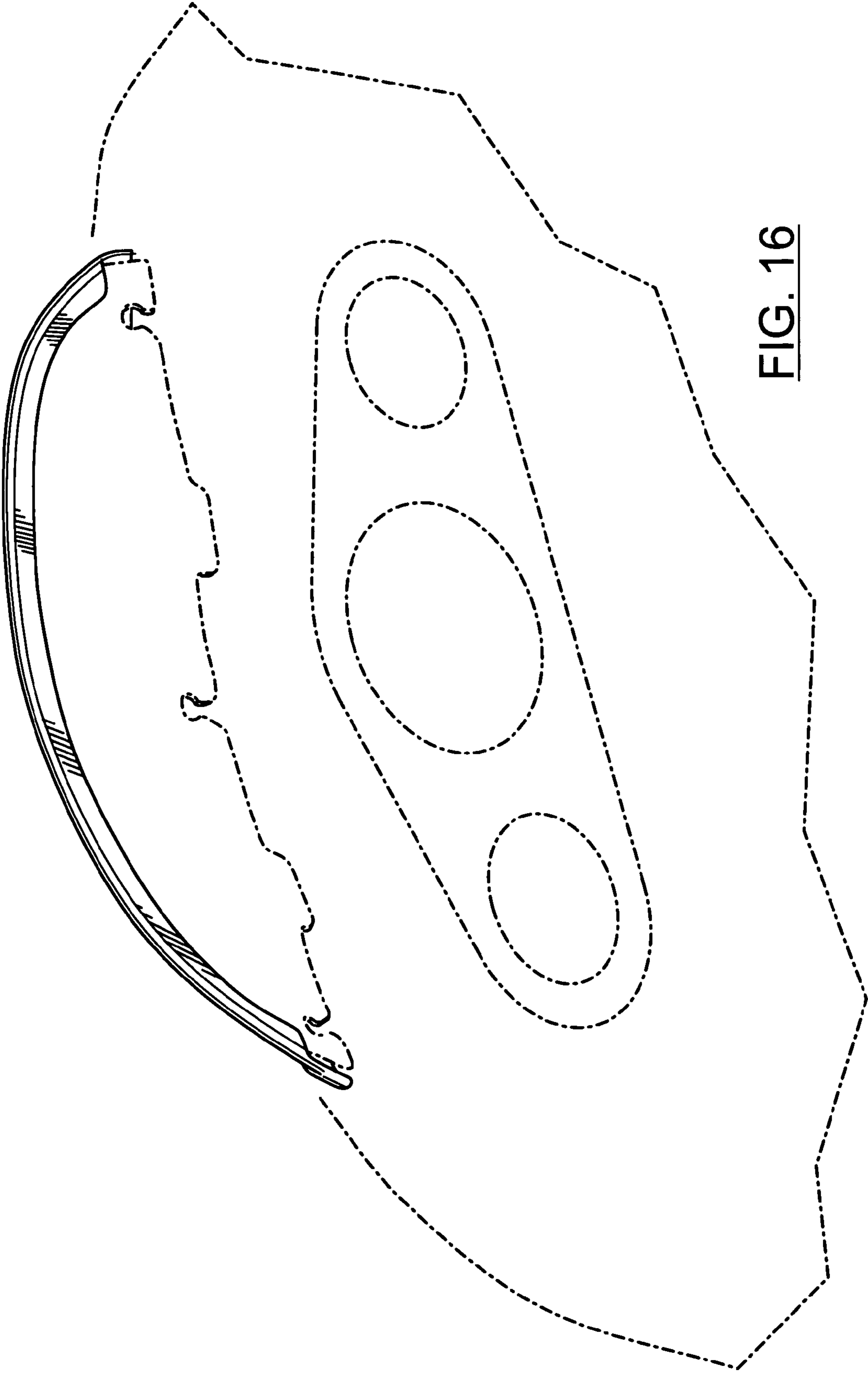


FIG. 16