

US00D601458S

(12) **United States Design Patent**  
**Nagao**

(10) **Patent No.:** **US D601,458 S**  
(45) **Date of Patent:** **\*\* Oct. 6, 2009**

(54) **MOTORCYCLE**

D581,839 S \* 12/2008 Sasanami ..... D12/110

(75) Inventor: **Shigeki Nagao**, Tokyo-to (JP)

\* cited by examiner

(73) Assignee: **Yamaha Hatsudoki Kabushiki Kaisha**  
(JP)

*Primary Examiner*—Robin V Webster

*Assistant Examiner*—Linda Brooks

(74) *Attorney, Agent, or Firm*—Ostrolenk Faber LLP

(\*\*) Term: **14 Years**

(21) Appl. No.: **29/323,777**

(22) Filed: **Aug. 29, 2008**

(51) **LOC (9) Cl.** ..... **12-11**

(52) **U.S. Cl.** ..... **D12/110**

(58) **Field of Classification Search** ..... D12/110;  
180/219, 220, 225, 229

See application file for complete search history.

(56) **References Cited**

**U.S. PATENT DOCUMENTS**

D504,844 S	*	5/2005	Sasanami	.....	D12/110
D517,958 S	*	3/2006	Matsumura et al.	.....	D12/110
D535,917 S	*	1/2007	Tamura	.....	D12/110
D551,129 S	*	9/2007	Takeda	.....	D12/110
D567,717 S	*	4/2008	Hishiki	.....	D12/110

(57) **CLAIM**

The ornamental design for a motorcycle, as shown and described.

**DESCRIPTION**

FIG. 1 is a right side, front perspective view of my new design;

FIG. 2 is a left side, rear perspective view thereof;

FIG. 3 is a right side view thereof;



FIG. 4 is a left side view thereof;

FIG. 5 is a front view thereof;

FIG. 6 is a rear view thereof; and,

FIG. 7 is a top view thereof.

**1 Claim, 4 Drawing Sheets**






FIG. 1




FIG. 2






FIG. 3




FIG. 4




FIG. 5

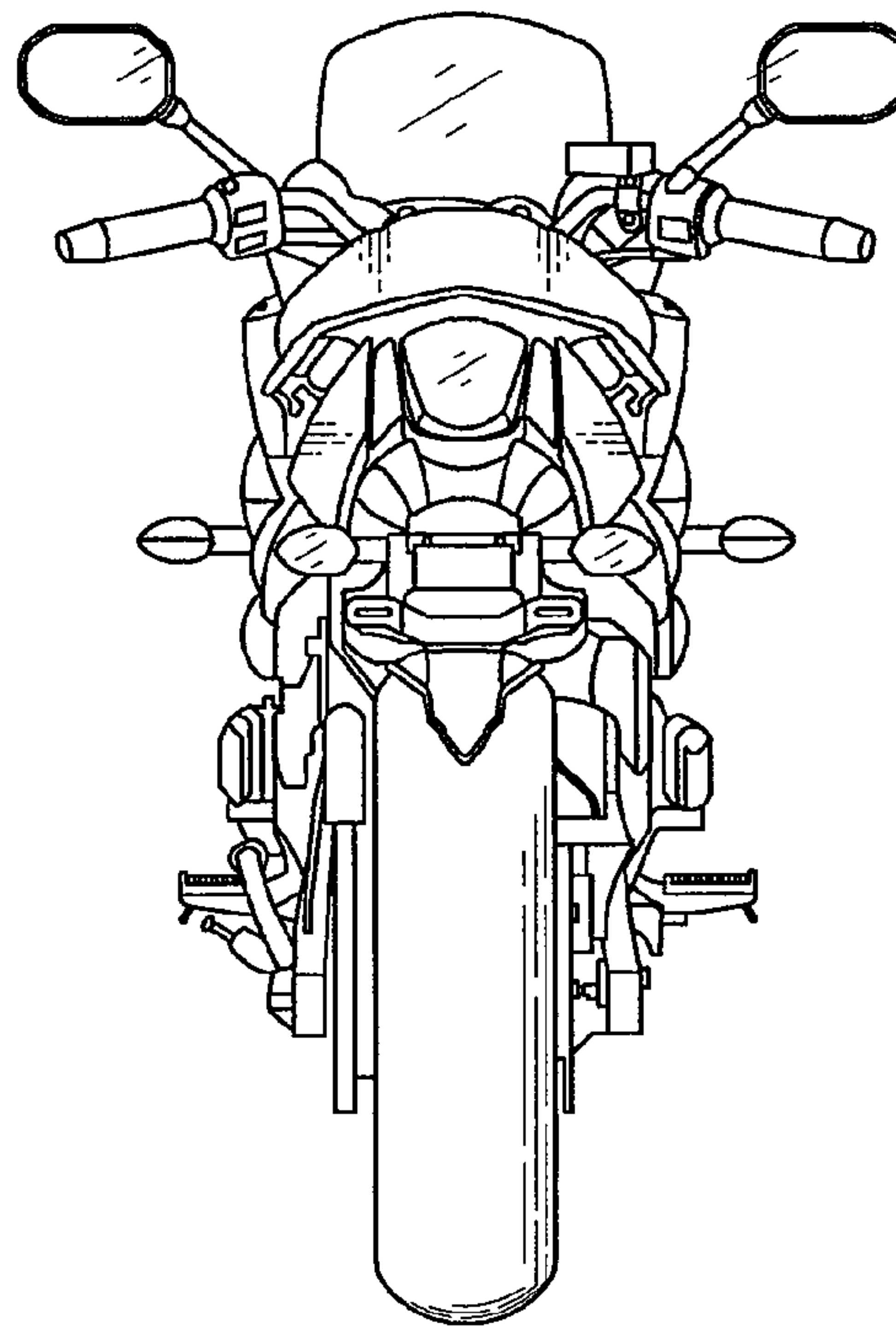


FIG. 6

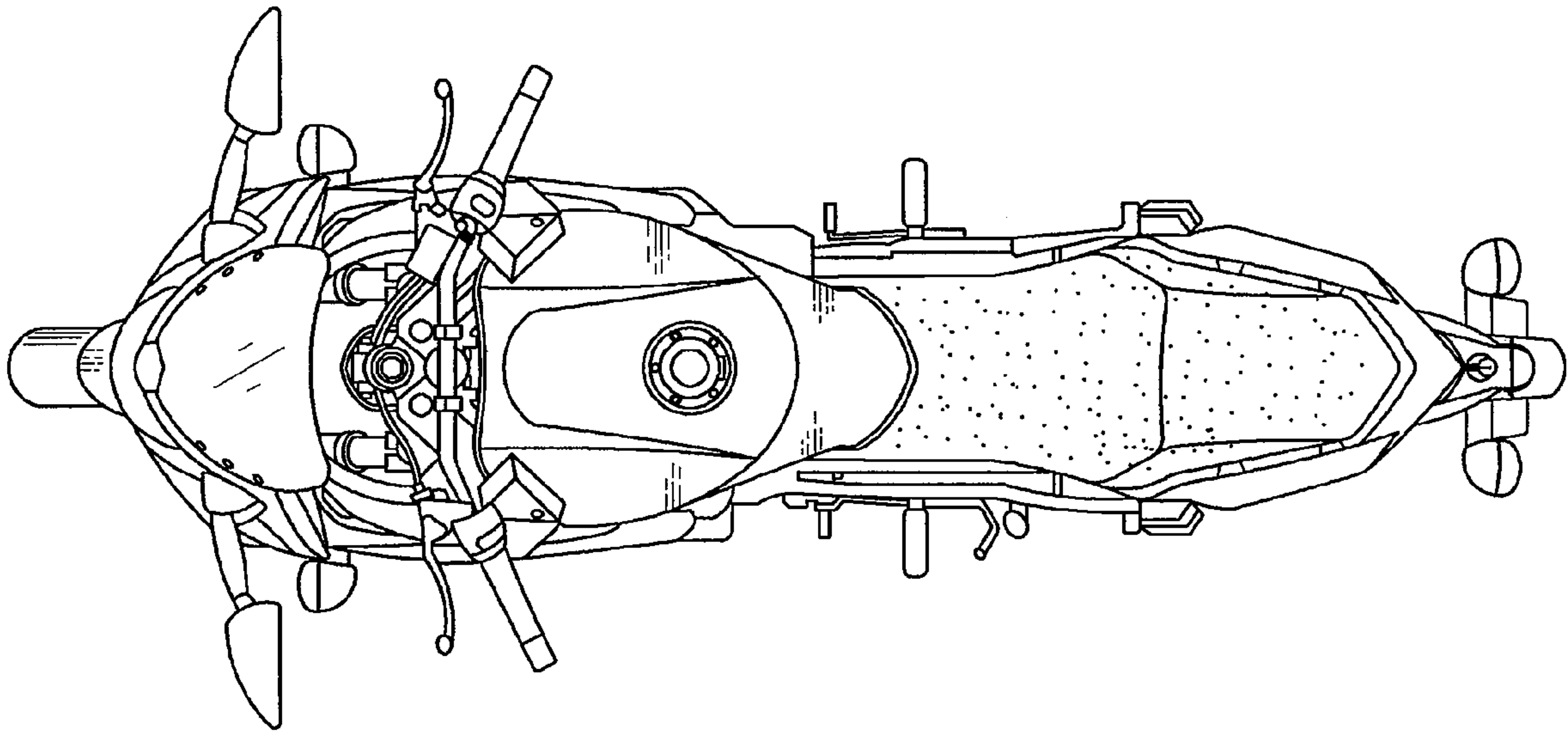


FIG. 7