



US00D601454S

(12) **United States Design Patent**
Kamimura et al.

(10) **Patent No.:** **US D601,454 S**
(45) **Date of Patent:** **** Oct. 6, 2009**

(54) **AUTOMOBILE AND/OR REPLICA THEREOF**

JP D2007-022616 8/2007
JP D2007-022617 8/2007

(75) Inventors: **Tadahiro Kamimura**, Saitama (JP);
Tsutomu Fujita, Saitama (JP)

(73) Assignee: **Honda Motor Co., Ltd.**, Tokyo (JP)

(**) Term: **14 Years**

(21) Appl. No.: **29/300,088**

(22) Filed: **Feb. 20, 2008**

(30) **Foreign Application Priority Data**

Aug. 22, 2007 (JP) 2007-022618

(51) **LOC (9) Cl.** **12-08**

(52) **U.S. Cl.** **D12/91**

(58) **Field of Classification Search** D12/86,
D12/90-92; 296/181.1, 181.5
See application file for complete search history.

(56) **References Cited**

U.S. PATENT DOCUMENTS

D538,710 S * 3/2007 Hsu D12/91
D538,711 S * 3/2007 Sawai et al. D12/91
D565,465 S * 4/2008 Iida et al. D12/91
D578,437 S * 10/2008 Nishihata et al. D12/91

FOREIGN PATENT DOCUMENTS

JP D2007-022615 8/2007

* cited by examiner

Primary Examiner—Melody N Brown

(74) *Attorney, Agent, or Firm*—Westerman, Hattori, Daniels & Adrian, LLP

(57) **CLAIM**

What is claimed is; the ornamental design for, an automobile and/or replica thereof, as shown and described.

DESCRIPTION

FIG. 1 is a front perspective view of an automobile and/or replica thereof, showing our new design;

FIG. 2 is a rear perspective view thereof;

FIG. 3 is a front elevation view thereof;

FIG. 4 is a rear elevation view thereof;

FIG. 5 is a top plan view thereof; and,

FIG. 6 is a right side elevation view thereof.

The left side elevation view is a mirror image of the right side elevation view. The broken lines are for illustrative purposes only and form no part of the claimed design.

1 Claim, 6 Drawing Sheets




Fig.1

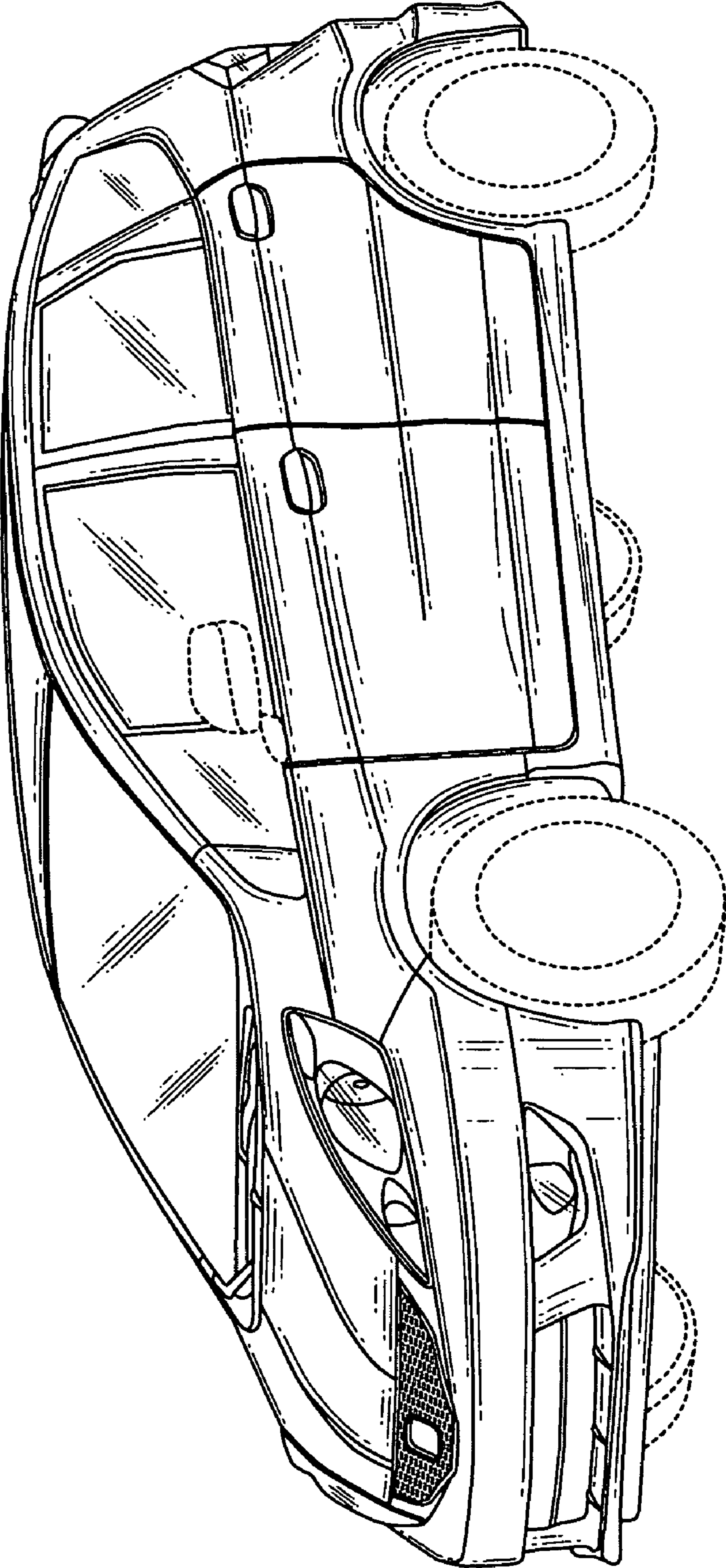


Fig.2

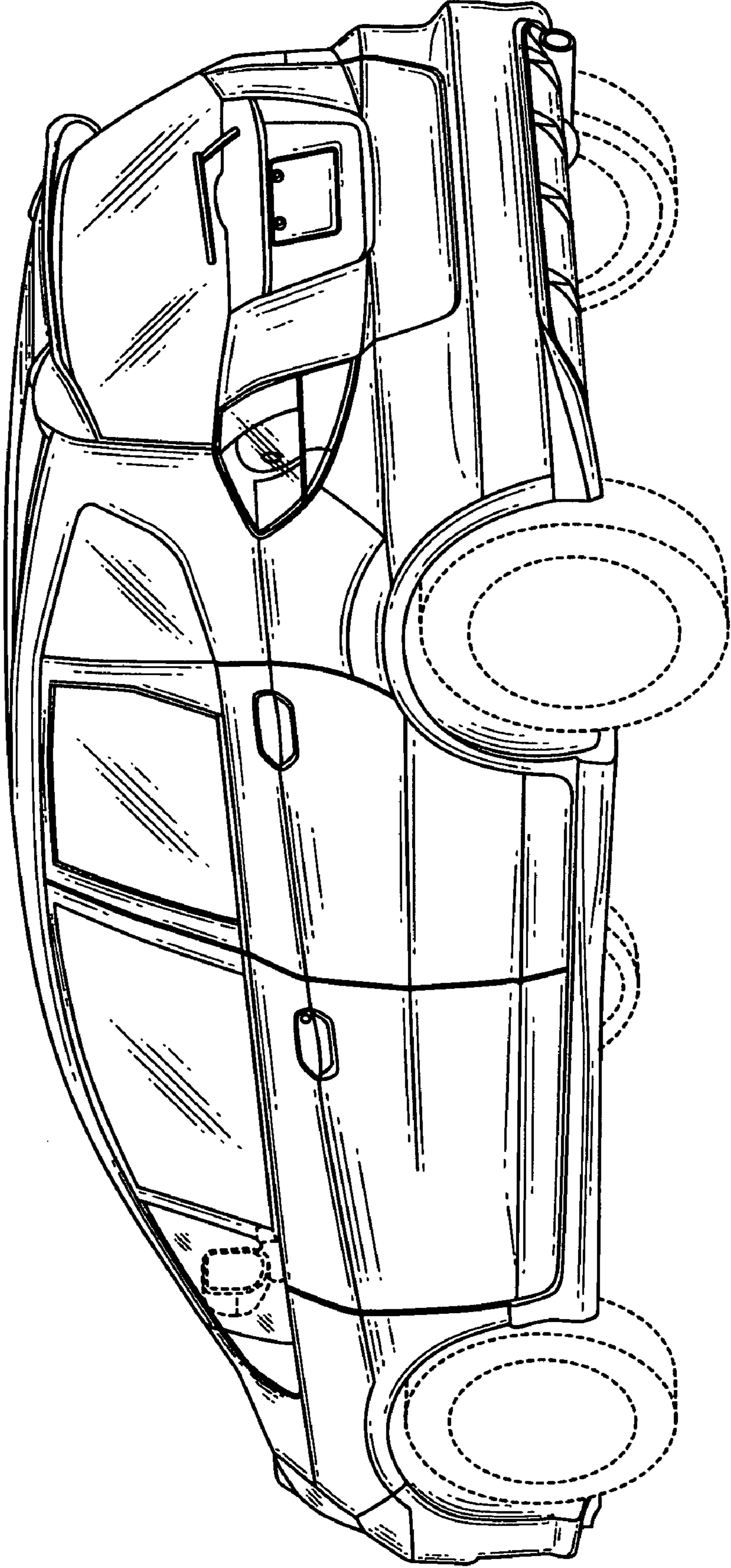


Fig.3

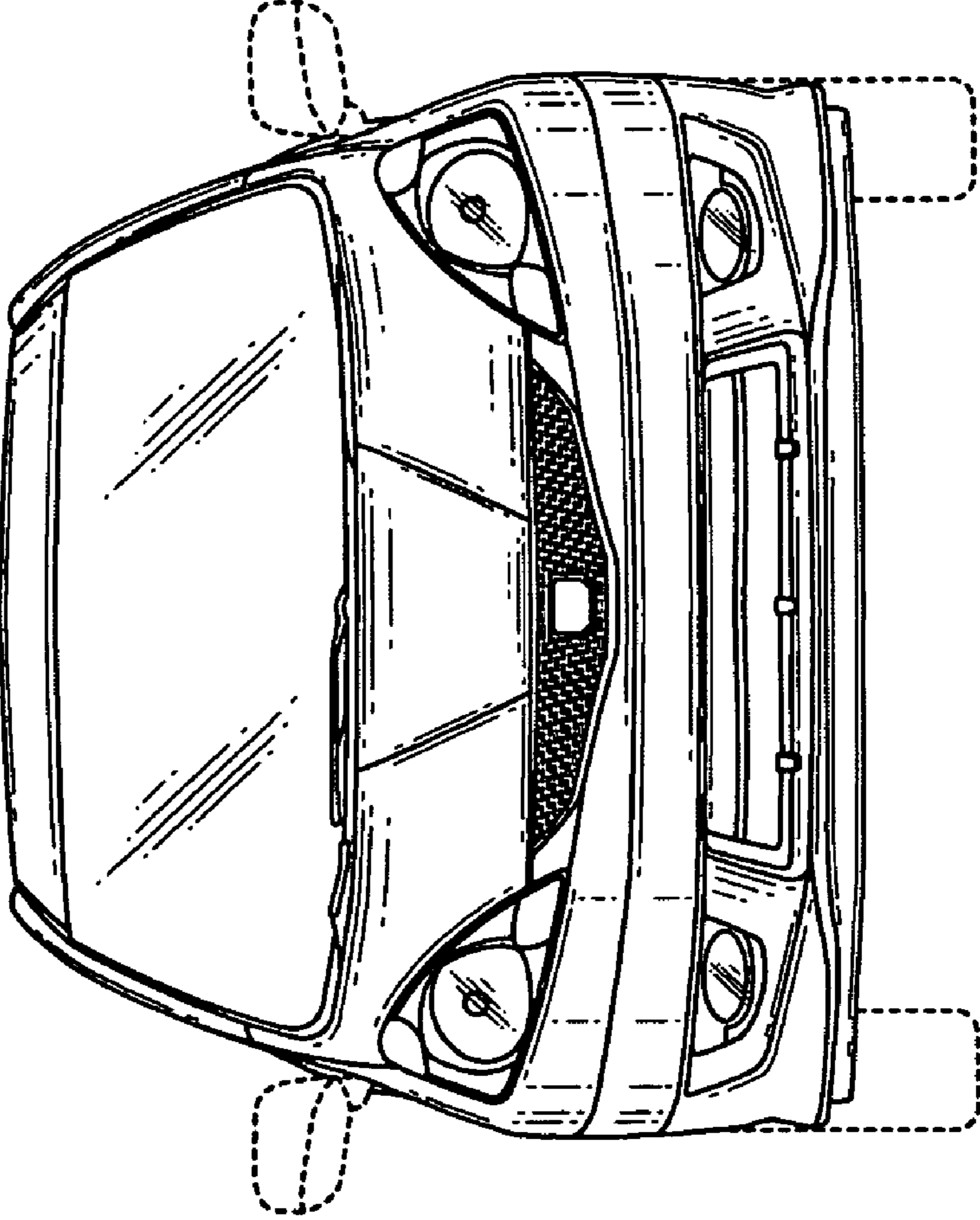


Fig.4

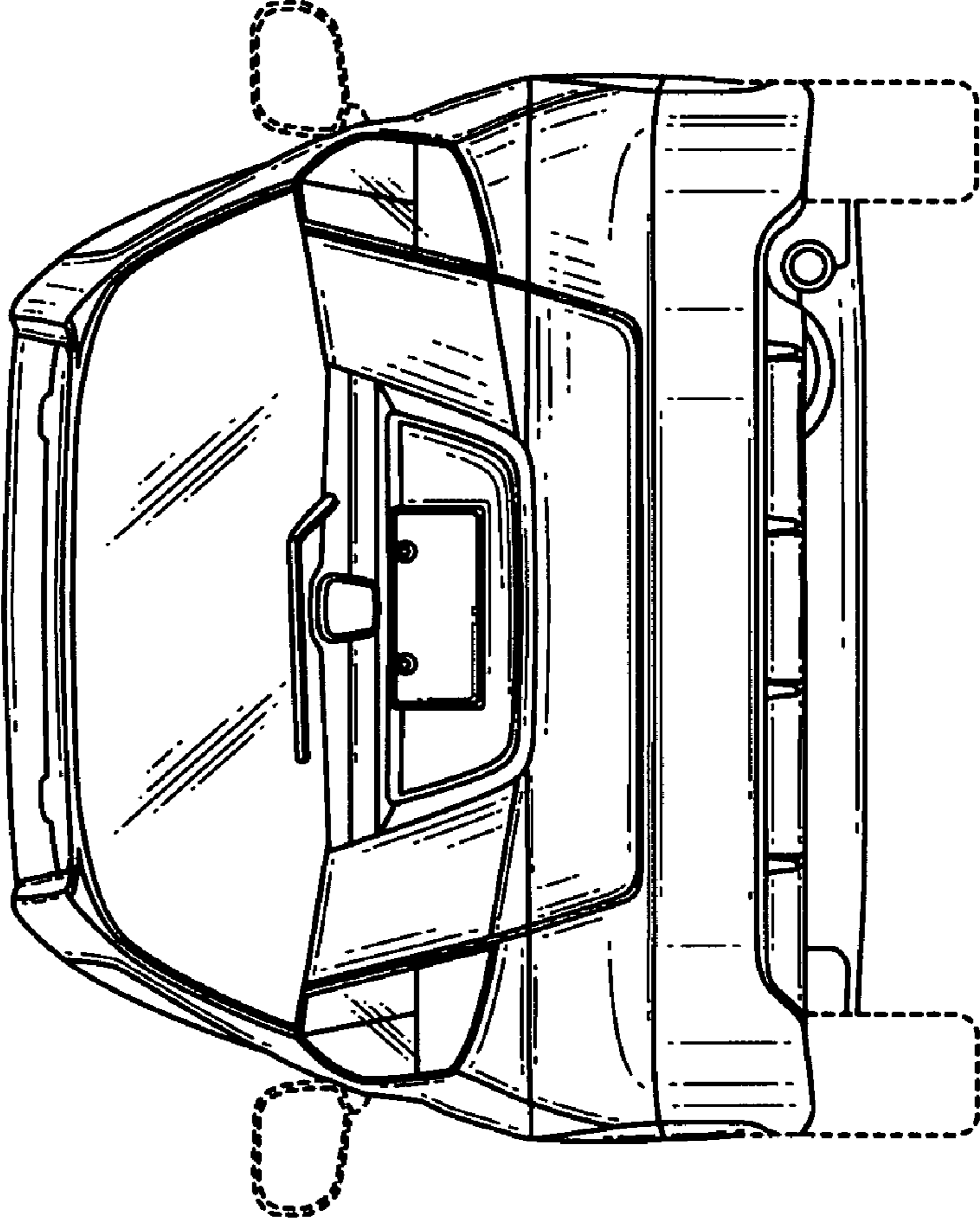


Fig.5




Fig.6

