



US00D601452S

(12) **United States Design Patent**
Billings

(10) **Patent No.:** **US D601,452 S**

(45) **Date of Patent:** **** Oct. 6, 2009**

(54) **PLANTER**

D571,688 S * 6/2008 White D11/155
D586,689 S * 2/2009 Gallagher D11/155
D596,074 S * 7/2009 Bodum D11/155

(76) Inventor: **Patricia Billings**, 9900 Belgrade Rd.,
Cutler Bay, FL (US) 33157

* cited by examiner

(**) Term: **14 Years**

Primary Examiner—Caron Veynar

Assistant Examiner—Garth Rademaker

(21) Appl. No.: **29/314,500**

(74) *Attorney, Agent, or Firm*—Malloy & Malloy, P.A.

(22) Filed: **Apr. 6, 2009**

(57) **CLAIM**

(51) **LOC (9) Cl.** **11-02**

The ornamental design for planter, as shown and described.

(52) **U.S. Cl.** **D11/143**

(58) **Field of Classification Search** D6/556–558;
D8/1; D11/143–156; D19/77, 81; D26/9–11;
D34/1, 2, 4–6; D99/5, 19; 47/32.4, 32.5,
47/32.7, 33, 41.01, 41.1, 41.11–41.15, 44–47,
47/65, 65.5, 65.9, 68–71

DESCRIPTION

See application file for complete search history.

FIG. 1 is a top perspective view illustrating my design for a planter;

FIG. 2 is a front view thereof;

FIG. 3 is a left side view thereof;

FIG. 4 is a top view thereof;

FIG. 5 is a right side view thereof;

FIG. 6 is a bottom view thereof;

FIG. 7 is a rear view thereof; and,

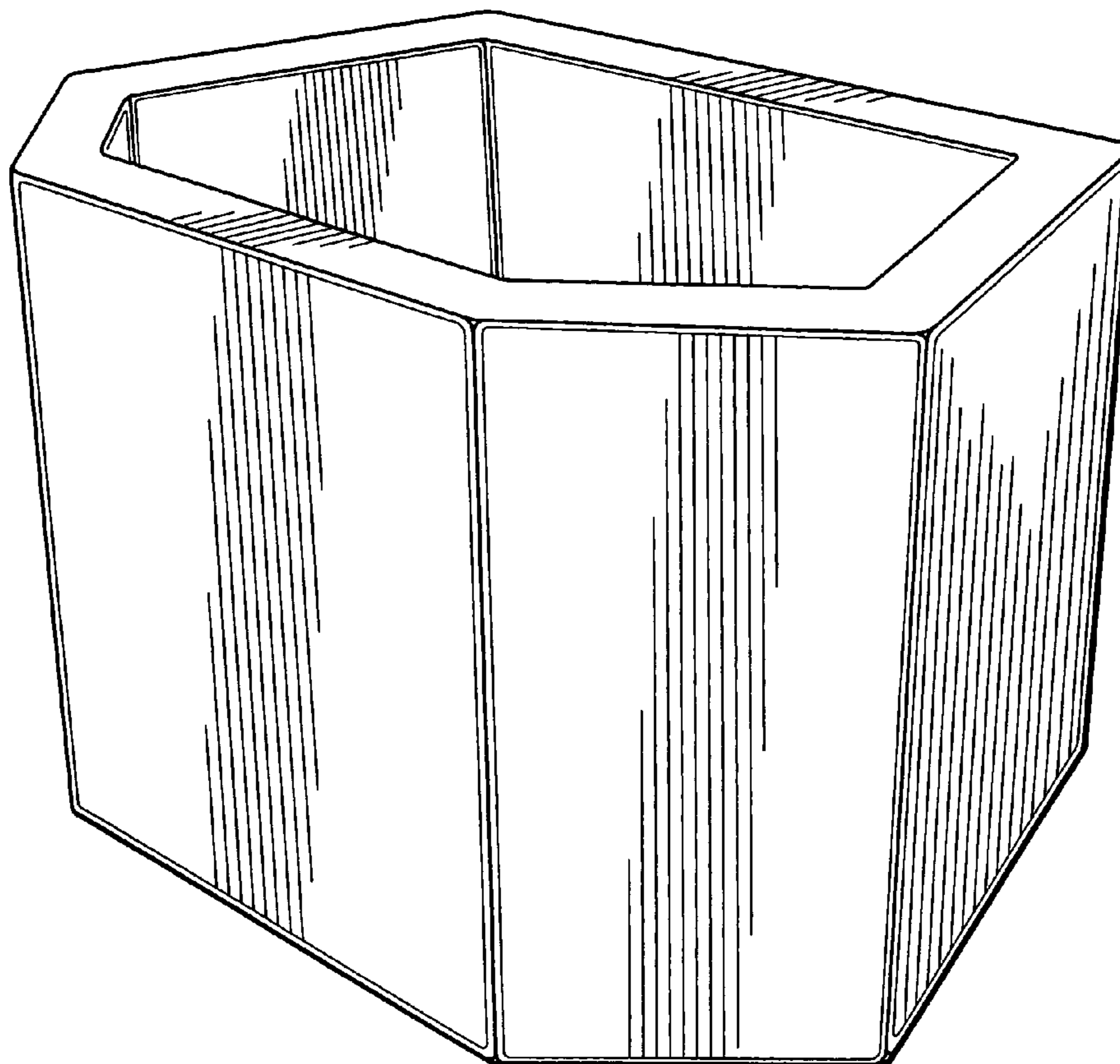
FIG. 8 is a bottom perspective view thereof.

(56) **References Cited**

U.S. PATENT DOCUMENTS

D77,556 S * 1/1929 Kopp D11/143
3,396,488 A * 8/1968 Ries 47/33
4,167,080 A * 9/1979 Mickelson 47/71
D369,120 S * 4/1996 Deslen D11/143
D423,984 S * 5/2000 Thach D11/145
D424,472 S * 5/2000 Grosfillex D11/155

1 Claim, 7 Drawing Sheets



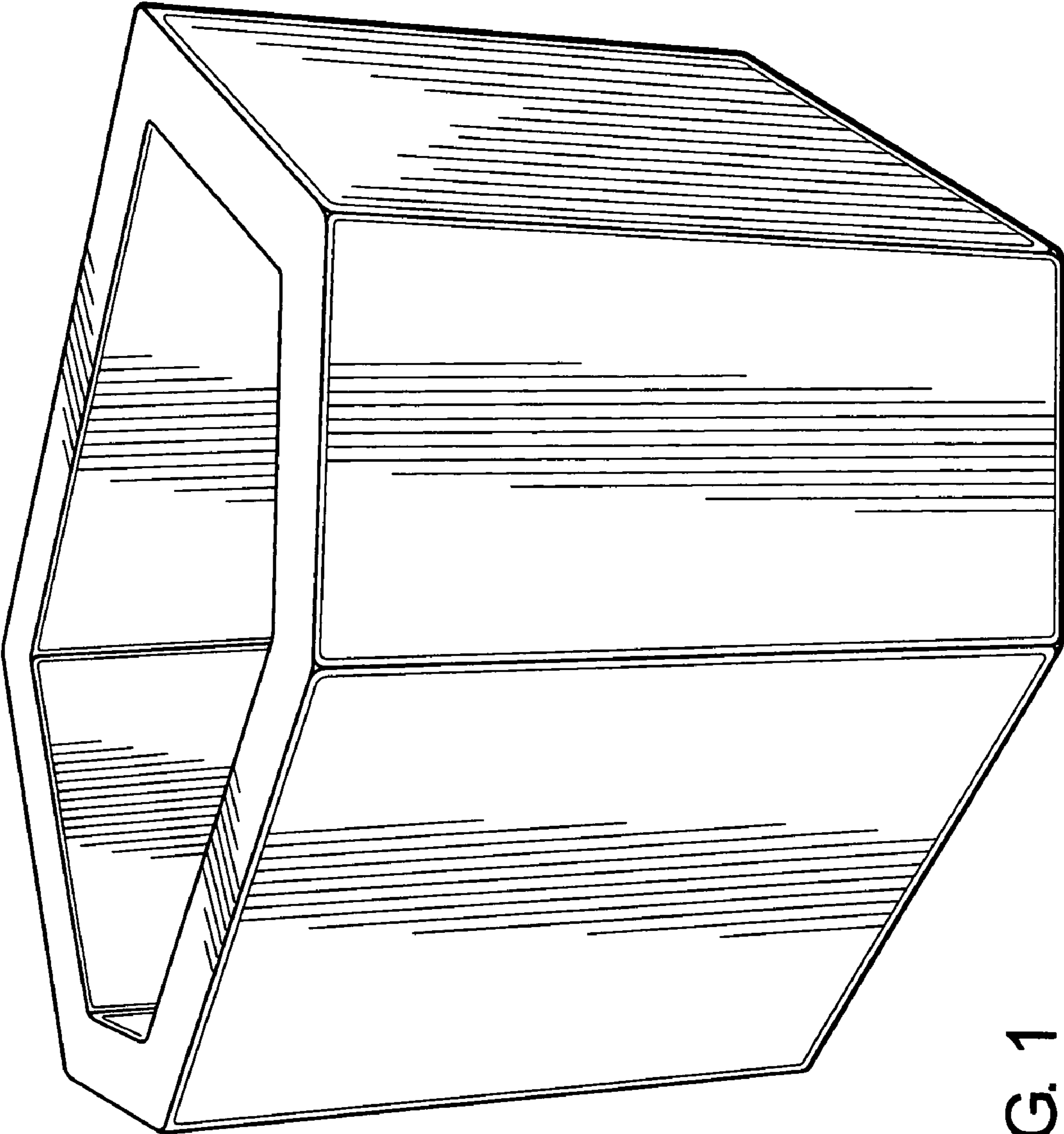


FIG. 1




FIG. 2




FIG. 5




FIG. 3

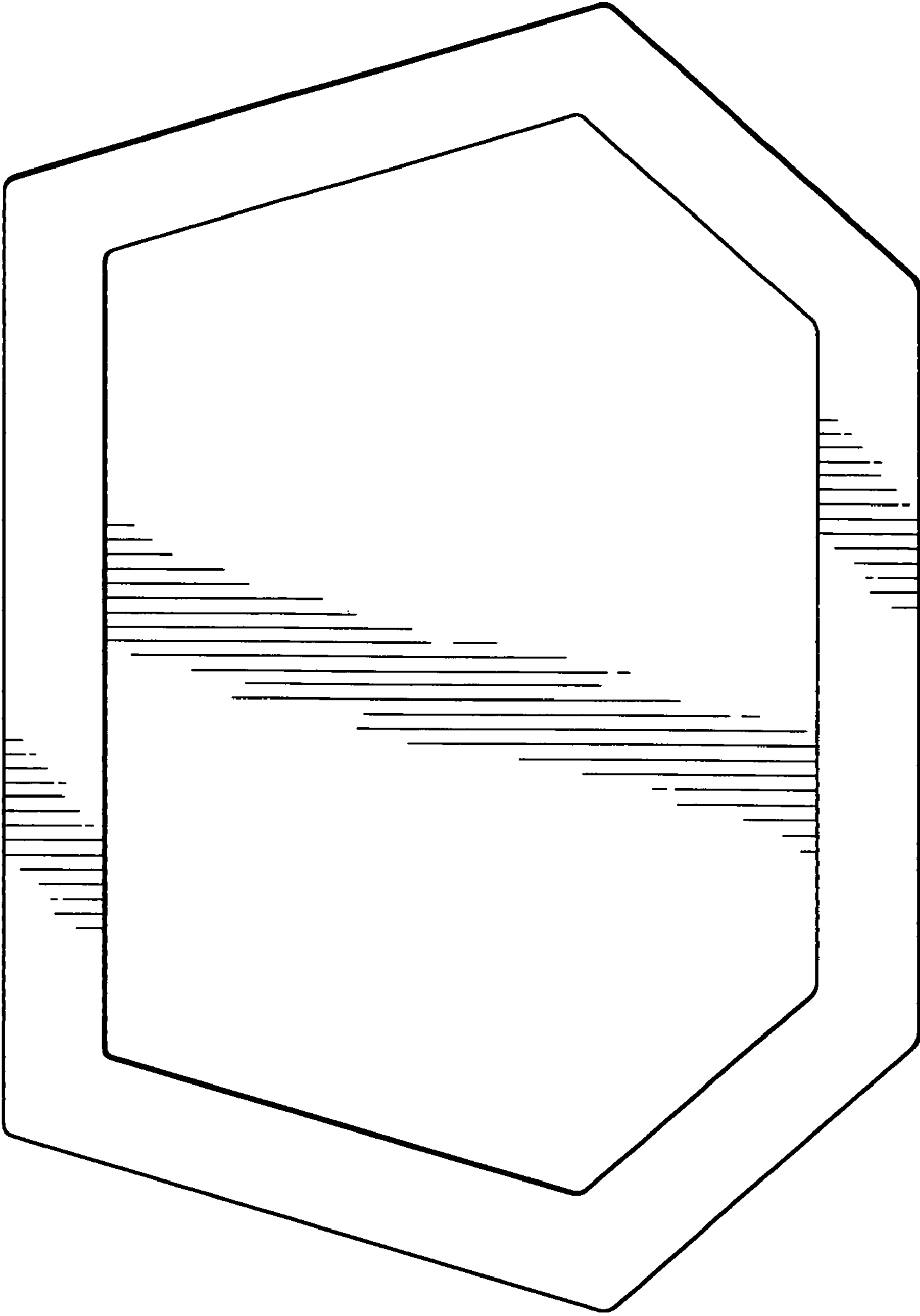


FIG. 4

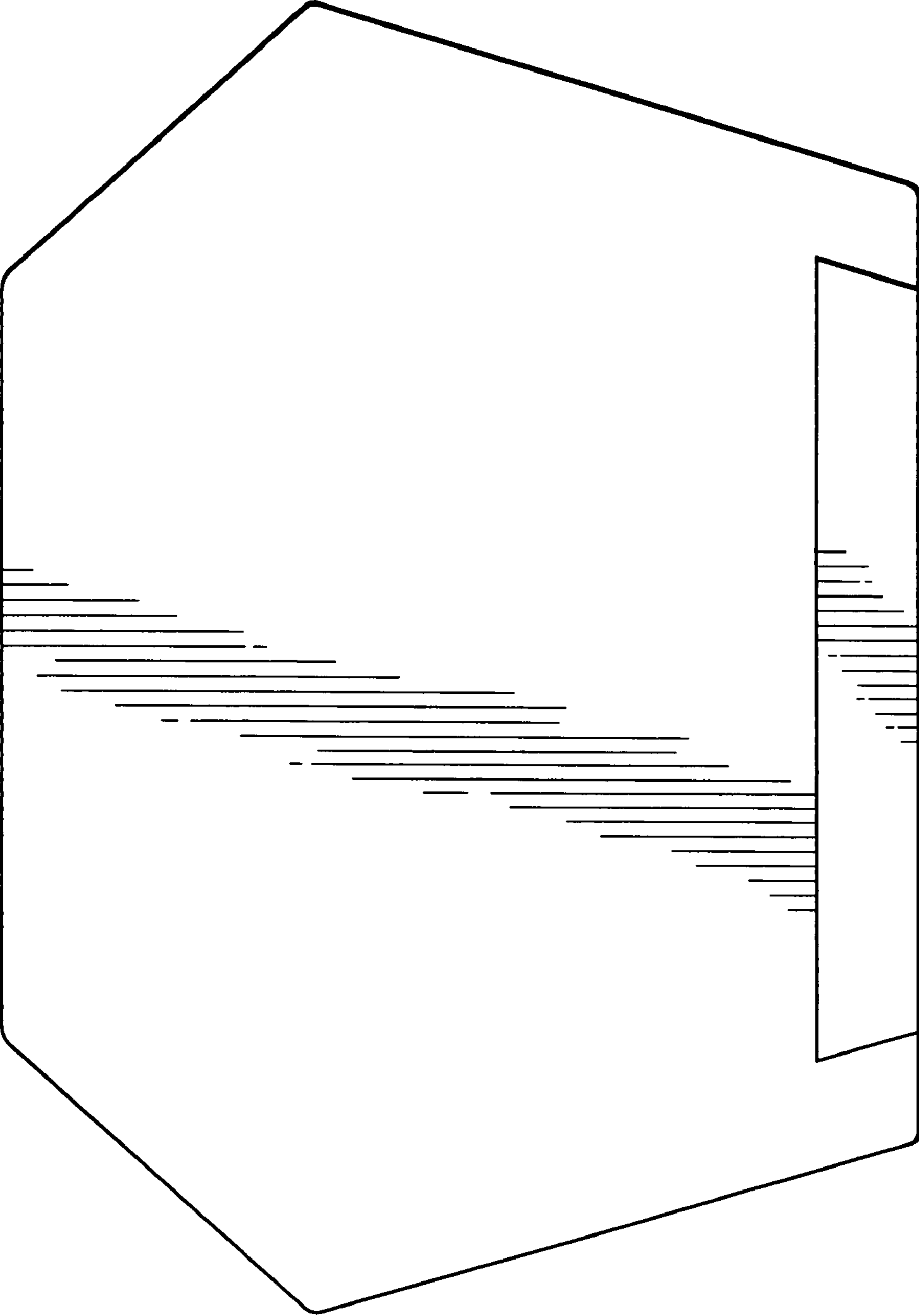


FIG. 6




FIG. 7

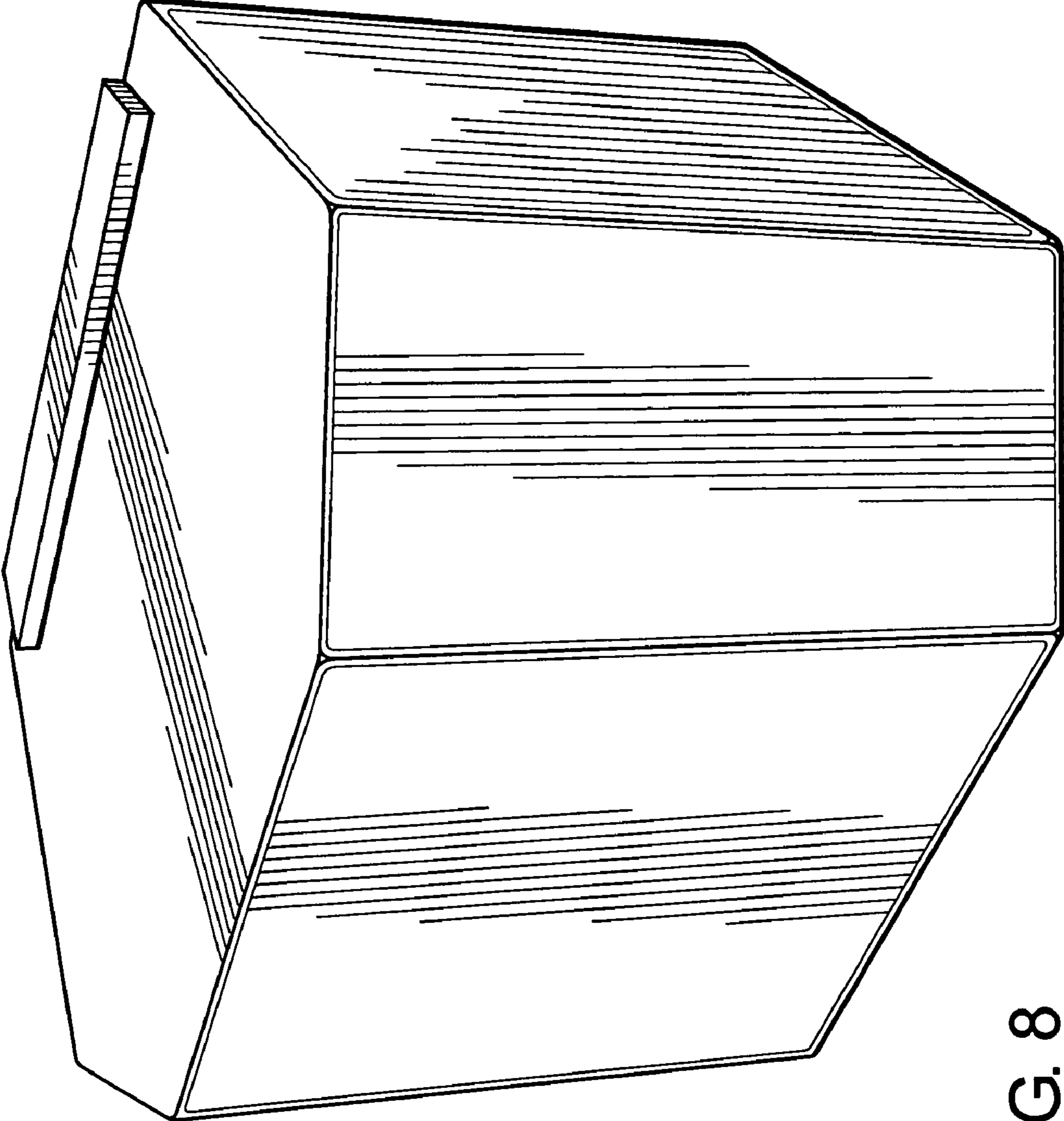


FIG. 8