



US00D601451S

(12) **United States Design Patent**
Martin

(10) **Patent No.:** **US D601,451 S**

(45) **Date of Patent:** **** Oct. 6, 2009**

(54) **WREATH**

(76) **Inventor:** **Ronald K. Martin**, 1300 Ventura Hills St., Las Vegas, NV (US) 89144

(**) **Term:** **14 Years**

(21) **Appl. No.:** **29/311,343**

(22) **Filed:** **Feb. 26, 2009**

(51) **LOC (9) Cl.** **11-04**

(52) **U.S. Cl.** **D11/120**

(58) **Field of Classification Search** D11/117, D11/119, 120, 121, 125, 127, 130, 131, 132, D11/133, 157, 158; 428/7-11, 17, 21
See application file for complete search history.

(56) **References Cited**

U.S. PATENT DOCUMENTS

843,408	A	*	2/1907	Merrill	223/109 R
D56,631	S	*	11/1920	Singer	D11/120
1,436,003	A	*	11/1922	Andresen	362/122
D91,549	S	*	2/1934	Tremper	D11/120
D96,718	S	*	9/1935	Alter	D11/120
D97,877	S	*	12/1935	Tyson	D11/120
2,083,240	A	*	6/1937	Pollock	362/122
2,115,358	A	*	4/1938	Buschman	362/122
D135,213	S	*	3/1943	Price	D11/120
2,575,512	A	*	11/1951	Erlewine	40/540
D168,830	S	*	2/1953	Dent et al.	D11/120
D182,431	S	*	4/1958	Mossen	D11/120
D206,124	S	*	11/1966	Burnbaum	D11/120

3,350,555	A		10/1967	Rico	
D340,671	S	*	10/1993	Clark D11/120
D356,752	S	*	3/1995	Ritter D11/120
D371,613	S	*	7/1996	Moore D26/4
D418,777	S	*	1/2000	Koo D11/120
D437,252	S	*	2/2001	Schultz D11/120
D443,226	S	*	6/2001	Pagan et al. D11/125
D461,918	S	*	8/2002	Tsai D26/25
D462,924	S	*	9/2002	Woodson D11/120
6,592,952	B1		7/2003	Ferguson	

* cited by examiner

Primary Examiner—Prabhakar Deshmukh

Assistant Examiner—Elizabeth J Oswecki

(74) *Attorney, Agent, or Firm*—Richard C. Litman

(57) **CLAIM**

The ornamental design for a wreath, as shown and described.

DESCRIPTION

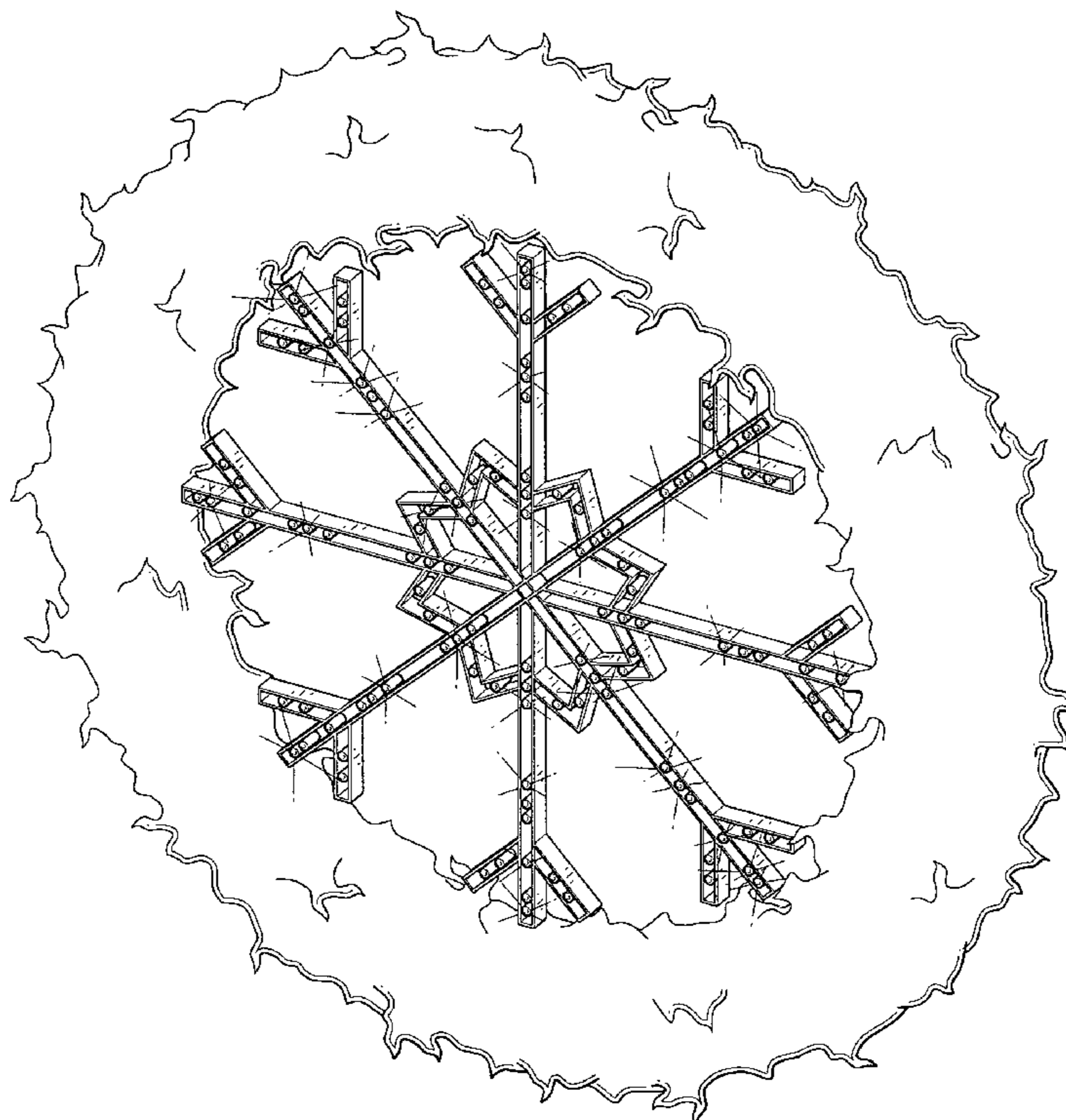
FIG. 1 is a perspective view of a wreath showing my new design;

FIG. 2 is a front elevational view with the rear view being identical thereof; and,

FIG. 3 is a right side elevational view with the left side, top and bottom views being identical thereof.

The broken line showing of FIGS. 1 and 2 of the illumination created by the lights is included for the purpose of illustrating only and forms no part of the claimed design.

1 Claim, 3 Drawing Sheets



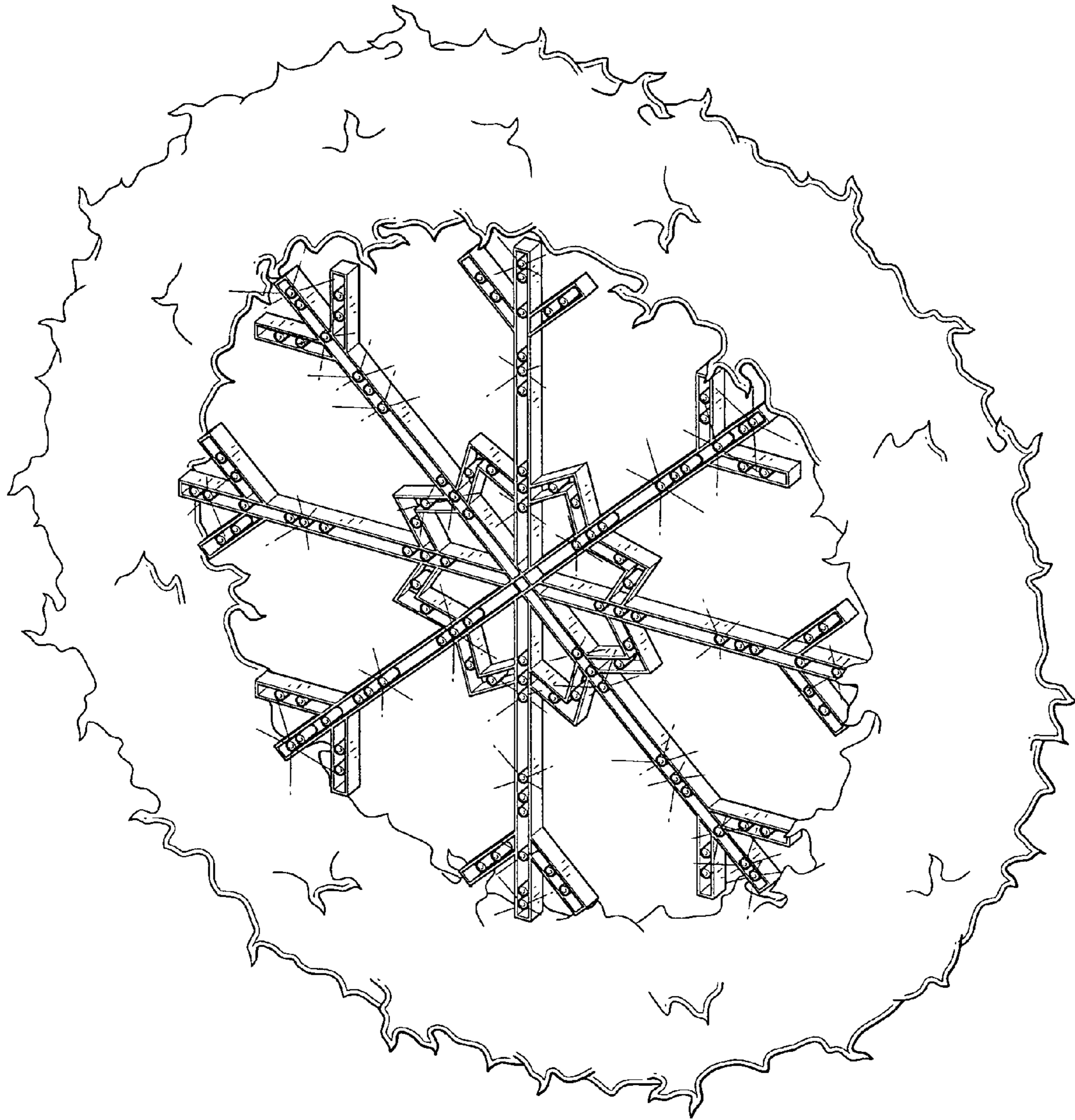


Fig. 1




Fig. 2



Fig. 3