



US00D601447S

(12) **United States Design Patent**
Rudy et al.

(10) **Patent No.:** **US D601,447 S**

(45) **Date of Patent:** **** Oct. 6, 2009**

(54) **CRUCIFIX WITH JEWELS FOR PRECIOUS WOUNDS OF JESUS CHRIST**

(76) Inventors: **Christopher John Rudy**, 3225 S. Shoreview Dr., Fort Gratiot, MI (US) 48059; **Bernard P. Schumacher**, 106 Cherokee Ave., Bismarck, ND (US) 58501

(**) Term: **14 Years**

(21) Appl. No.: **29/313,403**

(22) Filed: **Dec. 31, 2008**

D167,275 S *	7/1952	Rickspoone	D99/27
2,650,445 A	9/1953	Randall	428/3
D189,687 S *	1/1961	McAllister	D99/27
D225,446 S *	12/1972	McMahon	D11/101
D226,969 S *	5/1973	Quigley	D99/27
D234,777 S	4/1975	Moskowitz et al.	D11/96
D240,140 S	6/1976	Graves, III	D99/27
D246,607 S *	12/1977	Radisich	D99/25
D256,399 S *	8/1980	Barr	D99/27
4,525,821 A	6/1985	Garcia	369/30.02
D381,184 S	7/1997	Monahan	D99/27
D396,427 S	7/1998	Halligan	D10/127
D451,428 S *	12/2001	Shearer	D11/97
D506,409 S	6/2005	Razza	D11/79
D525,163 S	7/2006	Balch	D11/88

Related U.S. Application Data

(63) Continuation-in-part of application No. 29/259,783, filed on May 16, 2006, now abandoned.

(51) **LOC (9) Cl.** **11-01**

(52) **U.S. Cl.** **D11/81; D99/27**

(58) **Field of Classification Search** D11/1-7, D11/9, 13-14, 16-17, 26, 40, 42-44, 46, D11/48-49, 53, 56-58, 61, 66, 69, 74, 76-77, D11/79, 80-92, 95-101, 103-105, 108, 116; 63/1.11, 1.16, 13, 14.1, 15, 15.1-15.4, 18-23, 63/26-28, 31-33, DIG. 3; D99/25-27; 428/3, 428/38; 206/19; 434/245

See application file for complete search history.

(56) **References Cited**

U.S. PATENT DOCUMENTS

D9,413 S *	8/1876	Menage	D99/27
D16,081 S *	5/1885	Graham	D11/2
1,001,377 A *	8/1911	Fairbrother	63/28
1,052,980 A	2/1913	Smith	63/21
D101,503 S	10/1936	Mooney	D99/27
2,080,317 A *	5/1937	Jaekel	63/28
D117,450 S	11/1939	Garvey	D99/27
D118,859 S *	2/1940	Kronstadt	D99/27
D135,247 S	3/1943	Calnan	D99/27
D135,610 S	5/1943	Calnan	D99/27
D148,022 S *	12/1947	Jacobson	D99/27
2,528,913 A	11/1950	Robinson	206/19

OTHER PUBLICATIONS

1910 J.W. Feely Company Catalog. Item No. 3289, lower right of p. 68.

1910 J.W. Feely Company Catalog. Item No. 117, upper right of p. 69.

1910 J.W. Feely Company Catalog. Item No. 3841, upper right of p. 73.

1910 J.W. Feely Company Catalog. Item D, middle right of p. 74.

Leaflet Missal Company, St. Paul, MN, 2005-2006 catalog, ca. Sep. 2005, pp. 27, 28, 37 and 38.

Rudy & Schumacher, U.S. Copyright registration No. VAU707-706, May 19, 2006, for Crucifix, Corpus or Cross With Jewels for Precious Wounds of Jesus Christ.

Rudy & Schumacher, U.S. Appl. No. 60/800,819, filed May 16, 2006, for Crucifix, Corpus or Cross With Jewels for Precious Wounds of Jesus Christ.

Rudy & Schumacher; U.S. Appl. No. 29/259,783, filed May 16, 2006, for Crucifix, Corpus or Cross With Jewels for Precious Wounds of Jesus Christ.

* cited by examiner



Primary Examiner—Philip S Hyder

Assistant Examiner—Susan E Krakower

(74) *Attorney, Agent, or Firm*—Christopher John Rudy

(57) **CLAIM**

The ornamental design for a crucifix with jewels for precious wounds of Jesus Christ, as shown and described.



DESCRIPTION

FIG. 1 is a front view of a first embodiment of a crucifix with jewels for precious wounds of Jesus Christ showing our new design;

FIG. 2 is a right side view thereof;

FIG. 3 is a left side view thereof;

FIG. 4 is top view thereof;

FIG. 5 is a bottom view thereof; and,

FIG. 6 is a rear view thereof.

FIG. 7 is a front view of a second embodiment of a crucifix with jewels for precious wounds of Jesus Christ showing our new design;

FIG. 8 is a right side view thereof;

FIG. 9 is a left side view thereof;

FIG. 10 is top view thereof;

FIG. 11 is a bottom view thereof; and

FIG. 12 is a rear view thereof.

FIG. 13 is a front view of a third embodiment of a crucifix with jewels for precious wounds of Jesus Christ showing our new design;

FIG. 14 is a right side view thereof;

FIG. 15 is a left side view thereof;

FIG. 16 is top view thereof;

FIG. 17 is a bottom view thereof; and

FIG. 18 is a rear view thereof.

FIG. 19 is a front view of a fourth embodiment of a crucifix with jewels for precious wounds of Jesus Christ showing our new design;

FIG. 20 is a right side view thereof;

FIG. 21 is a left side view thereof;

FIG. 22 is top view thereof;

FIG. 23 is a bottom view thereof; and

FIG. 24 is a rear view thereof.

FIG. 25 is a front view of a fifth embodiment of a crucifix with jewels for precious wounds of Jesus Christ showing our new design;

FIG. 26 is a right side view thereof;

FIG. 27 is a left side view thereof;

FIG. 28 is top view thereof;

FIG. 29 is a bottom view thereof; and

FIG. 30 is a rear view thereof.

FIG. 31 is a front view of a sixth embodiment of a crucifix with jewels for precious wounds of Jesus Christ showing our new design;

FIG. 32 is a right side view thereof;

FIG. 33 is a left side view thereof;

FIG. 34 is top view thereof;

FIG. 35 is a bottom view thereof; and

FIG. 36 is a rear view thereof.

FIG. 37 is a front view of a seventh embodiment of a crucifix with jewels for precious wounds of Jesus Christ showing our new design;

FIG. 38 is a right side view thereof;

FIG. 39 is a left side view thereof;

FIG. 40 is top view thereof;

FIG. 41 is a bottom view thereof; and

FIG. 42 is a rear view thereof.

FIG. 43 is a front view of a eighth embodiment of a crucifix with jewels for precious wounds of Jesus Christ showing our new design;

FIG. 44 is a right side view thereof;

FIG. 45 is a left side view thereof;

FIG. 46 is top view thereof;

FIG. 47 is a bottom view thereof; and

FIG. 48 is a rear view thereof.

FIG. 49 is a front view of a ninth embodiment of a crucifix with jewels for precious wounds of Jesus Christ showing our new design;

FIG. 50 is a right side view thereof;

FIG. 51 is a left side view thereof;

FIG. 52 is top view thereof;

FIG. 53 is a bottom view thereof; and

FIG. 54 is a rear view thereof.

FIG. 55 is a front view of a tenth embodiment of a crucifix with jewels for precious wounds of Jesus Christ showing our new design;

FIG. 56 is a right side view thereof;

FIG. 57 is a left side view thereof;

FIG. 58 is top view thereof;

FIG. 59 is a bottom view thereof; and

FIG. 60 is a rear view thereof.

FIG. 61 is a front view of a eleventh embodiment of a crucifix with jewels for precious wounds of Jesus Christ showing our new design;

FIG. 62 is a right side view thereof;

FIG. 63 is a left side view thereof;

FIG. 64 is top view thereof;

FIG. 65 is a bottom view thereof; and

FIG. 66 is a rear view thereof.

FIG. 67 is a front view of a twelfth embodiment of a crucifix with jewels for precious wounds of Jesus Christ showing our new design;

FIG. 68 is a right side view thereof;

FIG. 69 is a left side view thereof;

FIG. 70 is top view thereof;

FIG. 71 is a bottom view thereof; and

FIG. 72 is a rear view thereof.

FIG. 73 is a front view of a thirteenth embodiment of a crucifix with jewels for precious wounds of Jesus Christ showing our new design;

FIG. 74 is a right side view thereof;

FIG. 75 is a left side view thereof;

FIG. 76 is top view thereof;

FIG. 77 is a bottom view thereof; and,

FIG. 78 is a rear view thereof.

The jewels lined vertically in the figures are lined for the color red. The secondary jewel, which accompanies the red jewel in the side of the corpus of Christ, and which is present in the embodiments of FIGS. 31–42 and 67–78, is colorless.

The broken lines depicted in FIGS. 7–78 illustrate environmental features, and are not part of our design.

1 Claim, 7 Drawing Sheets




Fig. 1




Fig. 2




Fig. 3

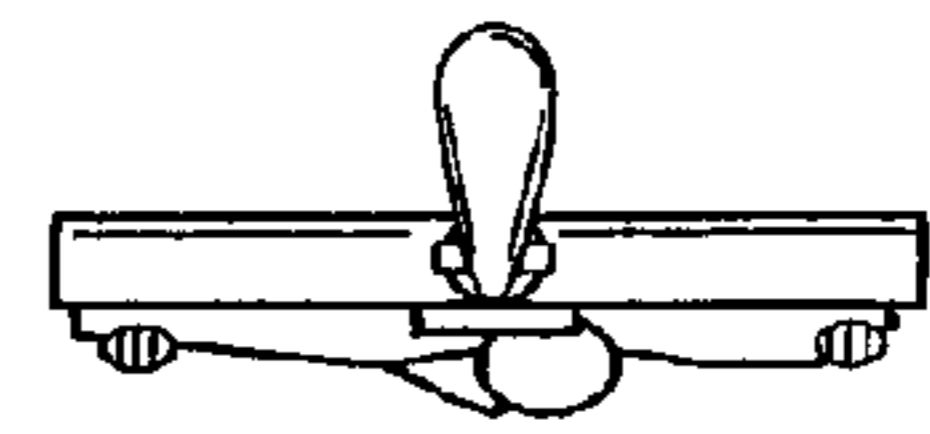


Fig. 4

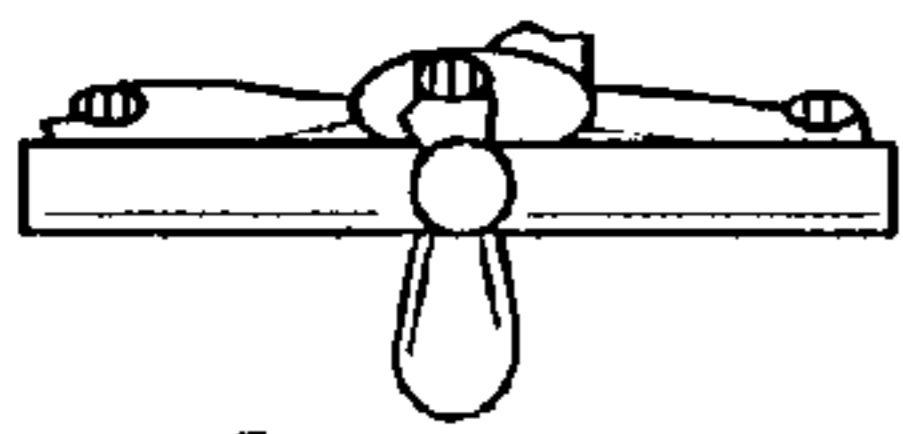


Fig. 5

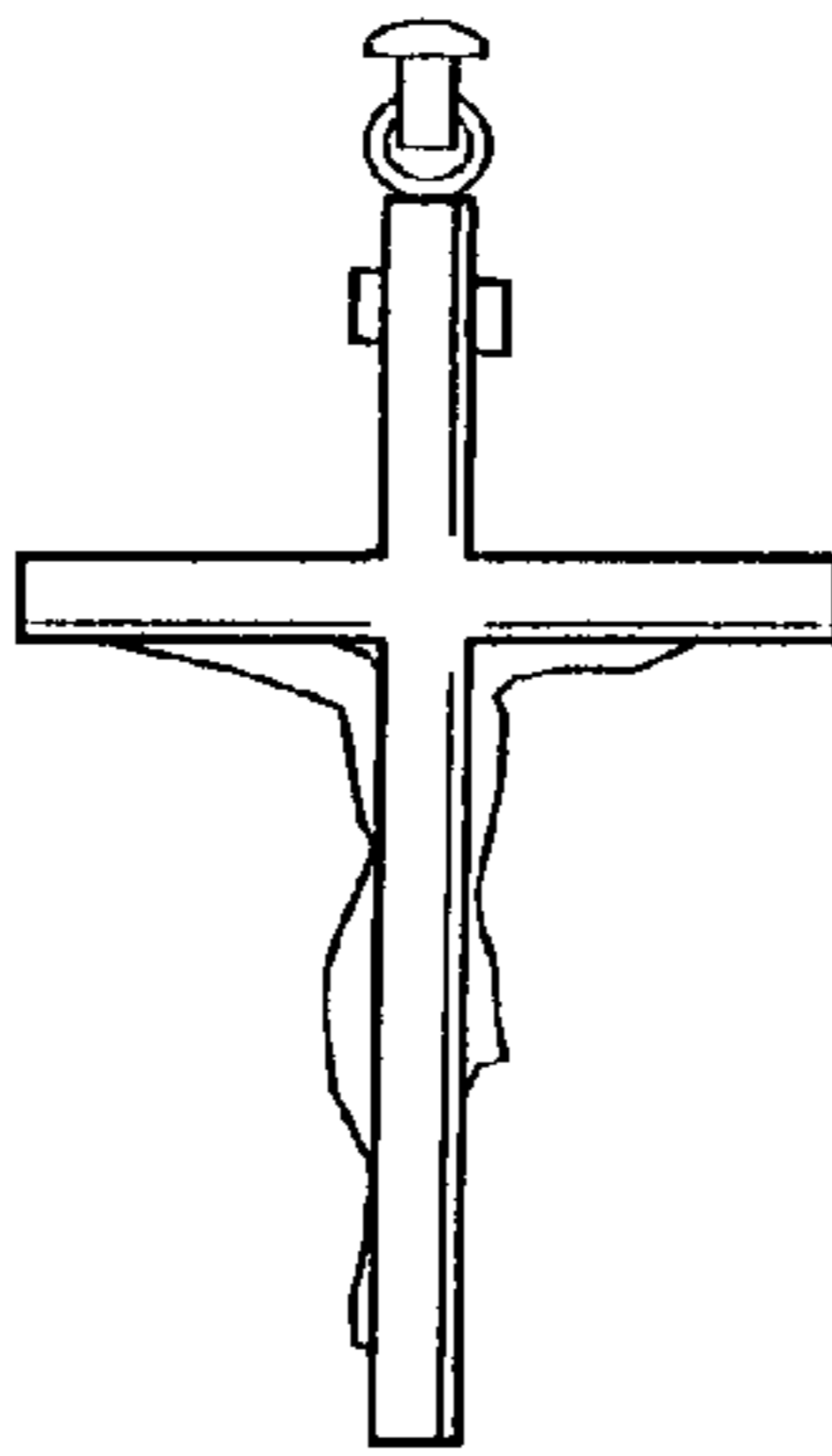


Fig. 6




Fig. 7



Fig. 8




Fig. 9

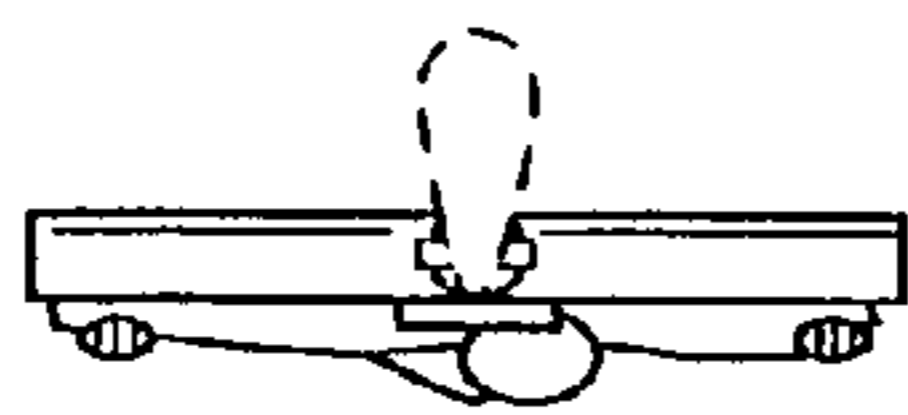


Fig. 10

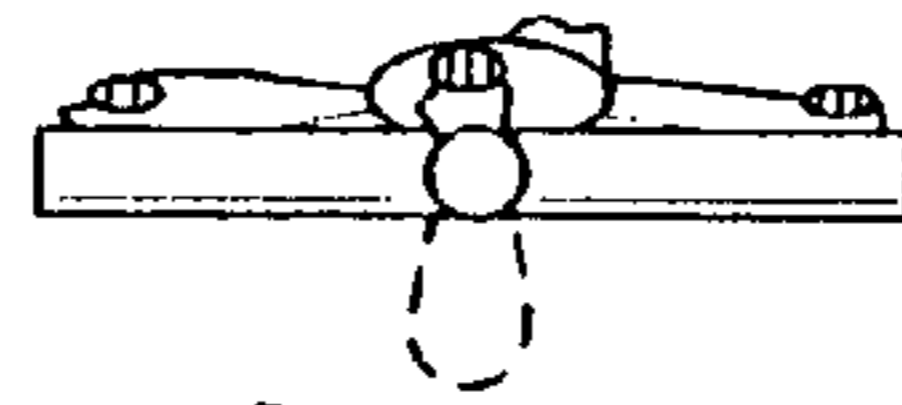


Fig. 11

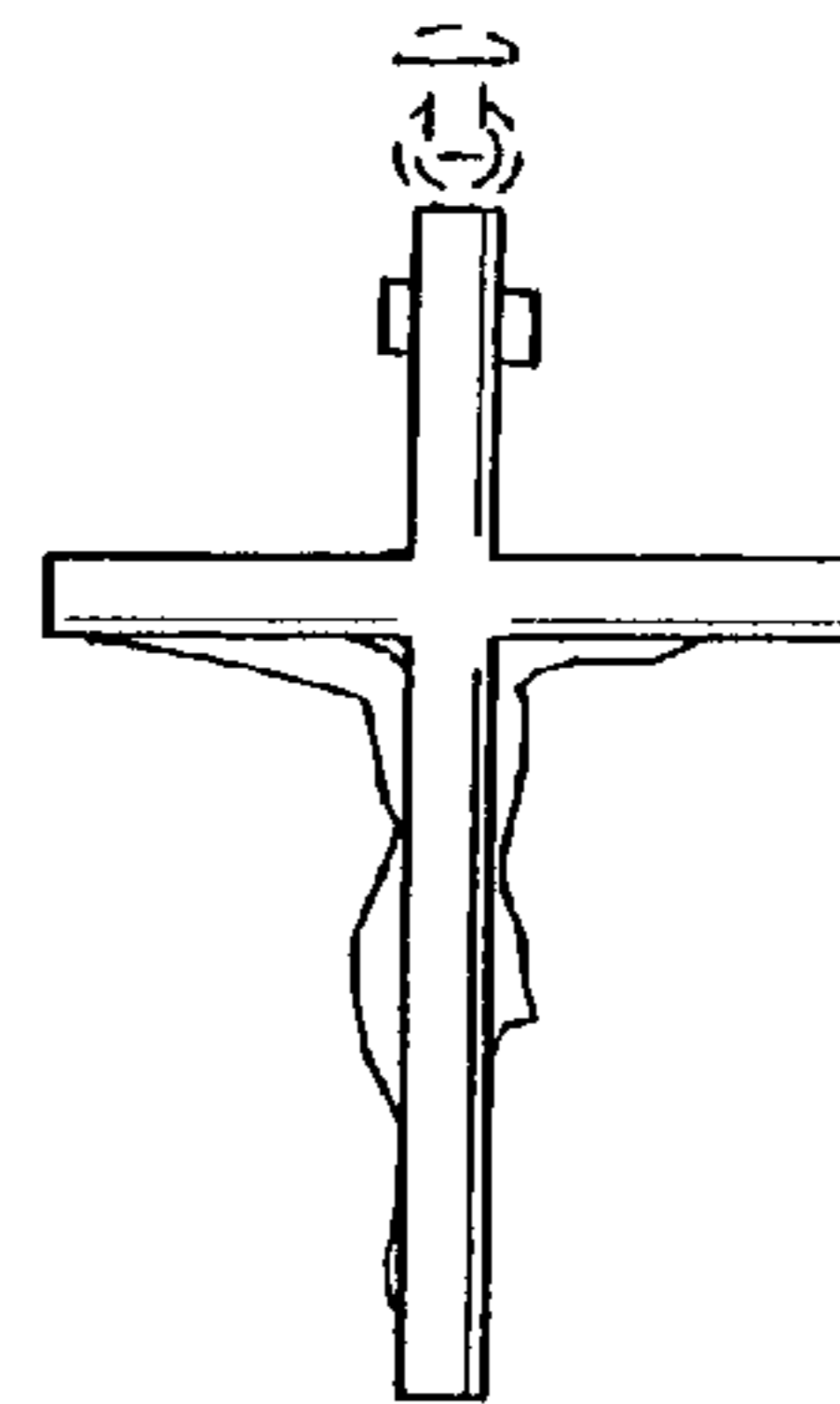


Fig. 12




Fig. 13




Fig. 14




Fig. 15

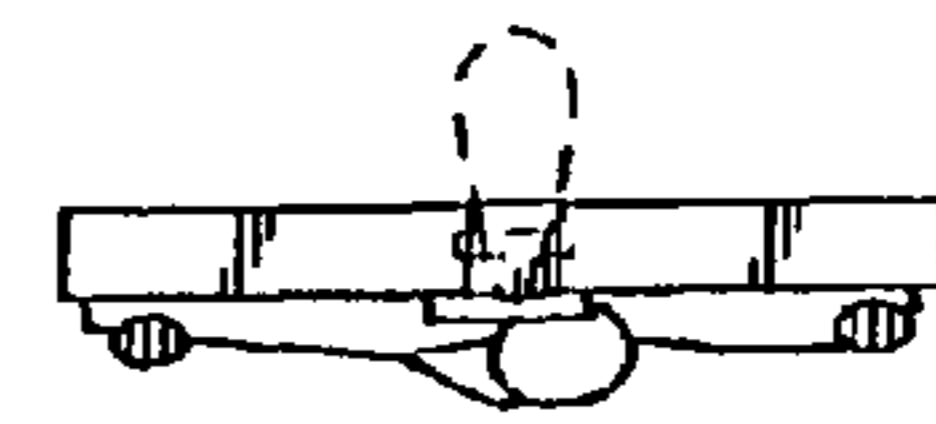


Fig. 16

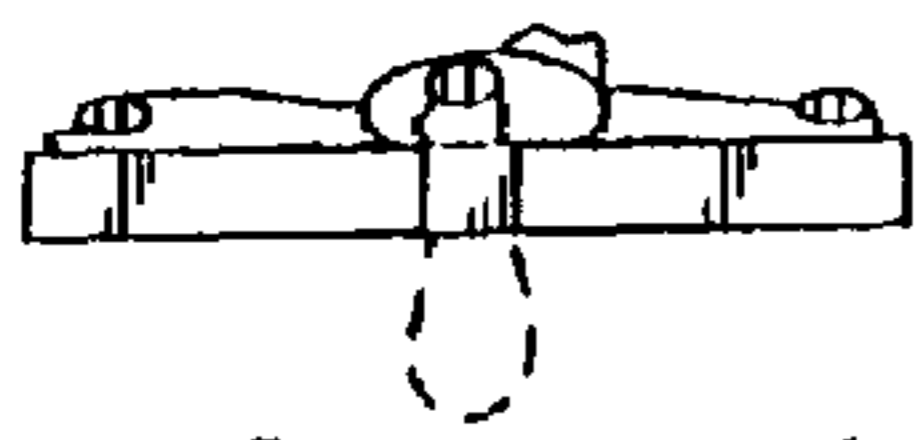


Fig. 17

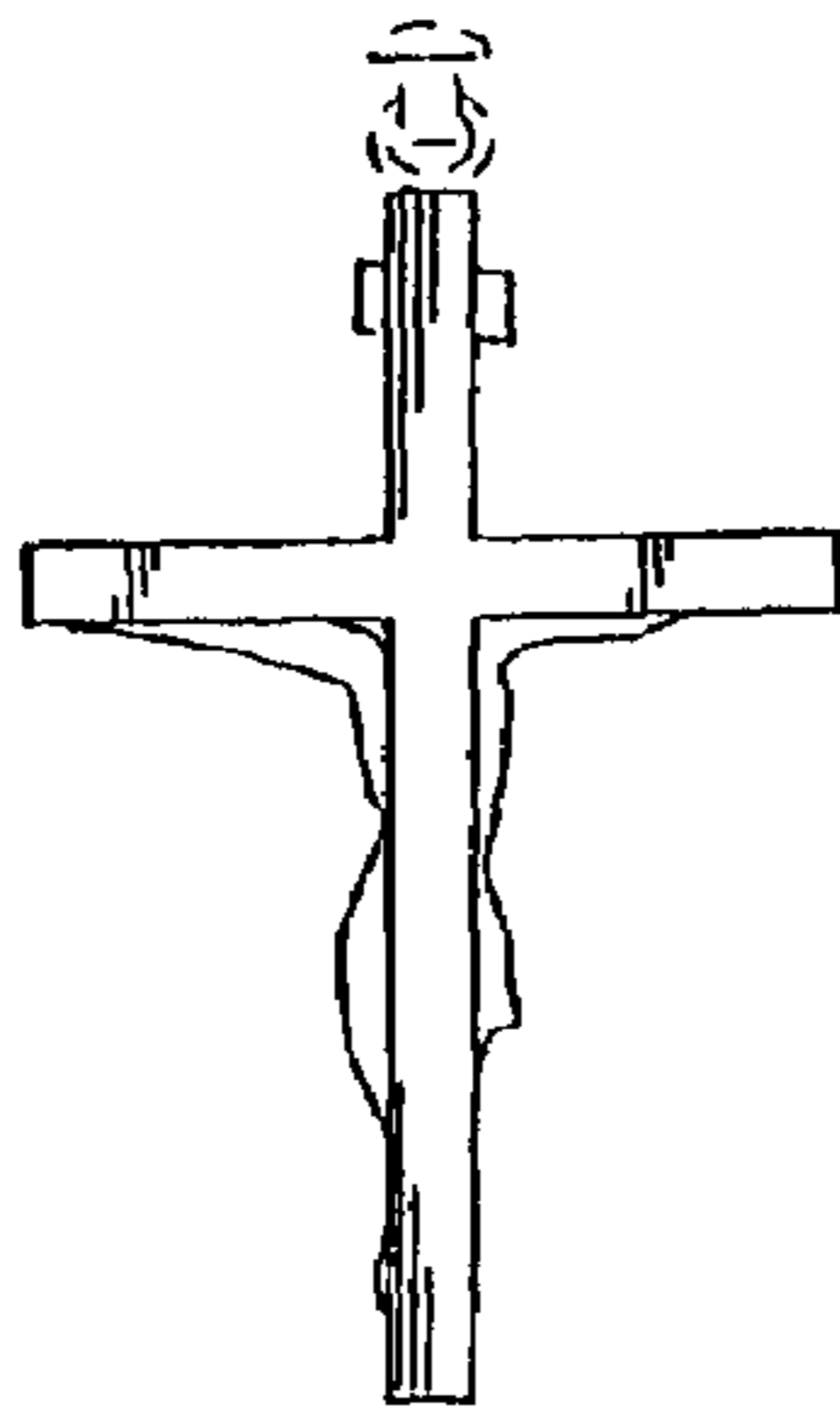


Fig. 18




Fig. 19




Fig. 20




Fig. 21



Fig. 22

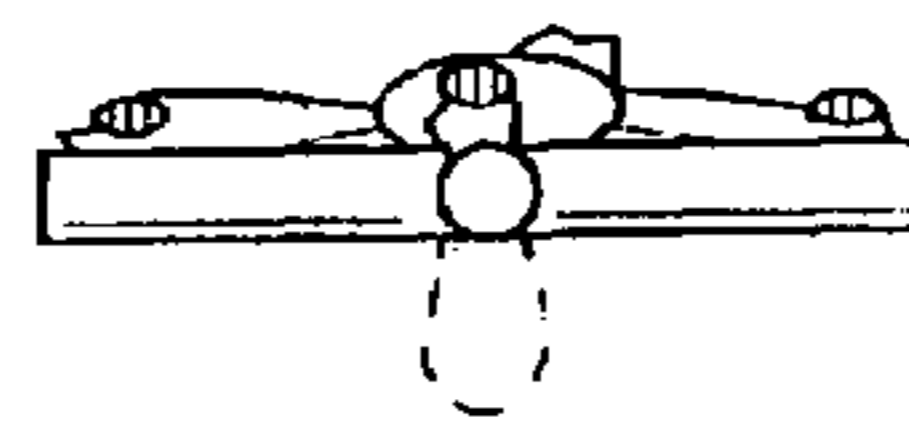


Fig. 23

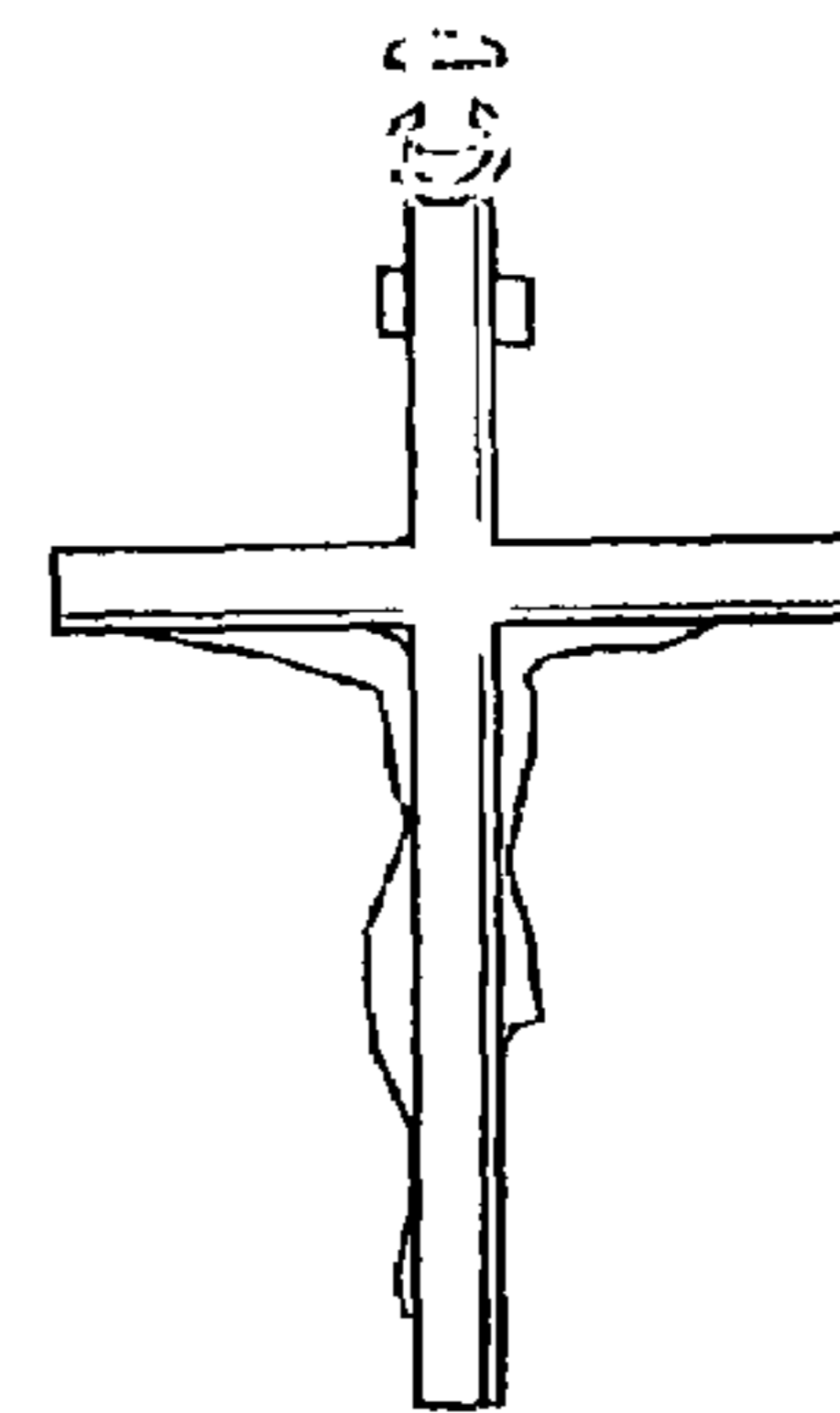


Fig. 24




Fig. 25




Fig. 26




Fig. 27

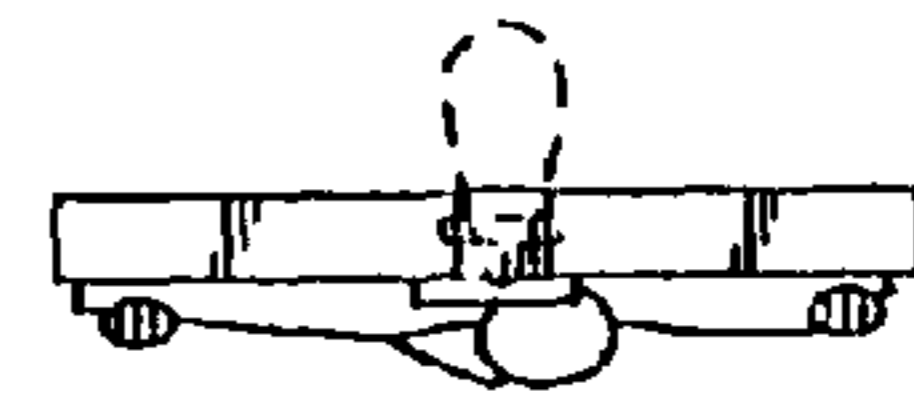


Fig. 28



Fig. 29

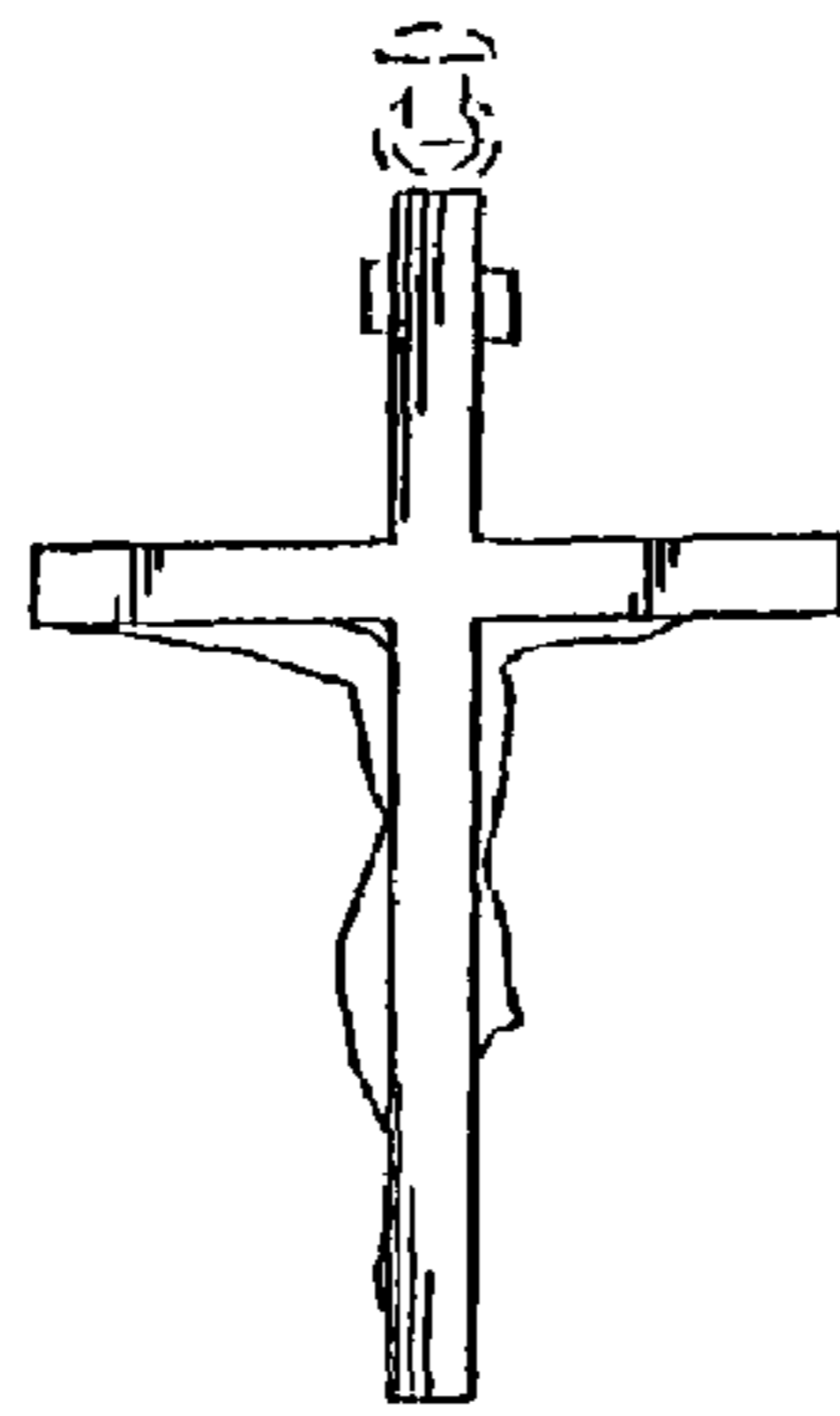


Fig. 30




Fig. 31




Fig. 32




Fig. 33



Fig. 34

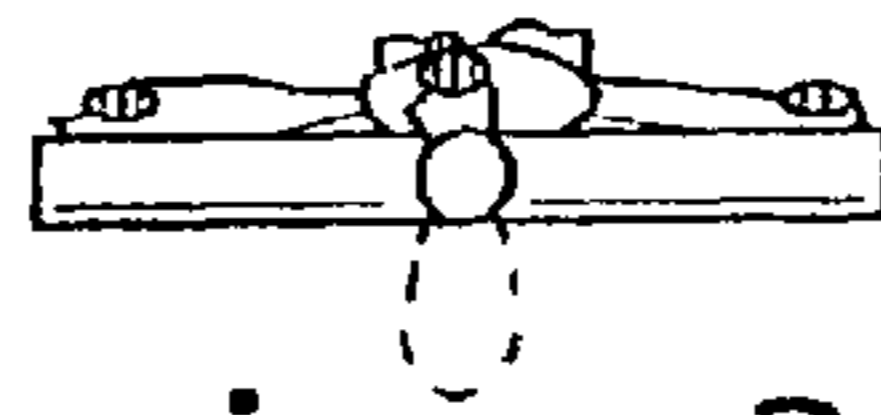


Fig. 35

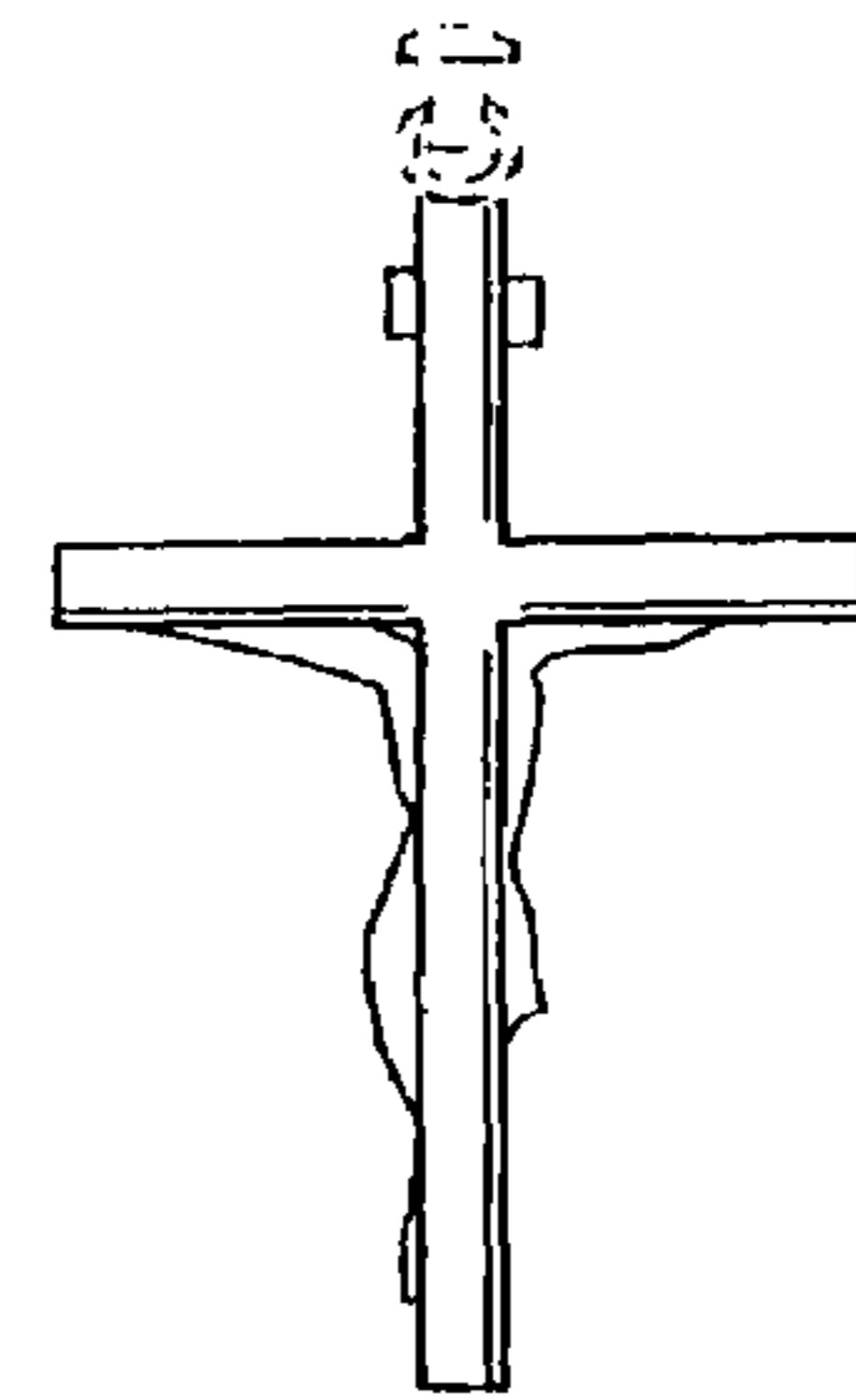


Fig. 36




Fig. 37




Fig. 38




Fig. 39

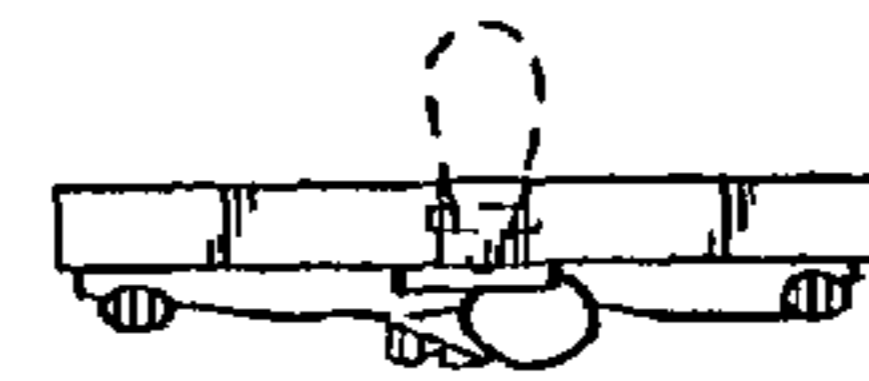


Fig. 40



Fig. 41

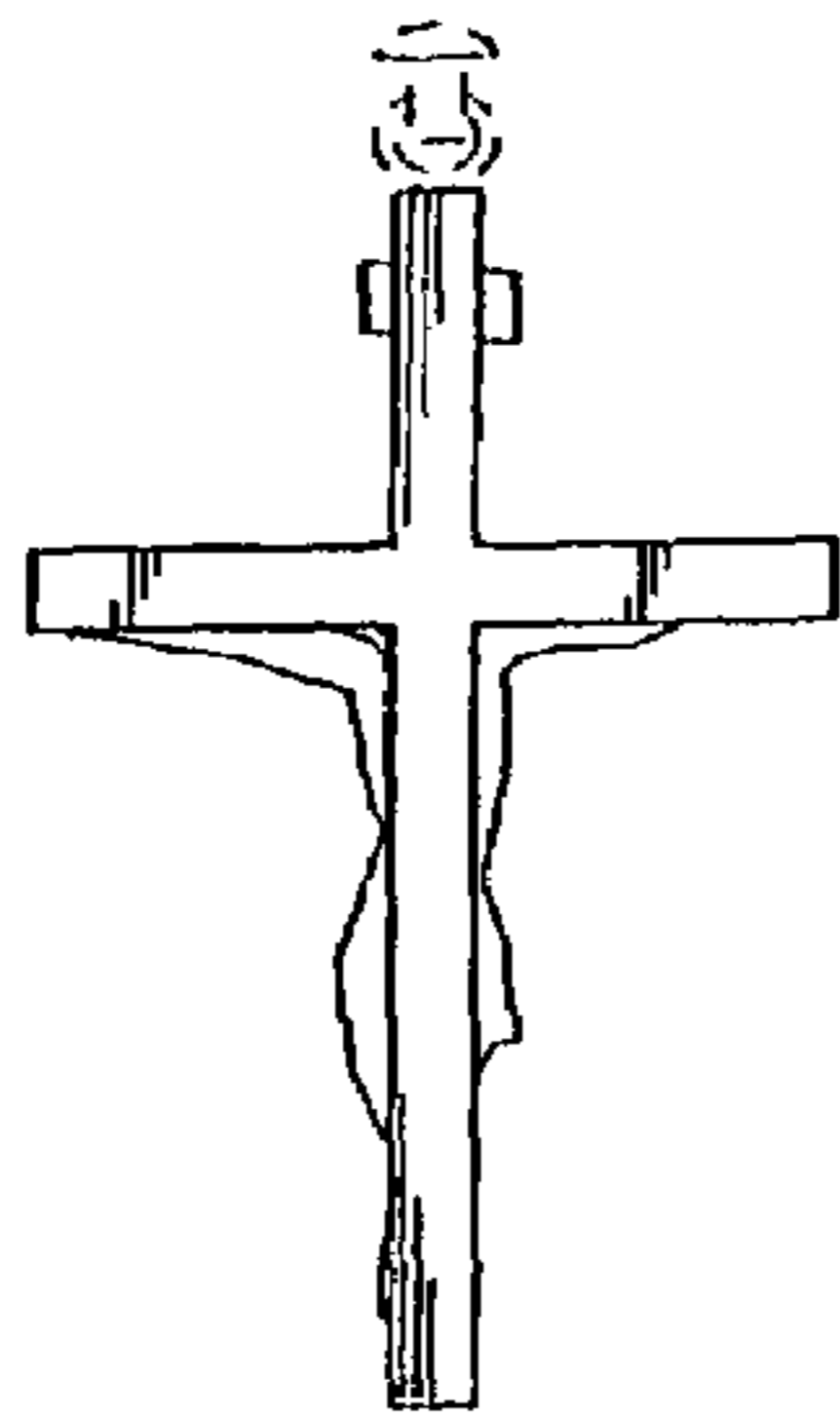


Fig. 42




Fig. 43




Fig. 44



Fig. 45

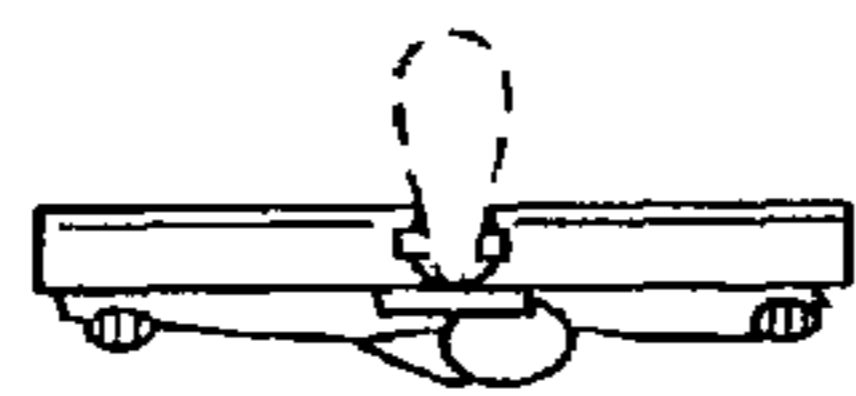


Fig. 46



Fig. 47

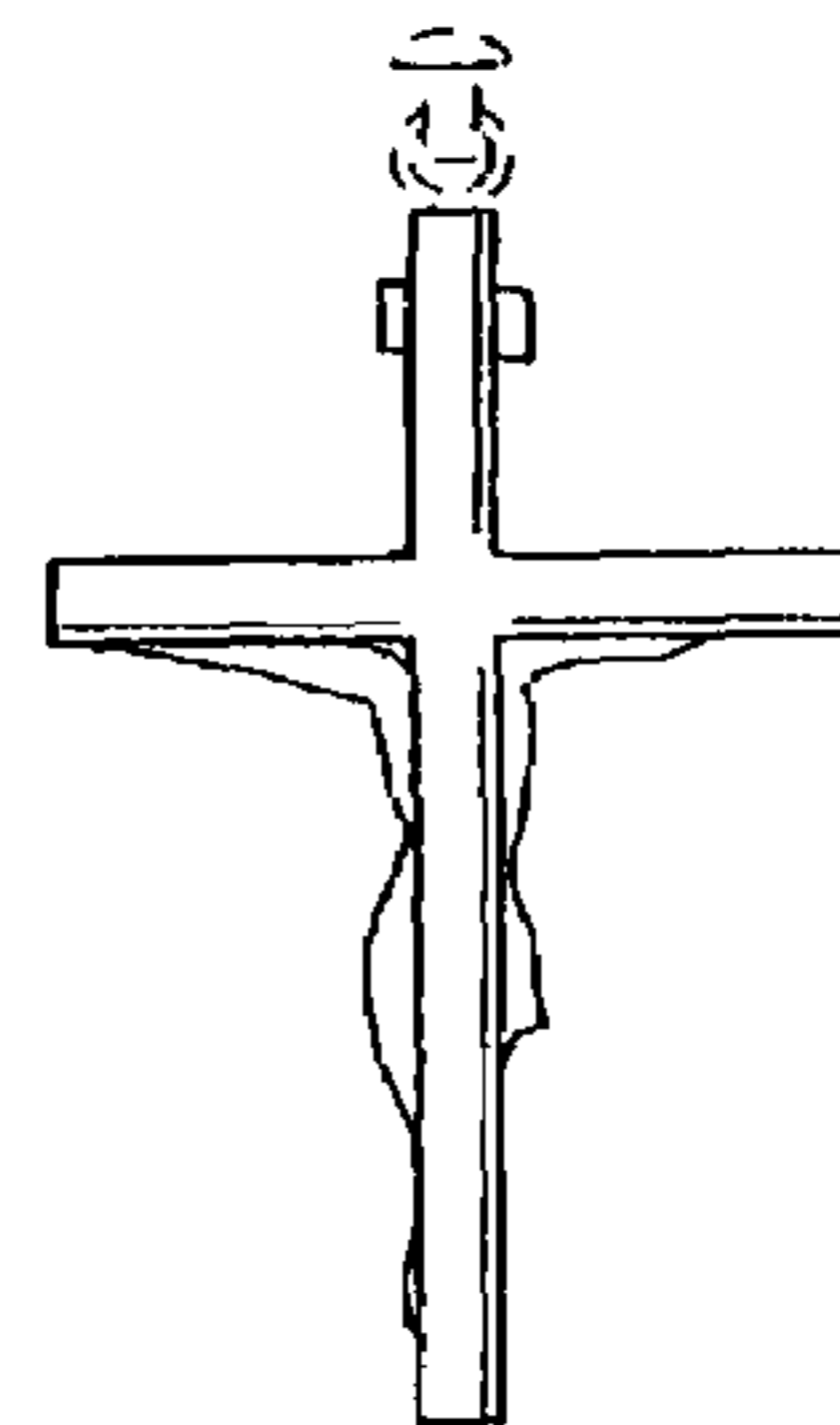


Fig. 48




Fig. 49



Fig. 50



Fig. 51

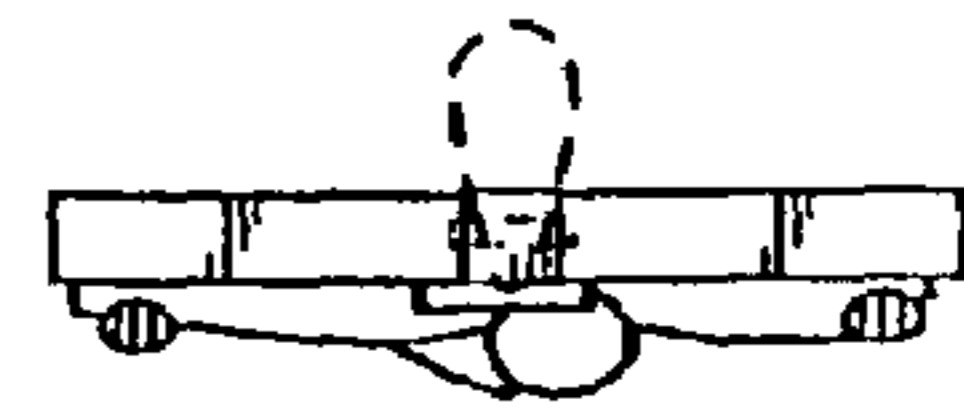


Fig. 52



Fig. 53

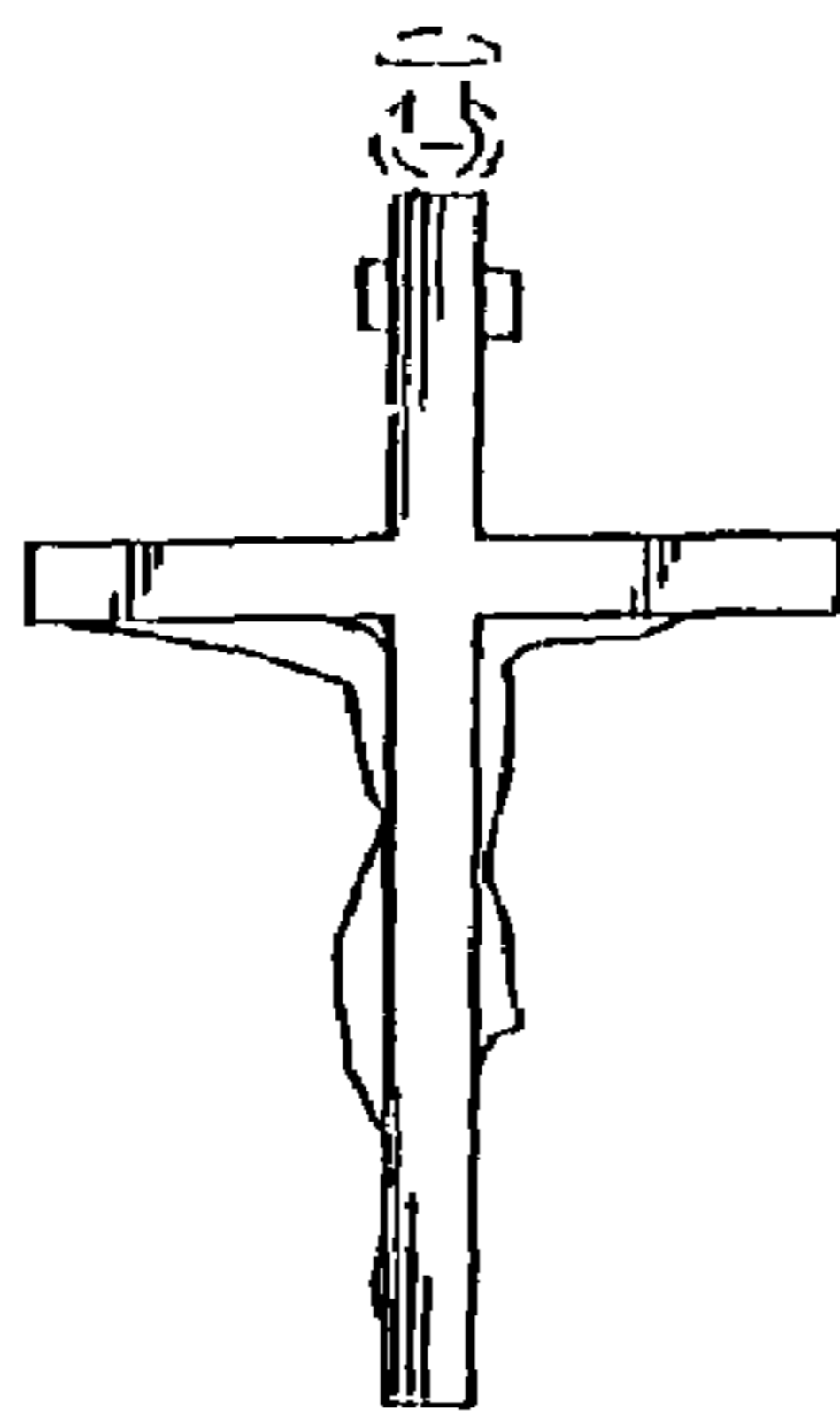


Fig. 54




Fig. 55




Fig. 56

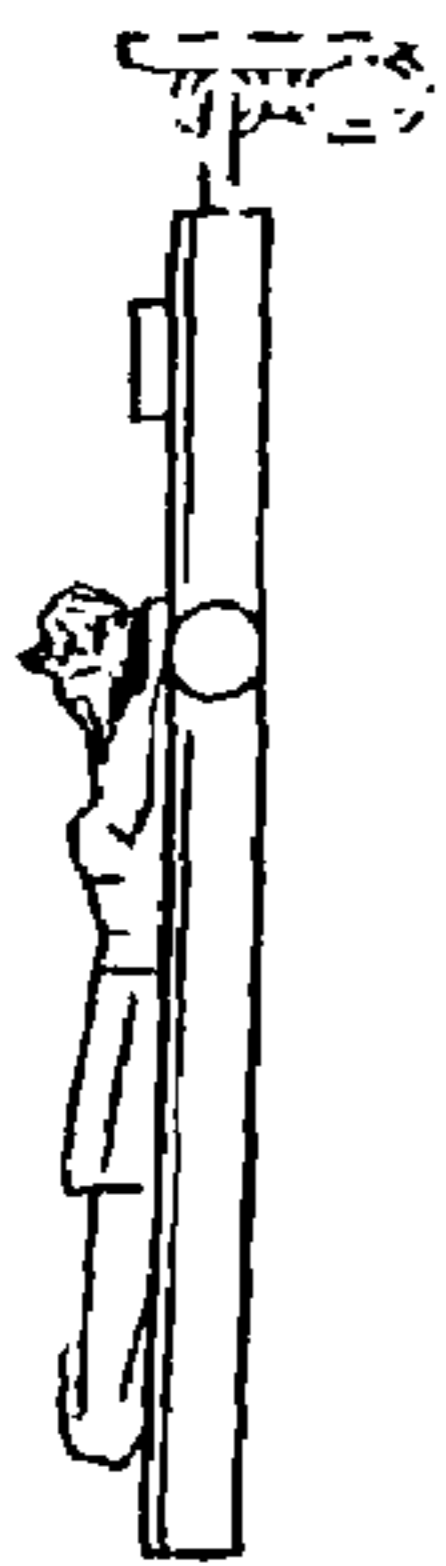


Fig. 57



Fig. 58

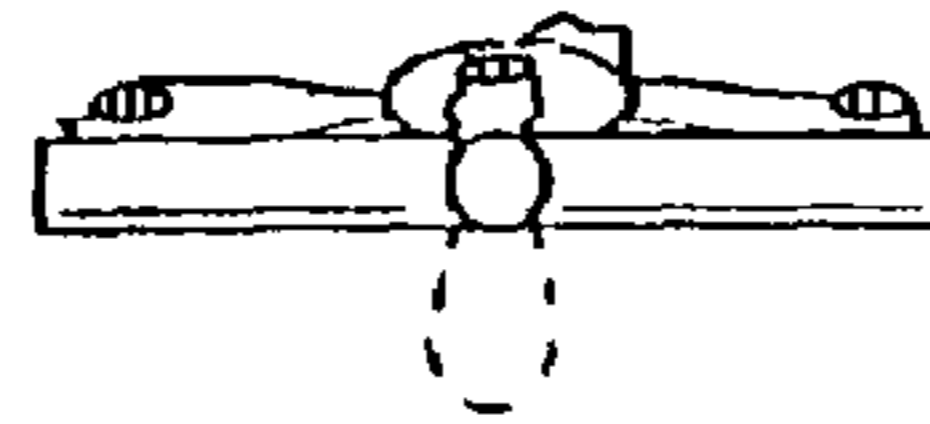


Fig. 59

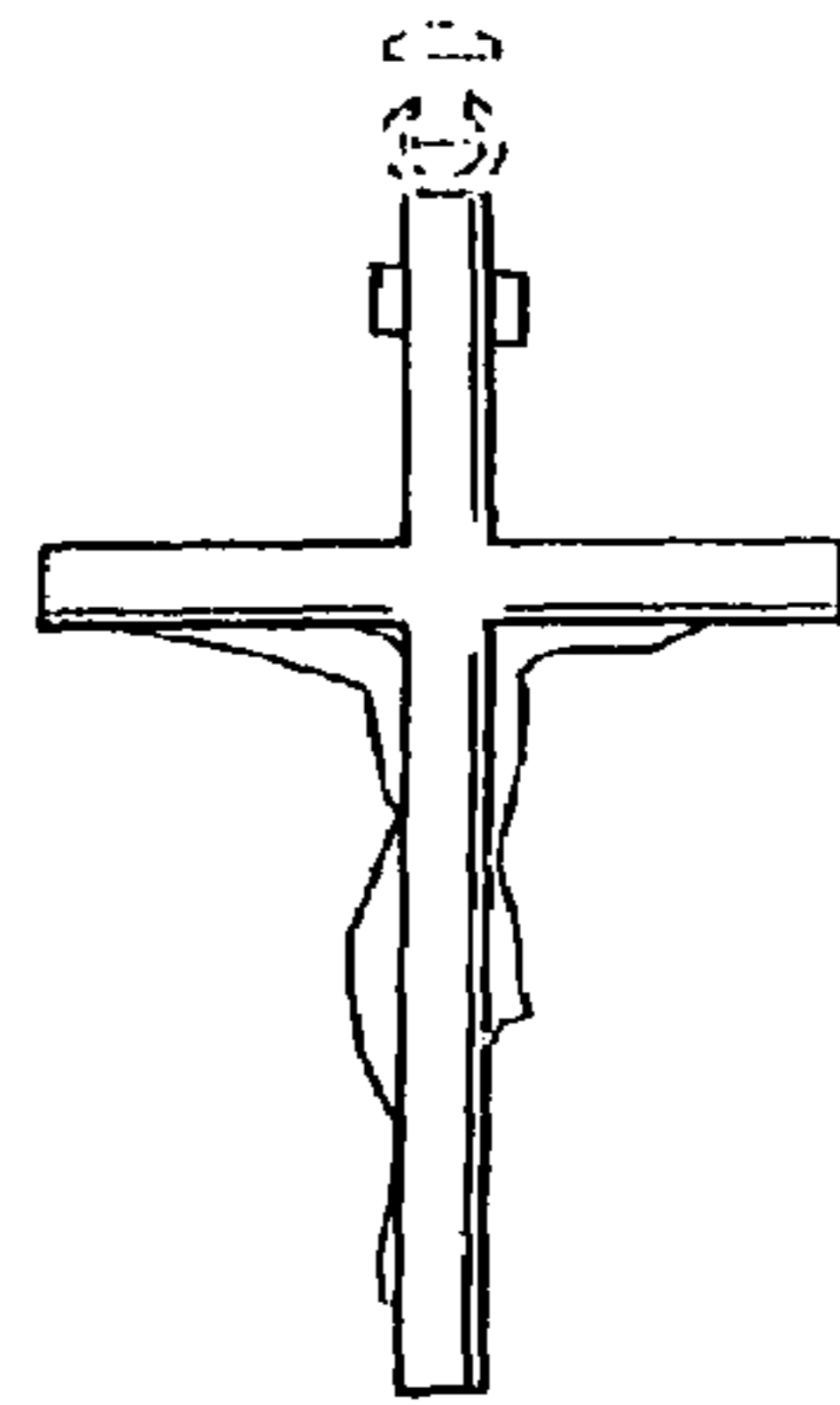


Fig. 60




Fig. 61



Fig. 62



Fig. 63



Fig. 64



Fig. 65

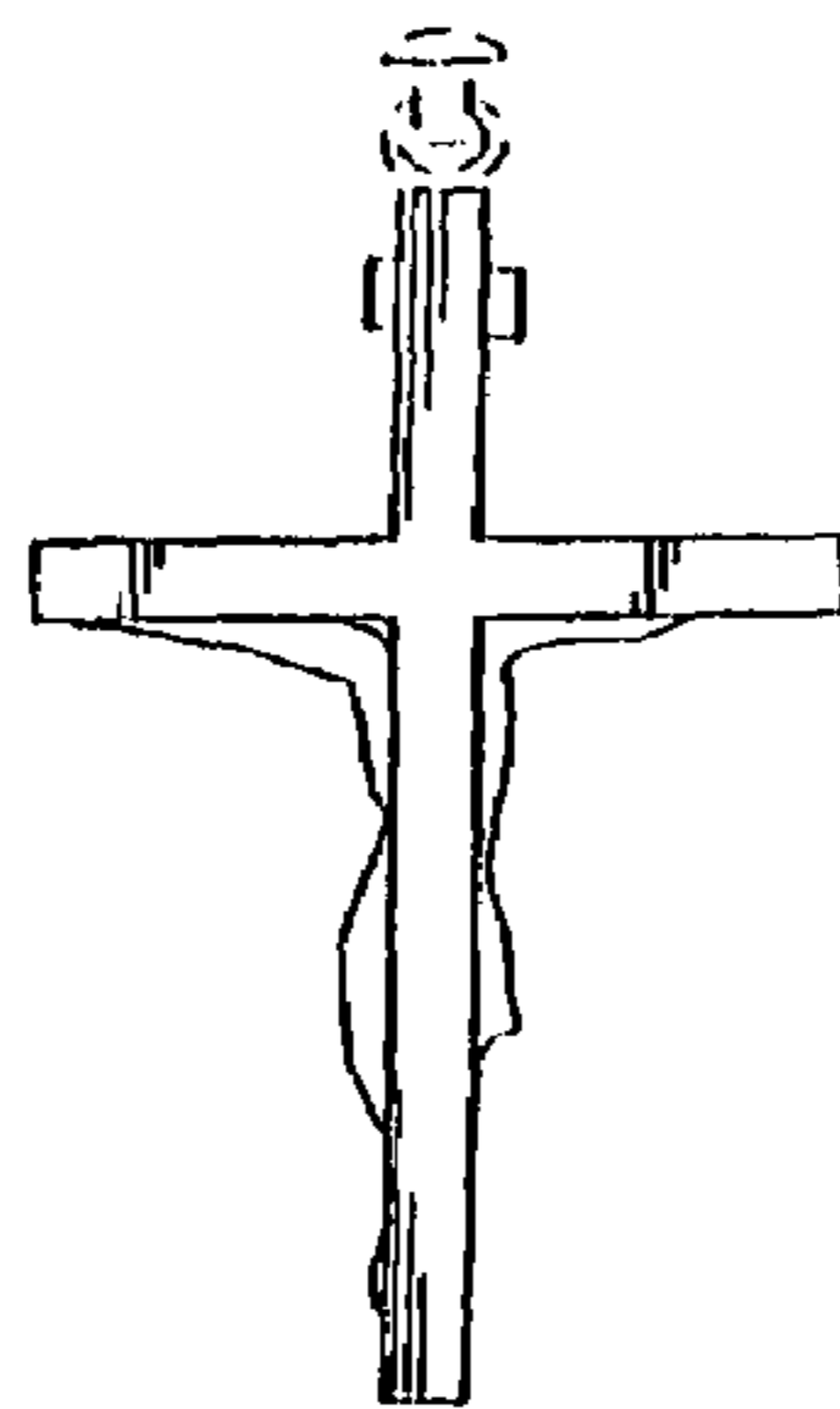


Fig. 66




Fig. 67




Fig. 68




Fig. 69



Fig. 70



Fig. 71

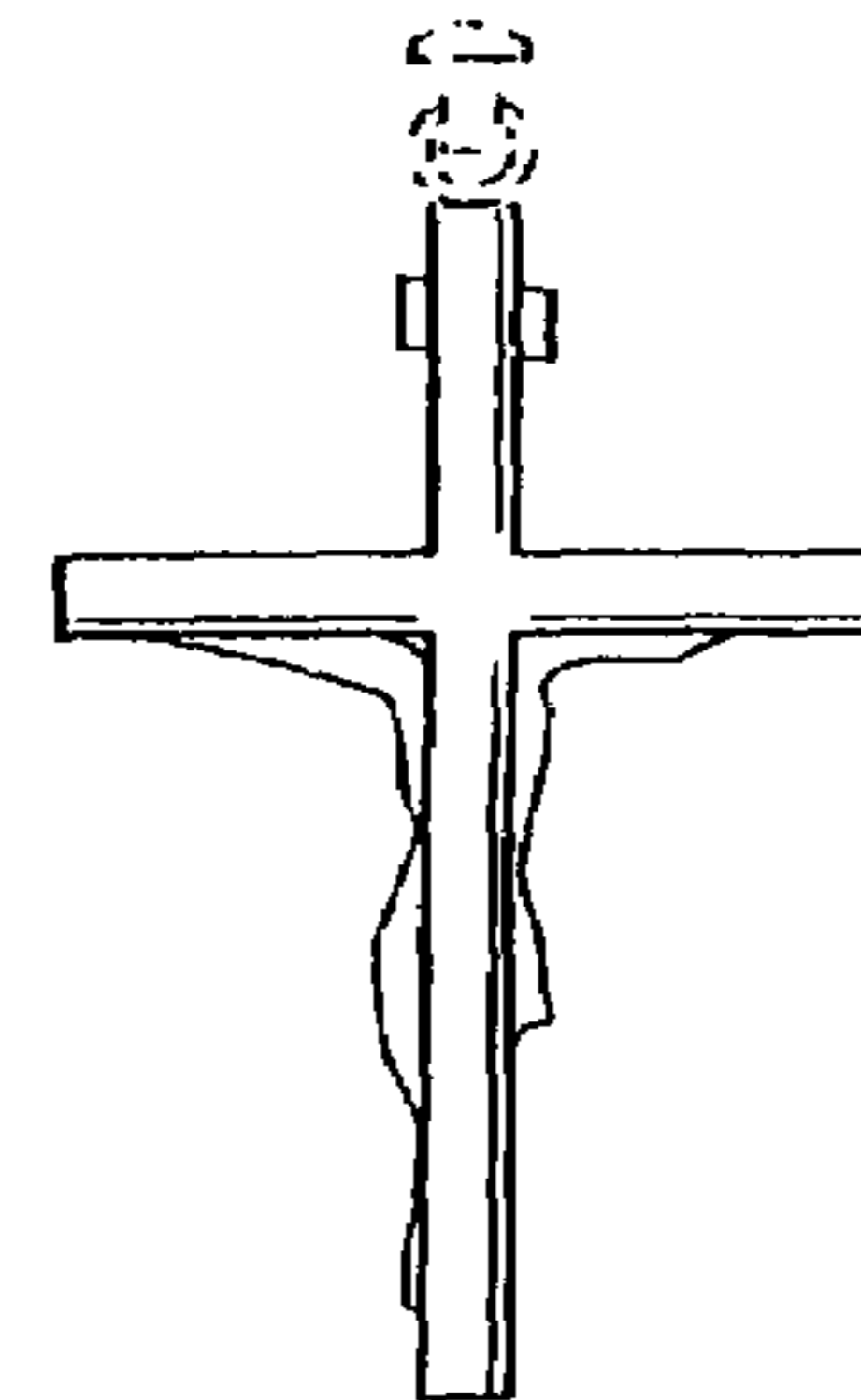


Fig. 72




Fig. 73




Fig. 74



Fig. 75

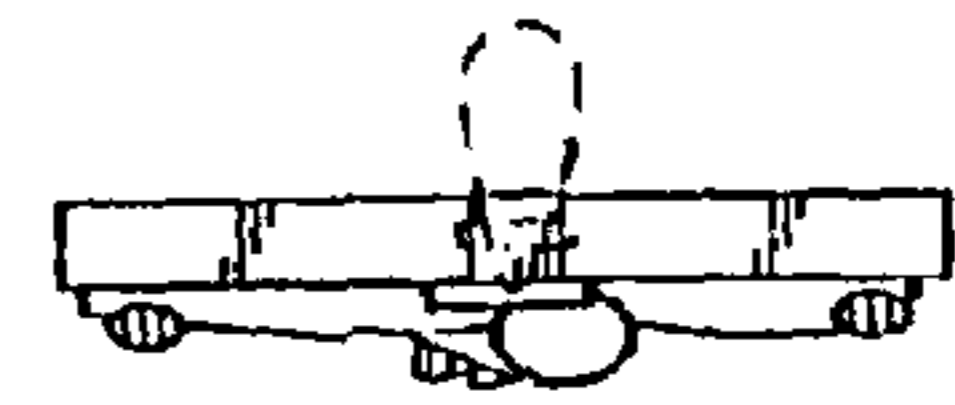


Fig. 76



Fig. 77

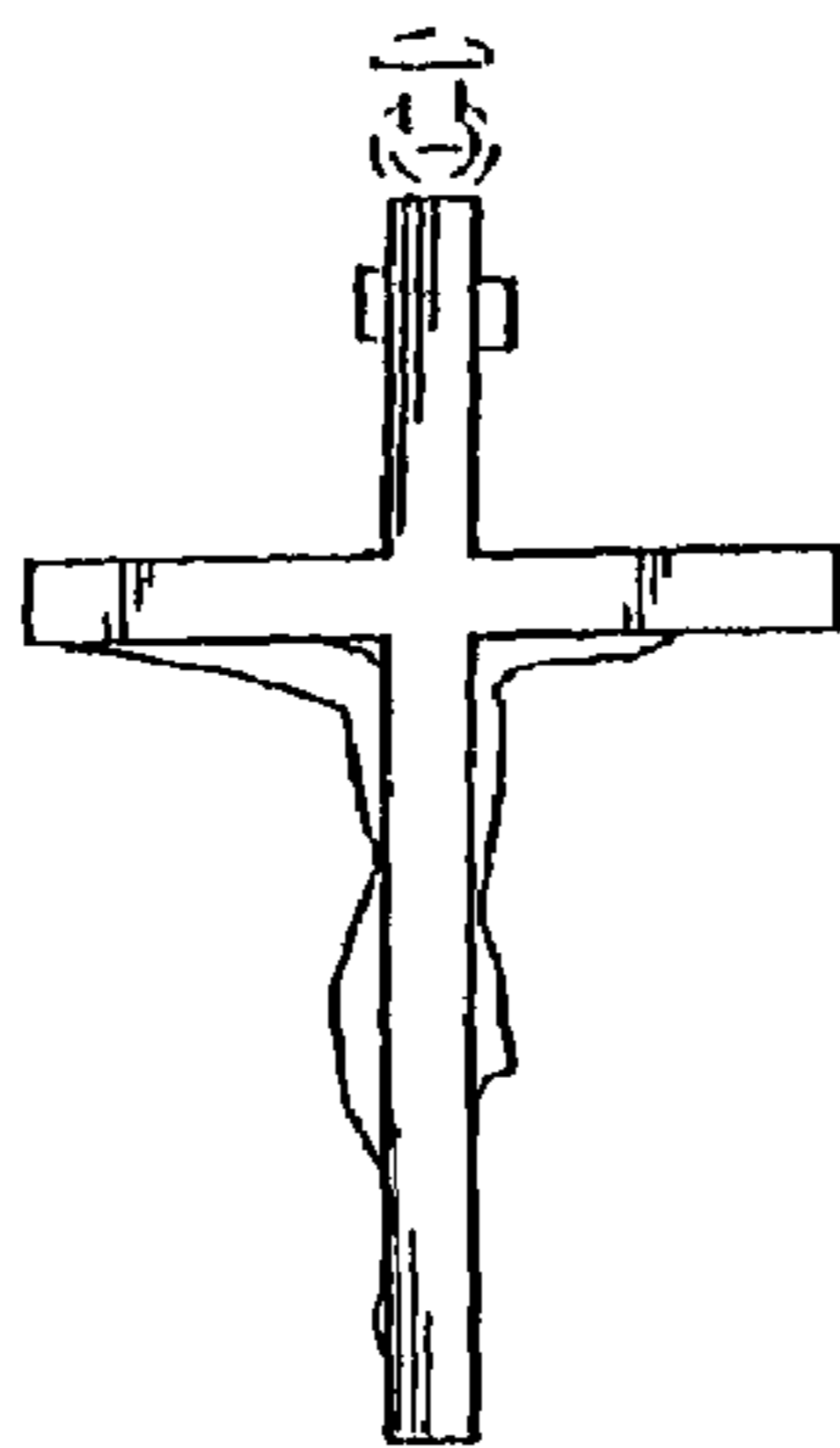


Fig. 78