



US00D601440S

(12) **United States Design Patent**
Sirmakes

(10) **Patent No.:** **US D601,440 S**

(45) **Date of Patent:** **** Oct. 6, 2009**

(54) **WRISTWATCH**

(75) **Inventor:** **Vartan Sirmakes**, Genthod (CH)

(73) **Assignee:** **Franck Muller Watchland SA**, Genthod (CH)

(**) **Term:** **14 Years**

(21) **Appl. No.:** **29/327,526**

(22) **Filed:** **Nov. 7, 2008**

(30) **Foreign Application Priority Data**

May 7, 2008 (CH) 135011

(51) **LOC (9) Cl.** **10-02**

(52) **U.S. Cl.** **D10/32**

(58) **Field of Classification Search** D10/30-39,
D10/122-126; D11/3; 368/276, 281, 282,
368/285, 80, 223, 228, 232

See application file for complete search history.

(56) **References Cited**

U.S. PATENT DOCUMENTS

1,905,682	A *	4/1933	Carlson	368/281
2,518,163	A *	8/1950	Megar	63/4
D365,772	S *	1/1996	Wunderman	D10/32
D404,320	S *	1/1999	Chodat	D10/39
D444,406	S *	7/2001	Hysek	D10/126
D454,802	S *	3/2002	Hegi	D10/39
D456,274	S *	4/2002	Mille	D10/30
D493,375	S *	7/2004	Arabov	D10/39
D494,478	S *	8/2004	Arabov	D10/39
D494,490	S *	8/2004	Chodat	D10/126

D495,613	S *	9/2004	Ellia	D10/39
D496,296	S *	9/2004	Nataf	D10/126
D506,684	S *	6/2005	Junod	D10/30
D512,654	S *	12/2005	Scheufele	D10/39
D516,932	S *	3/2006	Nataf	D10/126
D523,356	S *	6/2006	Bedat	D10/32
D524,181	S *	7/2006	Nataf	D10/126
D546,207	S *	7/2007	Sirmakes	D10/39
D553,020	S *	10/2007	Sirmakes	D10/32
D558,068	S *	12/2007	Sirmakes	D10/39
D558,608	S *	1/2008	Iff	D10/32
D558,615	S *	1/2008	Sirmakes	D10/39
D559,142	S *	1/2008	Nussbaumer	D10/125
D560,124	S *	1/2008	Sirmakes	D10/32
D561,050	S *	2/2008	Laucella	D10/39
D580,278	S *	11/2008	Hegi	D10/32

* cited by examiner

Primary Examiner—Lucy Lieberman

(74) *Attorney, Agent, or Firm*—Sughrue Mion, PLLC

(57) **CLAIM**

The ornamental design for a wristwatch, as shown and described.

DESCRIPTION

FIG. 1 is a front elevational view of a wristwatch showing my new design;

FIG. 2 is a perspective view of the front and right side thereof;

FIG. 3 is a right side elevation of the wristwatch shown with the watchband in a different assembled position; and,

FIG. 4 is a rear elevational view thereof.

1 Claim, 4 Drawing Sheets






FIG. 1



FIG. 2

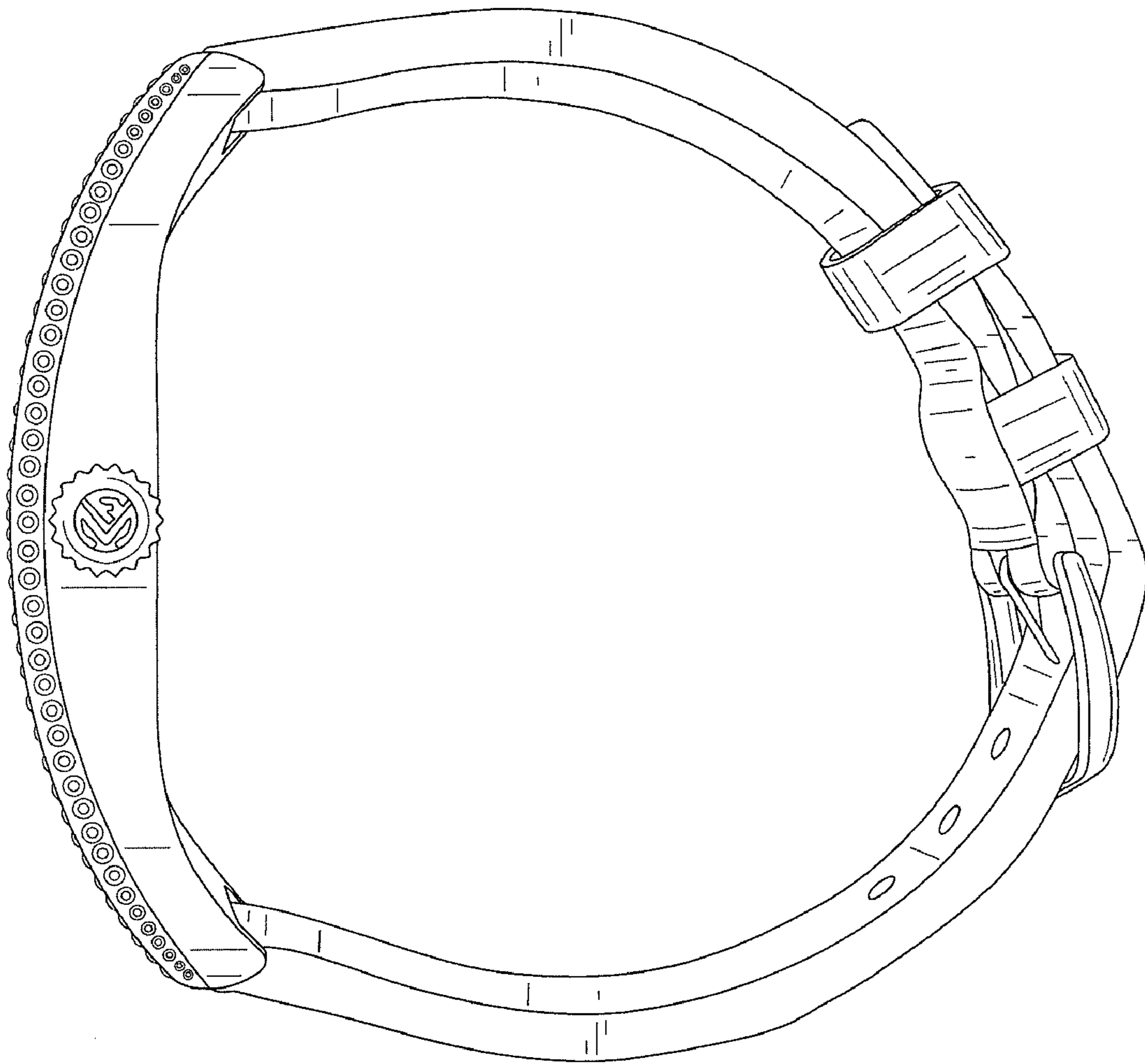


FIG. 3

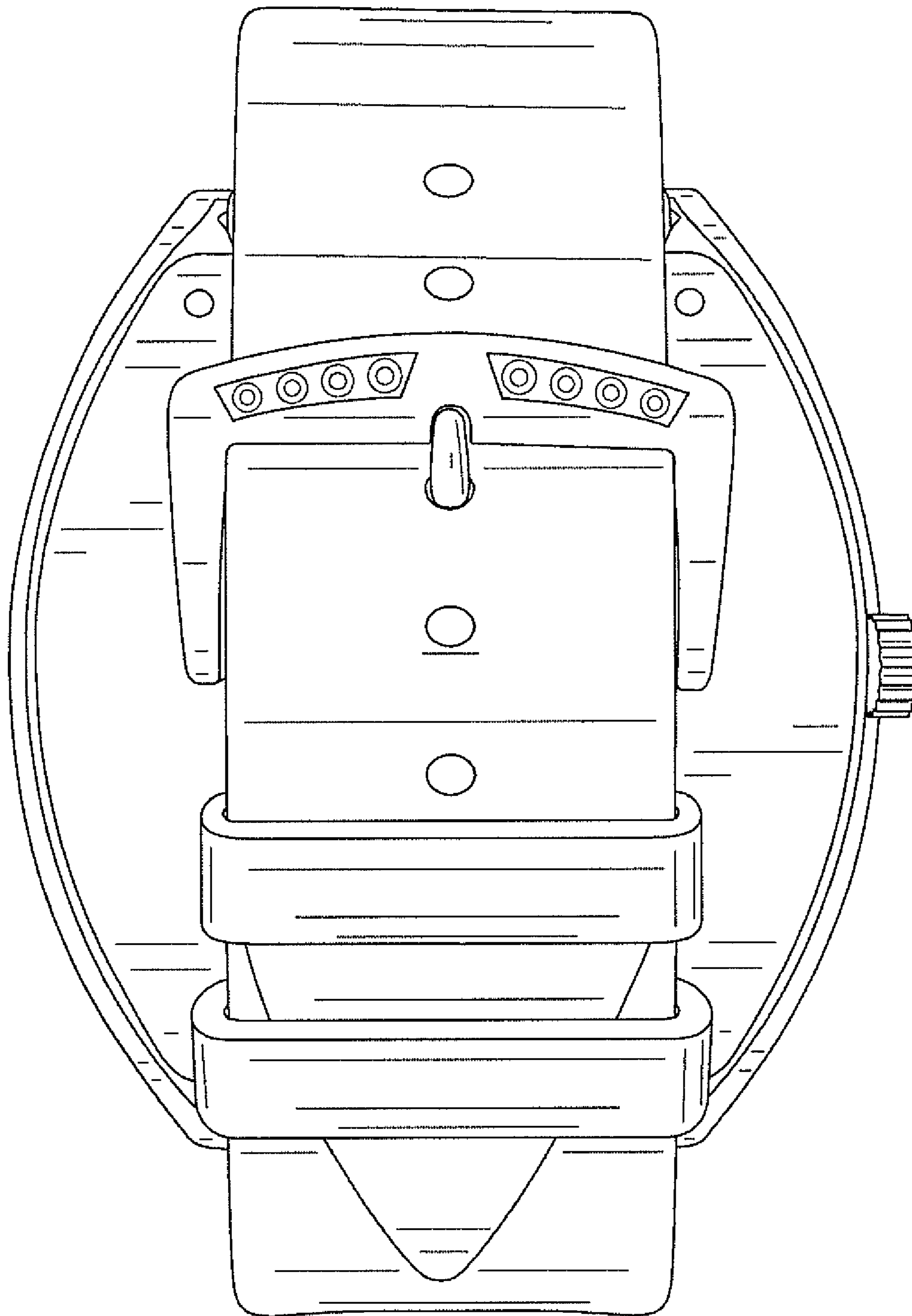


FIG. 4