



US00D601434S

(12) **United States Design Patent**
Zhu

(10) **Patent No.:** **US D601,434 S**

(45) **Date of Patent:** **** Oct. 6, 2009**

(54) **LUBRICANT BAG FOR PAPER SHREDDER**

(76) Inventor: **Yulian Zhu**, Jinxia, Changan Town,
Dongguan City, Guangdong Province
(CN)

(**) Term: **14 Years**

(21) Appl. No.: **29/318,263**

(22) Filed: **May 16, 2008**

(51) **LOC (9) Cl.** **09-05**

(52) **U.S. Cl.** **D9/707; D18/34.9; D15/150;**
D9/715

(58) **Field of Classification Search** D18/14-18,
D18/34.1, 34.2, 36-41, 46-49, 53, 35.1, 51;
D14/302, 305; 399/1-7, 16, 75, 81, 107,
399/130, 151, 361, 365, 367, 381-383, 388;
D15/150; D9/715, 720, 721

See application file for complete search history.

(56) **References Cited**

U.S. PATENT DOCUMENTS

4,891,265 A * 1/1990 Samagalsky 428/74
5,407,489 A * 4/1995 Hoover 134/6
5,494,229 A * 2/1996 Rokos et al. 241/15

7,166,561 B2 * 1/2007 Allen 508/100
D541,849 S * 5/2007 King et al D18/50
7,387,270 B2 * 6/2008 Wang 241/301
2006/0169619 A1 * 8/2006 Wang 206/484
2006/0243631 A1 * 11/2006 Duke 206/525
2007/0080252 A1 * 4/2007 Pierce et al. 241/236

* cited by examiner

Primary Examiner—Charles A Rademaker

Assistant Examiner—Charles D Hanson

(57) **CLAIM**

The ornamental design for a lubricant bag for paper shredder,
as shown.

DESCRIPTION

FIG. 1 is a front elevational view of a lubricant bag for paper
shredder showing my new design;

FIG. 2 is a rear elevational view thereof;


FIG. 3 is a left side view thereof;

FIG. 4 is a right side view thereof;

FIG. 5 is a top plan view thereof; and,

FIG. 6 is a bottom plan view thereof.

1 Claim, 3 Drawing Sheets






FIG. 1




FIG. 2



FIG. 3

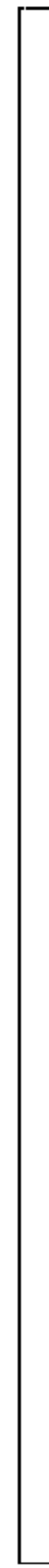


FIG. 4




FIG. 5




FIG. 6