



US00D601432S

(12) **United States Design Patent**  
**Lee**

(10) **Patent No.:** **US D601,432 S**  
(45) **Date of Patent:** **\*\* Oct. 6, 2009**

(54) **PACKING CONTAINER**  
(75) Inventor: **Chung Kee Lee**, Seoul (KR)  
(73) Assignee: **Chong Woo Co., Ltd.** (KR)  
(\*\*) Term: **14 Years**  
(21) Appl. No.: **29/296,459**  
(22) Filed: **Oct. 22, 2007**

(30) **Foreign Application Priority Data**  
Sep. 3, 2007 (KR) ..... 30-2007-0037503

(51) **LOC (9) Cl.** ..... **09-01**  
(52) **U.S. Cl.** ..... **D9/694**  
(58) **Field of Classification Search** ..... D9/682-694,  
D9/516-575, 434-436, 447-450; 215/379,  
215/382, 383, 384; 220/662, 665, 669, 670,  
220/671, 675; 222/129, 135, 153.01, 153.03,  
222/153.04, 153.09, 153.11-153.14, 631,  
222/635, 209, 211-213, 215, 321.7-321.9,  
222/372, 373, 378, 379, 383.1, 384-386,  
222/398, 400.7, 400.8, 401, 402.1-402.25  
See application file for complete search history.

(56) **References Cited**

**U.S. PATENT DOCUMENTS**

D295,834 S \* 5/1988 Crapser ..... D9/686  
4,773,562 A \* 9/1988 Gueret ..... 222/135  
D304,677 S \* 11/1989 Nitta ..... D9/687  
D317,863 S \* 7/1991 Litton et al. .... D9/694  
D318,794 S \* 8/1991 Litton et al. .... D9/694  
D352,657 S \* 11/1994 Gonda et al. .... D9/694  
D367,230 S \* 2/1996 Paglina ..... D9/529  
5,611,463 A \* 3/1997 Favre ..... 222/137  
5,873,494 A \* 2/1999 Dallas, Jr. .... 222/129  
5,934,515 A \* 8/1999 Bennett ..... 222/153.14  
6,672,483 B1 \* 1/2004 Roy ..... 222/145.1  
D510,527 S \* 10/2005 Tune ..... D9/684

D539,164 S \* 3/2007 Decottignies et al. .... D9/684  
D543,865 S \* 6/2007 Walters et al. .... D9/684  
D561,045 S \* 2/2008 Lee ..... D9/694  
2008/0237261 A1 \* 10/2008 van der Heijden ..... 222/135

**FOREIGN PATENT DOCUMENTS**

GB 1013044 \* 12/1983  
GB 1039055 \* 7/1987  
GB 2030443 \* 12/1993  
GB 2030446 \* 12/1993

\* cited by examiner

*Primary Examiner*—Catherine Tuttle

(74) *Attorney, Agent, or Firm*—Cantor Colburn LLP

(57) **CLAIM**

I claim, the ornamental design for a packaging container, as shown and described.

**DESCRIPTION**

FIG. 1 is a perspective view of a packaging container, showing my new design;

FIG. 2 is a front elevational view thereof;

FIG. 3 is a rear elevational view thereof;

FIG. 4 is a left side elevational view thereof;

FIG. 5 is a right side elevational view thereof;

FIG. 6 is a top plan view thereof;

FIG. 7 is a bottom plan view thereof, wherein the broken lines are included for the purpose of illustrating the central portion of the bottom surface that forms no part of the claimed design; and,

FIG. 8 is a perspective view showing the design in association with a cap shown in broken lines.

The broken line showing of the cap in FIG. 8 is for illustrative purposes only, and forms no part of the claimed design.

**1 Claim, 8 Drawing Sheets**

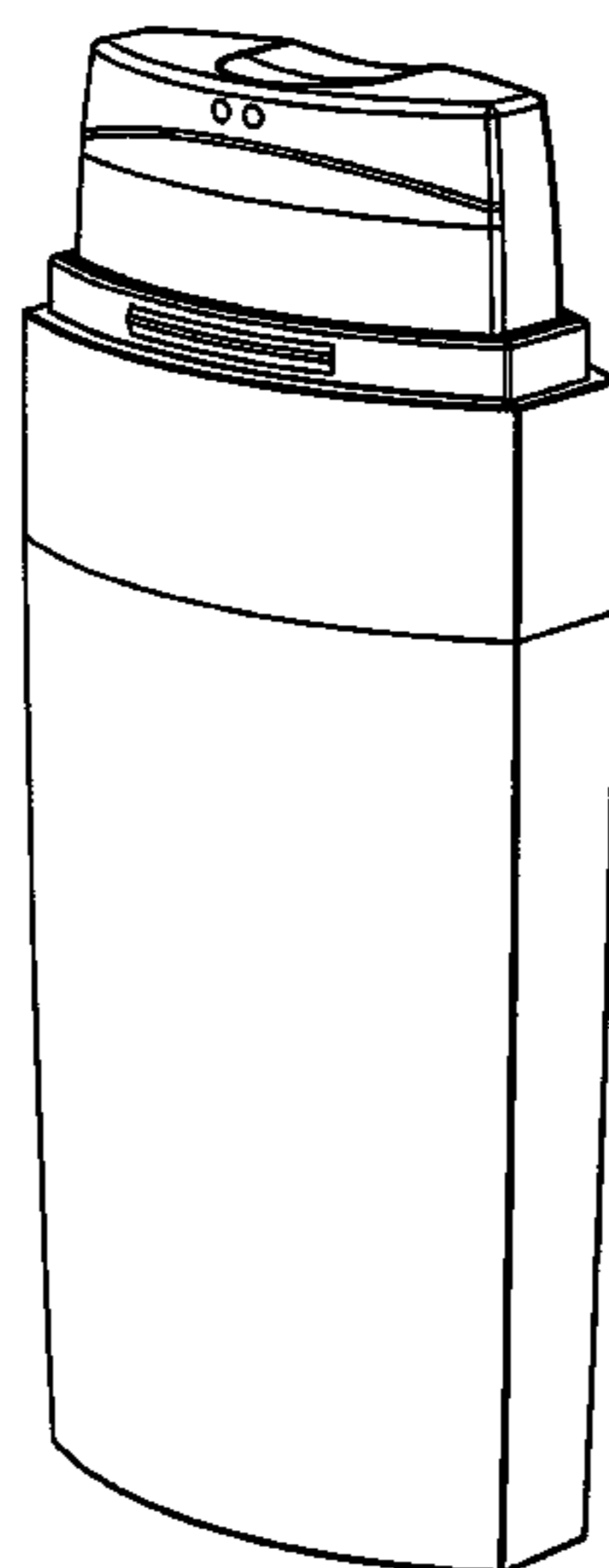


FIG. 1

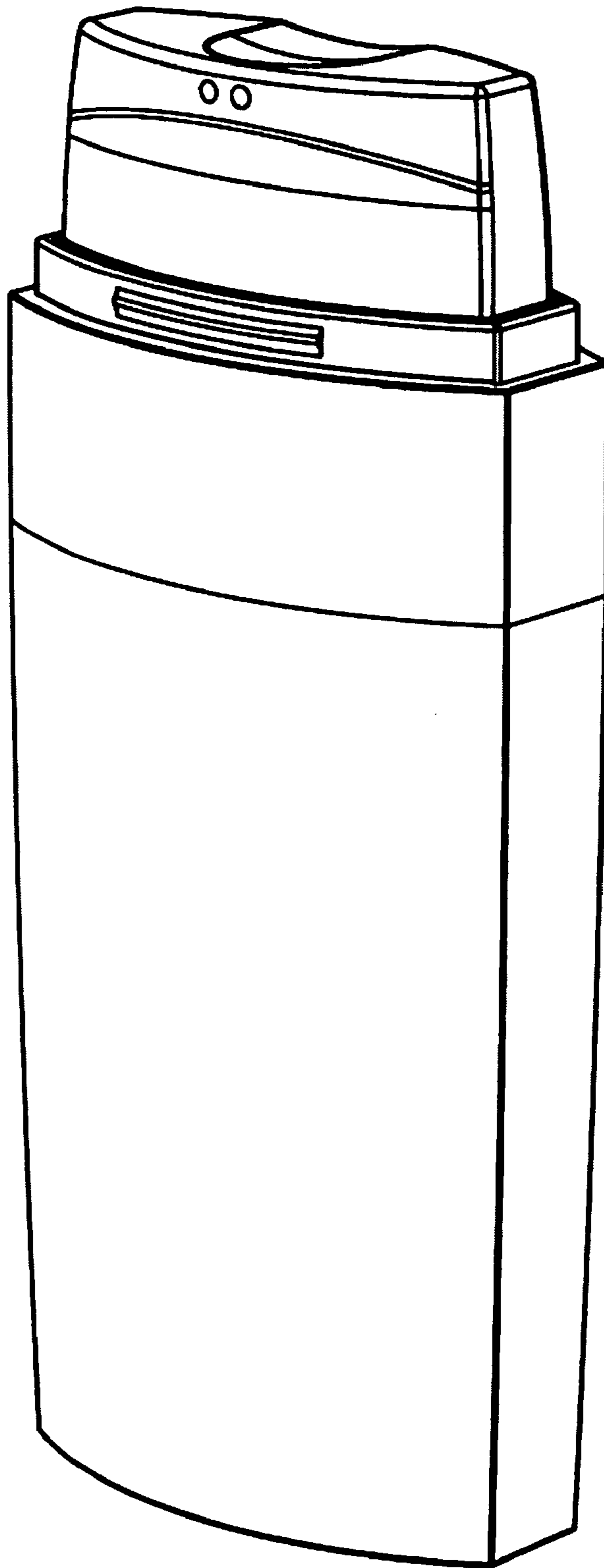


FIG. 2




FIG. 3




FIG. 4




FIG. 5




FIG. 6

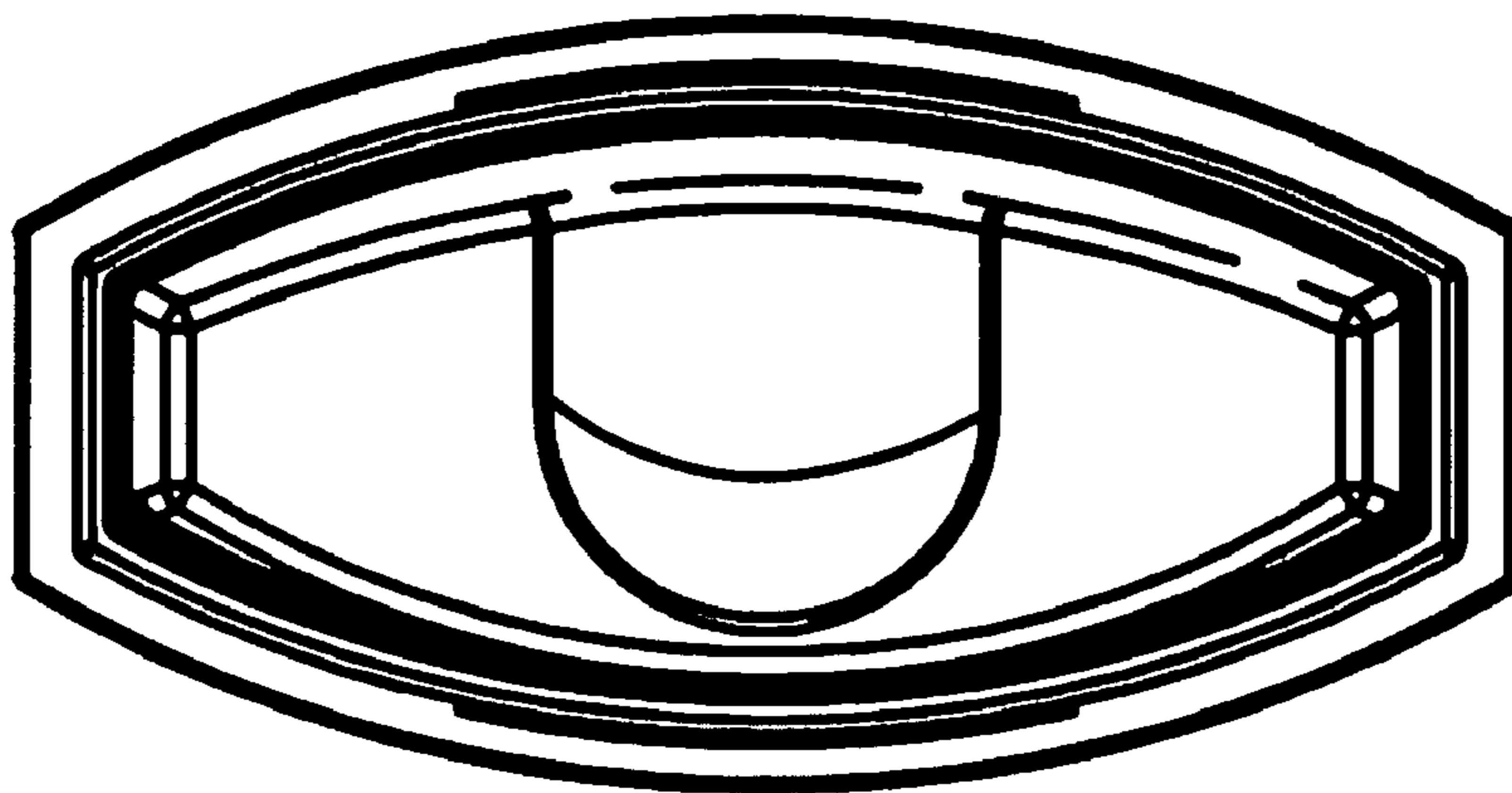


FIG. 7

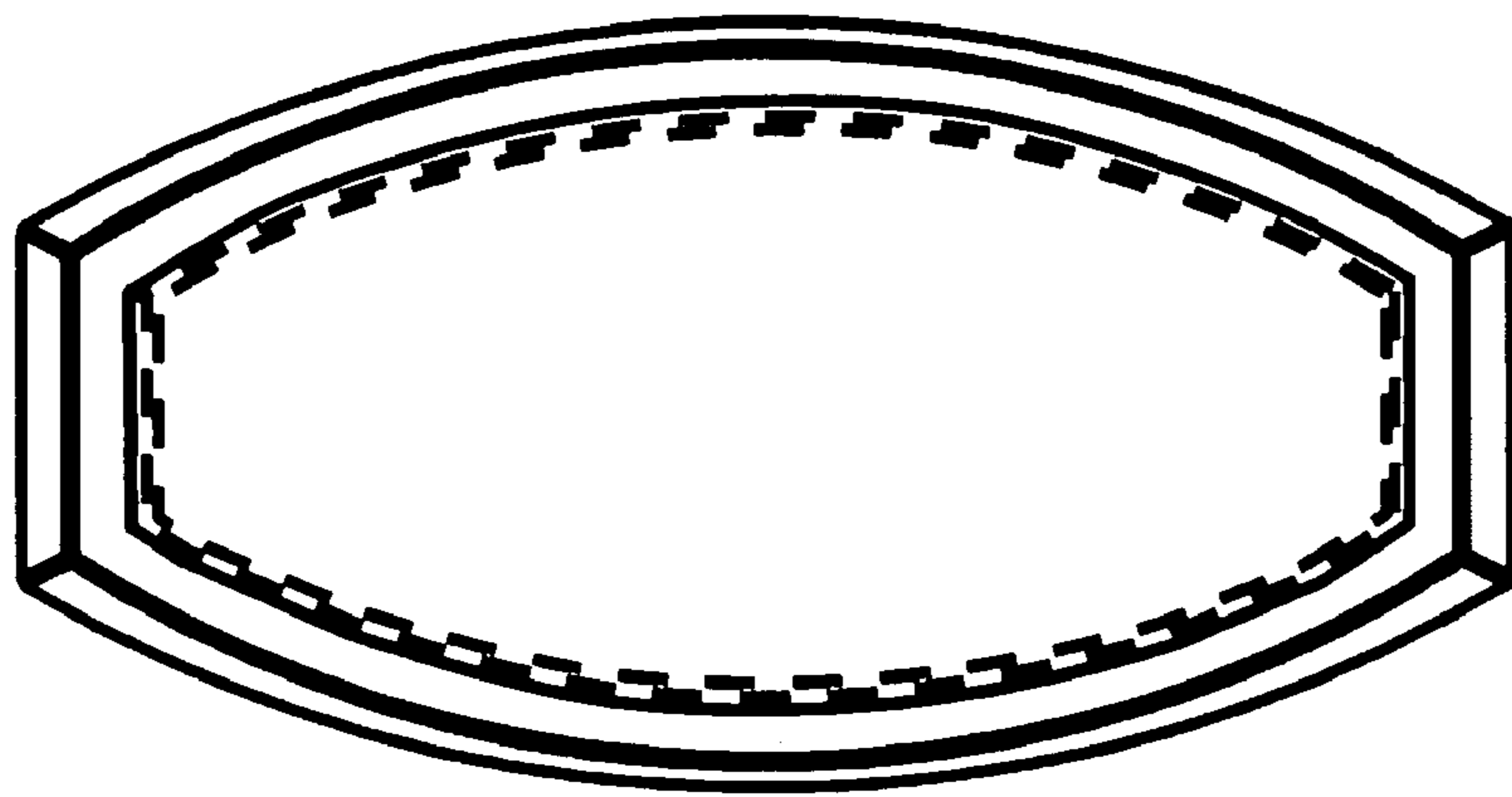




FIG. 8

