



US00D601417S

(12) **United States Design Patent**
Berman

(10) **Patent No.:** **US D601,417 S**

(45) **Date of Patent:** **** Oct. 6, 2009**

(54) **GABLE CONTAINER WITH SLOTTED HANDLE**

(75) **Inventor:** **Ronald H. Berman**, Long Beach, CA (US)

(73) **Assignee:** **Bosch Pouch Systems AG**, Neuhausen am Rheinfall (CH)

(**) **Term:** **14 Years**

(21) **Appl. No.:** **29/326,314**

(22) **Filed:** **Oct. 15, 2008**

(51) **LOC (9) Cl.** **09-03**

(52) **U.S. Cl.** **D9/431**

(58) **Field of Classification Search** D9/710-711, D9/707-708, 719-722, 430-435, 415-417, D9/447, 716, 442, 434, 522; 383/61.2, 104, 383/42, 119, 906; 222/107, 541.1, 541.5; 220/495.03; 229/213-215, 217, 108-114
See application file for complete search history.

(56) **References Cited**

U.S. PATENT DOCUMENTS

2,288,914	A	*	7/1942	Monroe	229/213
2,459,130	A	*	1/1949	Jones	229/121
5,108,029	A	*	4/1992	Abrams et al.	229/125.09
D420,908	S	*	2/2000	Sumner	D9/417
D430,020	S	*	8/2000	Goettner	D9/416
D451,793	S	*	12/2001	Berman	D9/709
D527,629	S	*	9/2006	Franic	D9/431

D548,612	S	*	8/2007	Berman	D9/708
D550,570	S	*	9/2007	Berman	D9/708
D562,130	S	*	2/2008	Kortsmit et al.	D9/430
D583,680	S	*	12/2008	Berman	D9/707
D584,165	S	*	1/2009	Kerr et al.	D9/705
D593,421	S	*	6/2009	Berman	D9/708

* cited by examiner

Primary Examiner—Caron Veynar

Assistant Examiner—Abraham Bahta

(74) *Attorney, Agent, or Firm*—Fulwider Patton, LLP

(57) **CLAIM**

The ornamental design for a gable container with slotted handle, as shown and described.

DESCRIPTION

FIG. 1 is an elevated perspective view of the gable container with slotted handle showing my new design;

FIG. 2 is a front view thereof;

FIG. 3 is a rear view thereof;

FIG. 4 is a first side view thereof;

FIG. 5 is a second side view thereof;

FIG. 6 is a top view thereof;

FIG. 7 is bottom view thereof; and,

FIG. 8 is an elevated perspective view of the gable container with slotted handle in use.

1 Claim, 7 Drawing Sheets

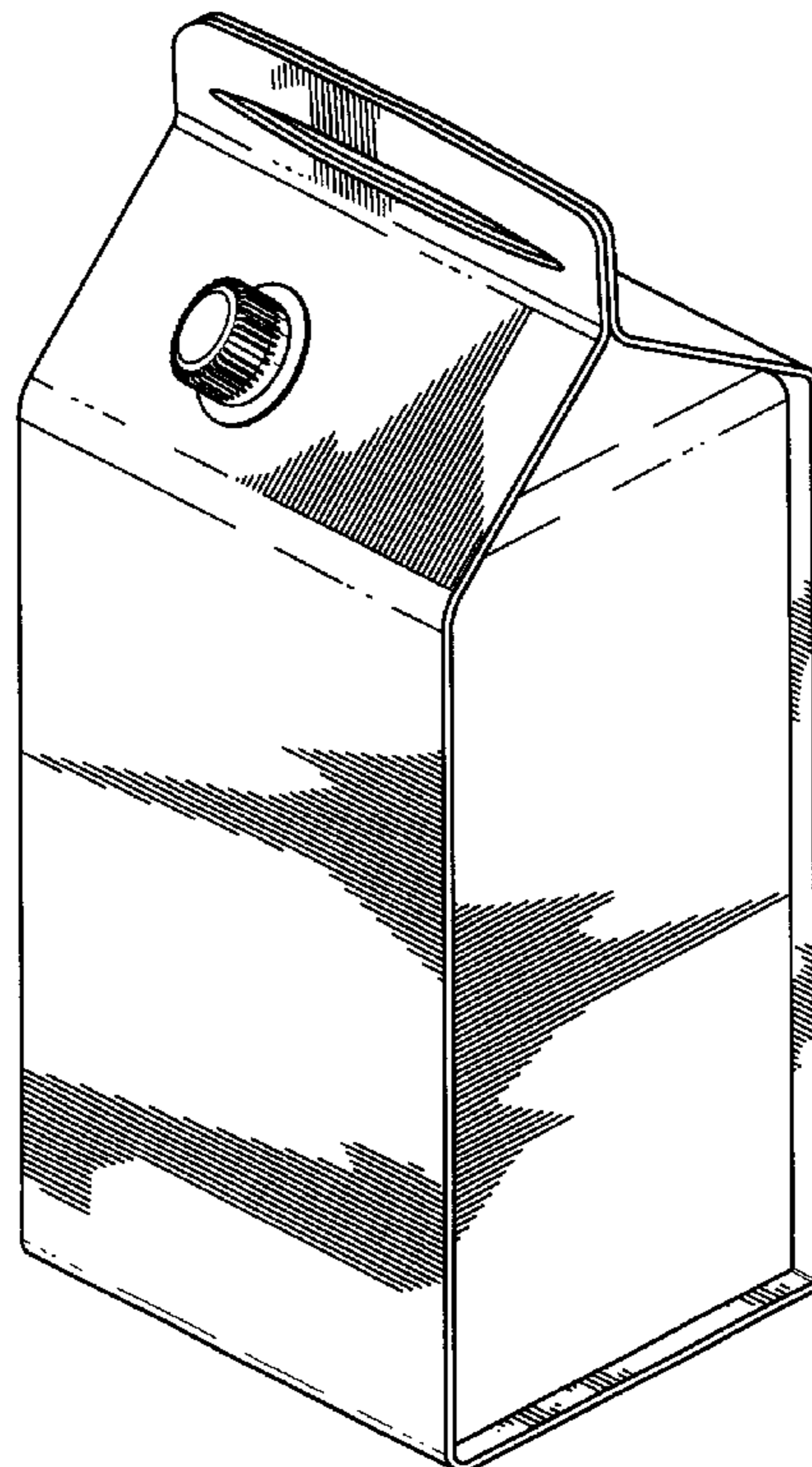


FIG. 1

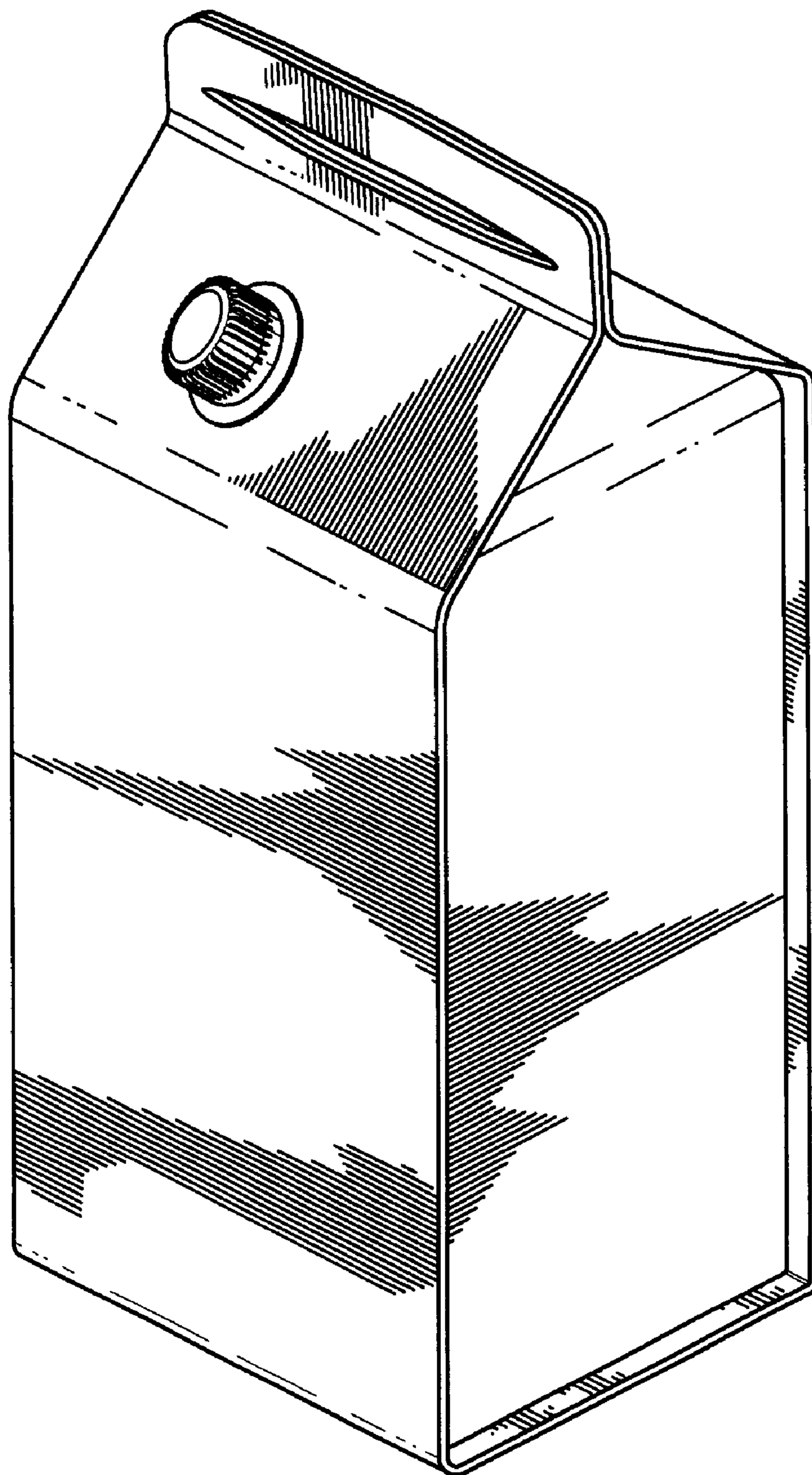


FIG. 2

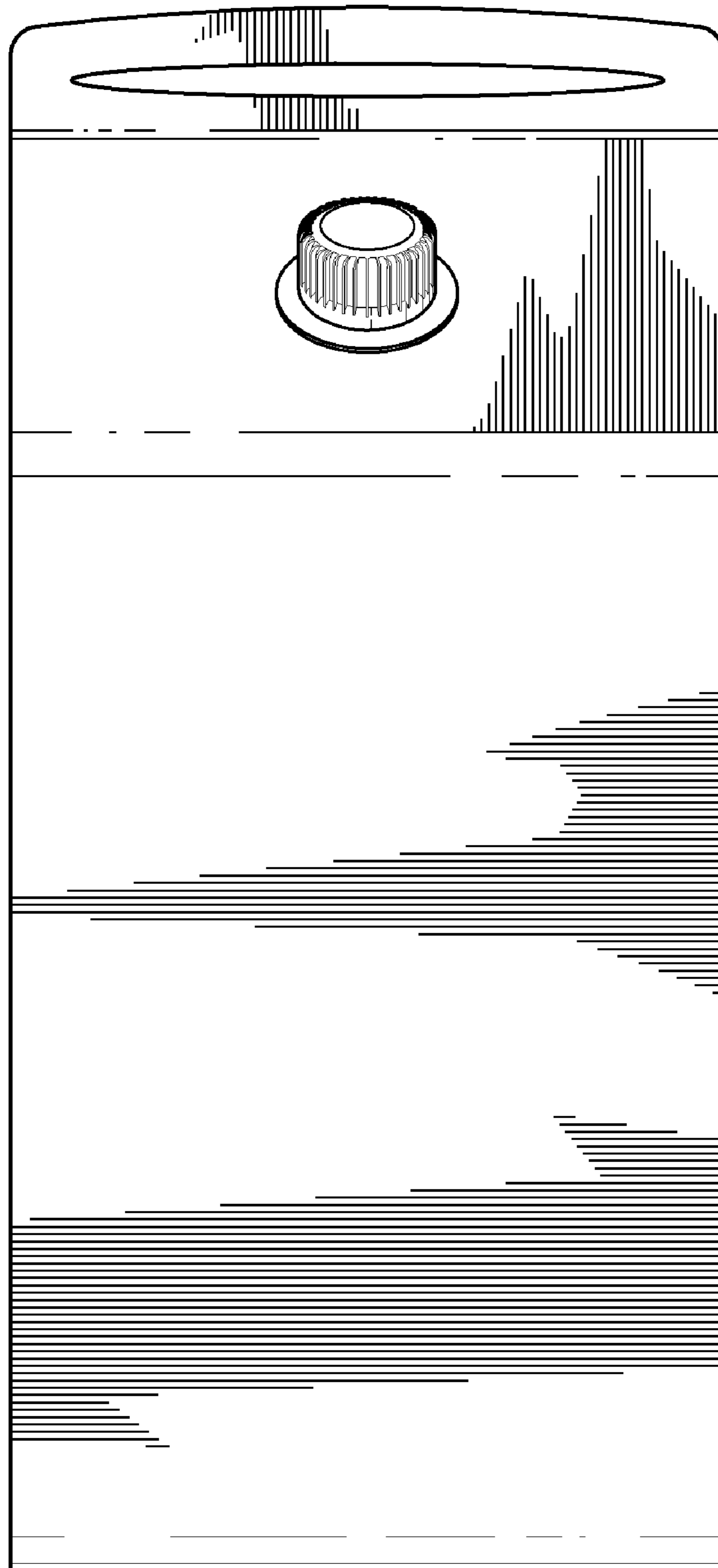


FIG. 3




FIG. 4

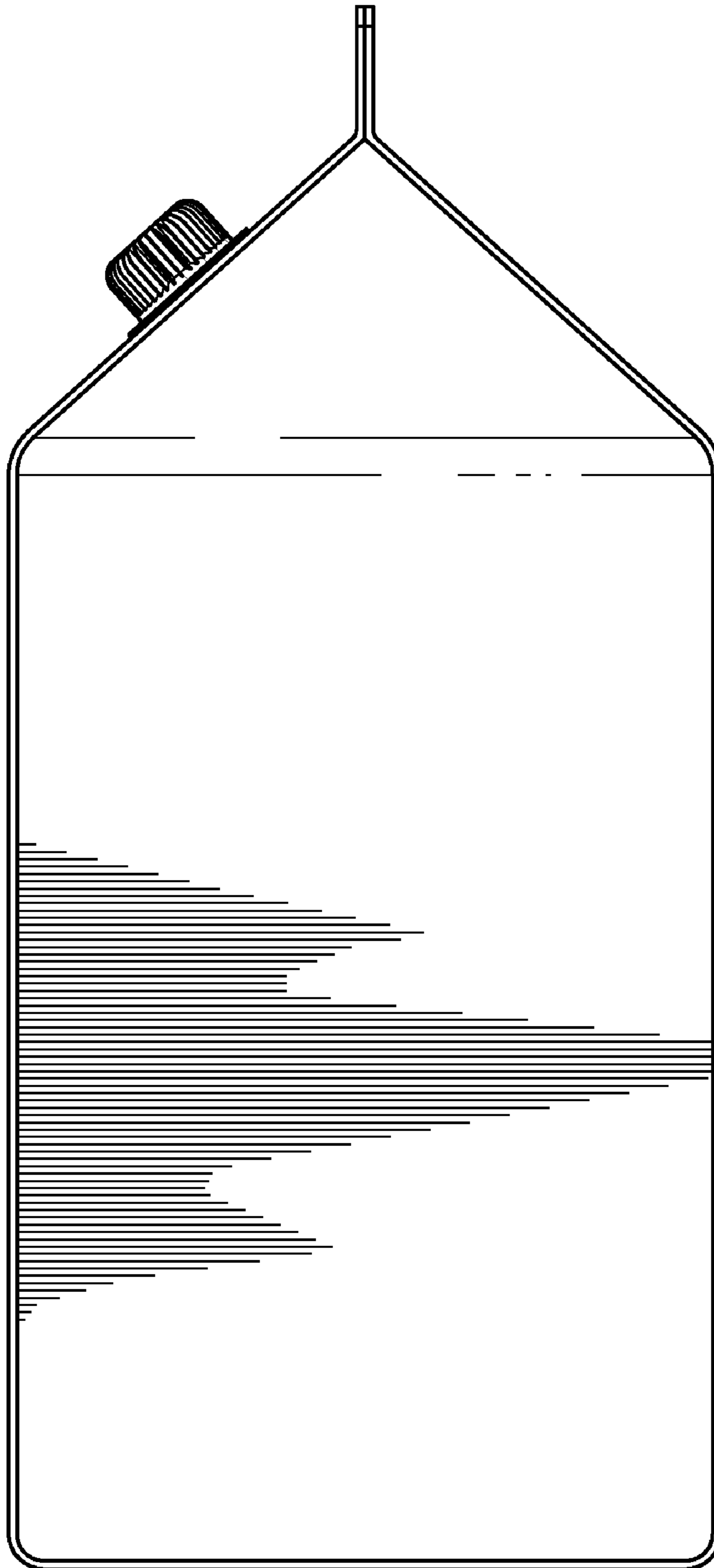


FIG. 5




FIG. 6

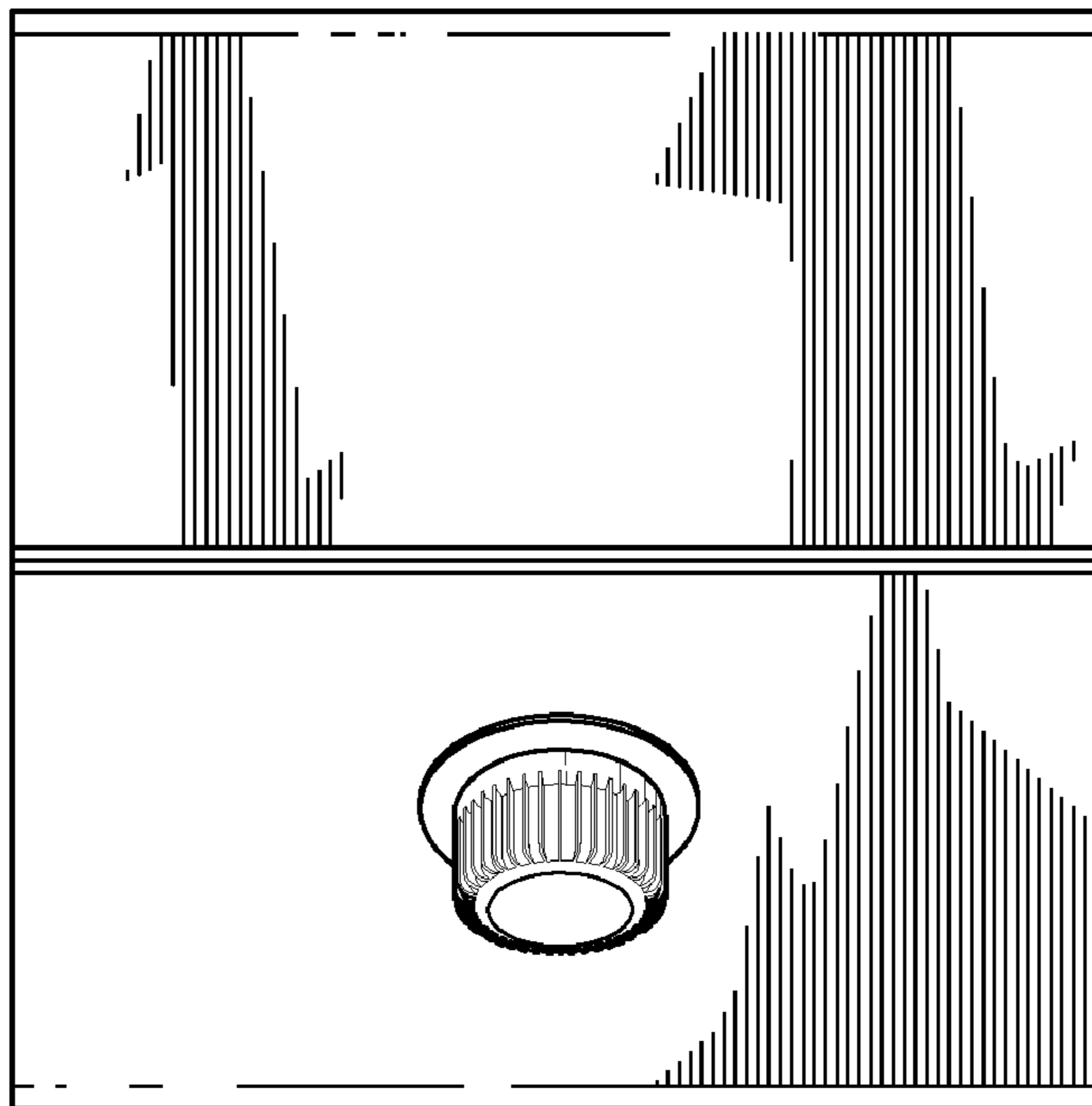


FIG. 7




FIG. 8

