



US00D601401S

(12) **United States Design Patent**  
**Neidich**

(10) **Patent No.:** **US D601,401 S**

(45) **Date of Patent:** **\*\* Oct. 6, 2009**

(54) **DOOR HANDLE FOR WALK IN BATH TUBS**

(75) Inventor: **Andre J. Neidich**, Grand Prairie, TX  
(US)

(73) Assignee: **Safety Tubs Holdings, LLC**, Grand  
Prairie, TX (US)

(\*\*) Term: **14 Years**

(21) Appl. No.: **29/329,749**

(22) Filed: **Dec. 19, 2008**

(51) **LOC (9) Cl.** ..... **08-06**

(52) **U.S. Cl.** ..... **D8/307**

(58) **Field of Classification Search** ..... D8/300,  
D8/301, 307, 308, 310, DIG. 1, DIG. 10;  
D23/252; 16/110.1, 412; 74/519, 523, 543;  
292/336.3; 70/207, 224

See application file for complete search history.

(56) **References Cited**

U.S. PATENT DOCUMENTS

D108,067	S	*	1/1938	Clemmons	.....	D23/252
2,783,074	A	*	2/1957	Miltner	.....	292/336.3
3,383,944	A	*	5/1968	Skinner	.....	74/543
D222,875	S	*	1/1972	Gerlach	.....	D8/308
4,890,506	A	*	1/1990	Muller	.....	74/523
5,390,517	A	*	2/1995	Yamada	.....	70/210
6,068,308	A	*	5/2000	Molzer	.....	292/336.3
D444,694	S	*	7/2001	Alvarado	.....	D8/301

D457,415	S	*	5/2002	Caspersz	.....	D8/308
D492,571	S	*	7/2004	Linares	.....	D8/308
D529,783	S	*	10/2006	Corcino	.....	D8/301
D557,585	S	*	12/2007	Linares	.....	D8/308
D585,721	S	*	2/2009	Le et al.	.....	D8/308

\* cited by examiner

*Primary Examiner*—Paula Greene

(74) *Attorney, Agent, or Firm*—Carstens & Cahoon LLP

(57) **CLAIM**

The ornamental design for a door handle for walk in bath tubs, as shown.

**DESCRIPTION**

FIG. 1 is a bottom perspective view of the door handle for walk in bath tubs of the present invention;

FIG. 2 is a top perspective view of the door handle for walk in bath tubs of the present invention;

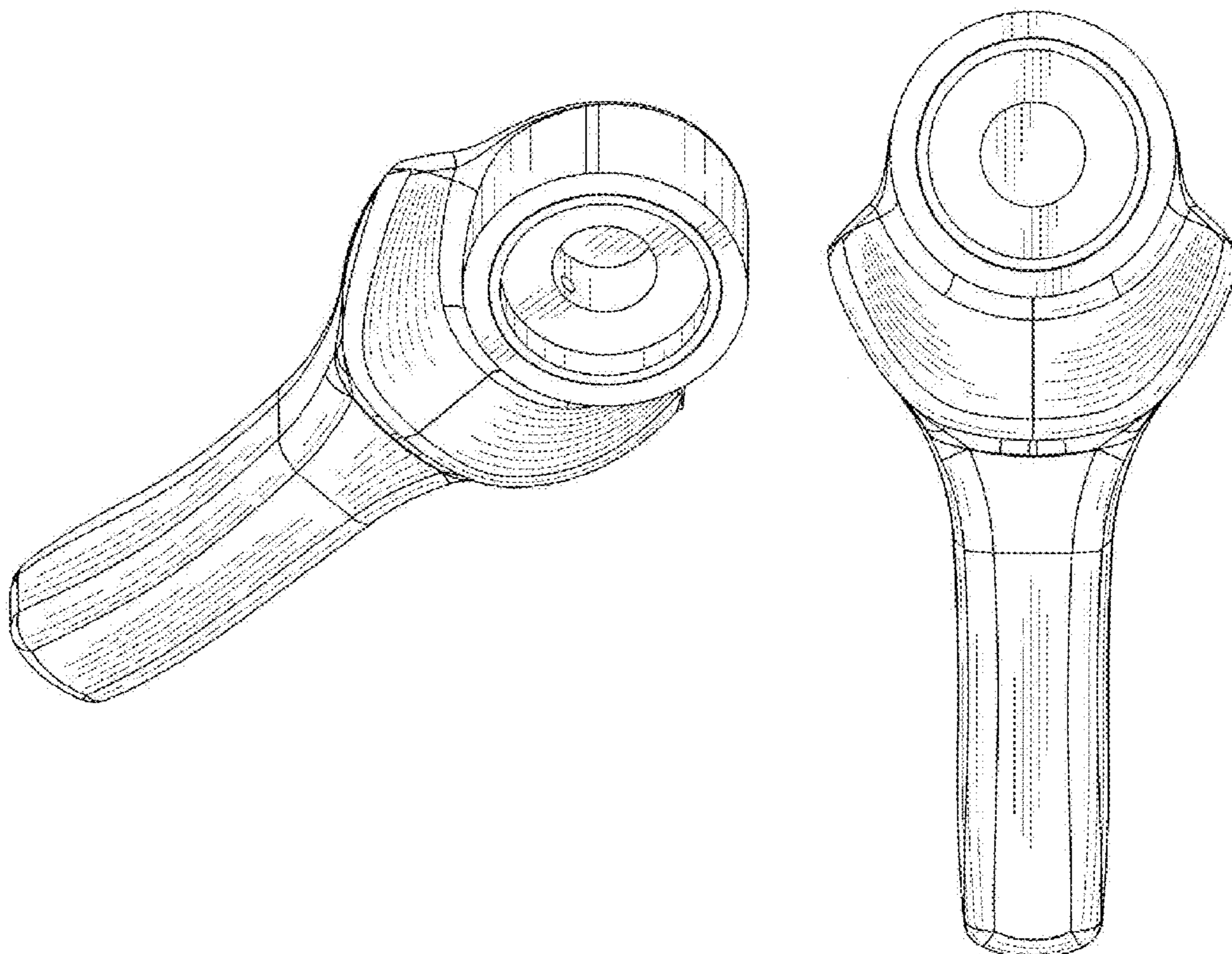
FIG. 3 is a top plan view of the door handle for walk in bath tubs of the present invention;

FIG. 4 is a bottom plan view of the door handle for walk in bath tubs of the present invention;

FIG. 5 is a right side view of the door handle for walk in bath tubs of the present invention; and,

FIG. 6 is a left side view of the door handle for walk in bath tubs of the present invention.

**1 Claim, 3 Drawing Sheets**



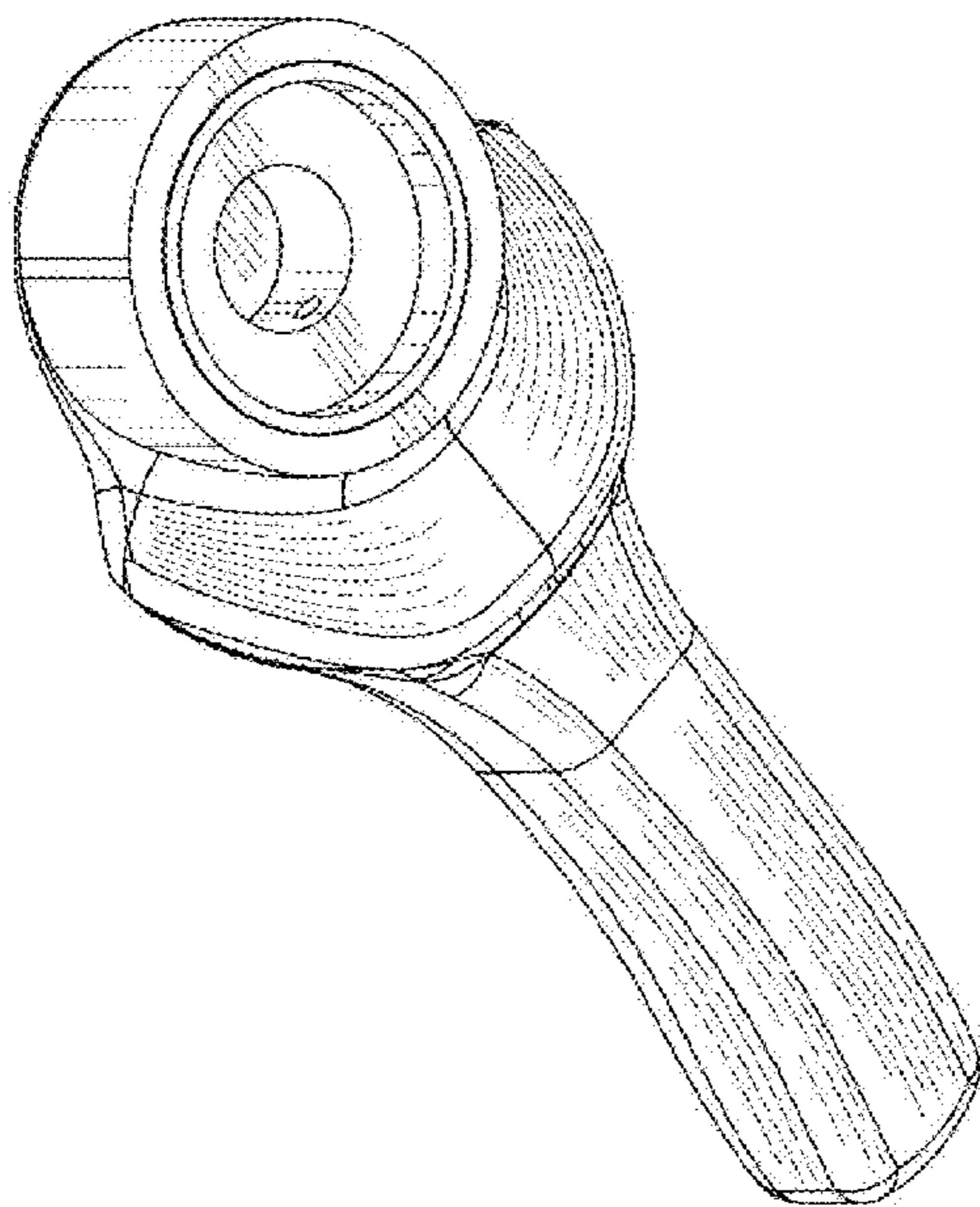


FIG. 1

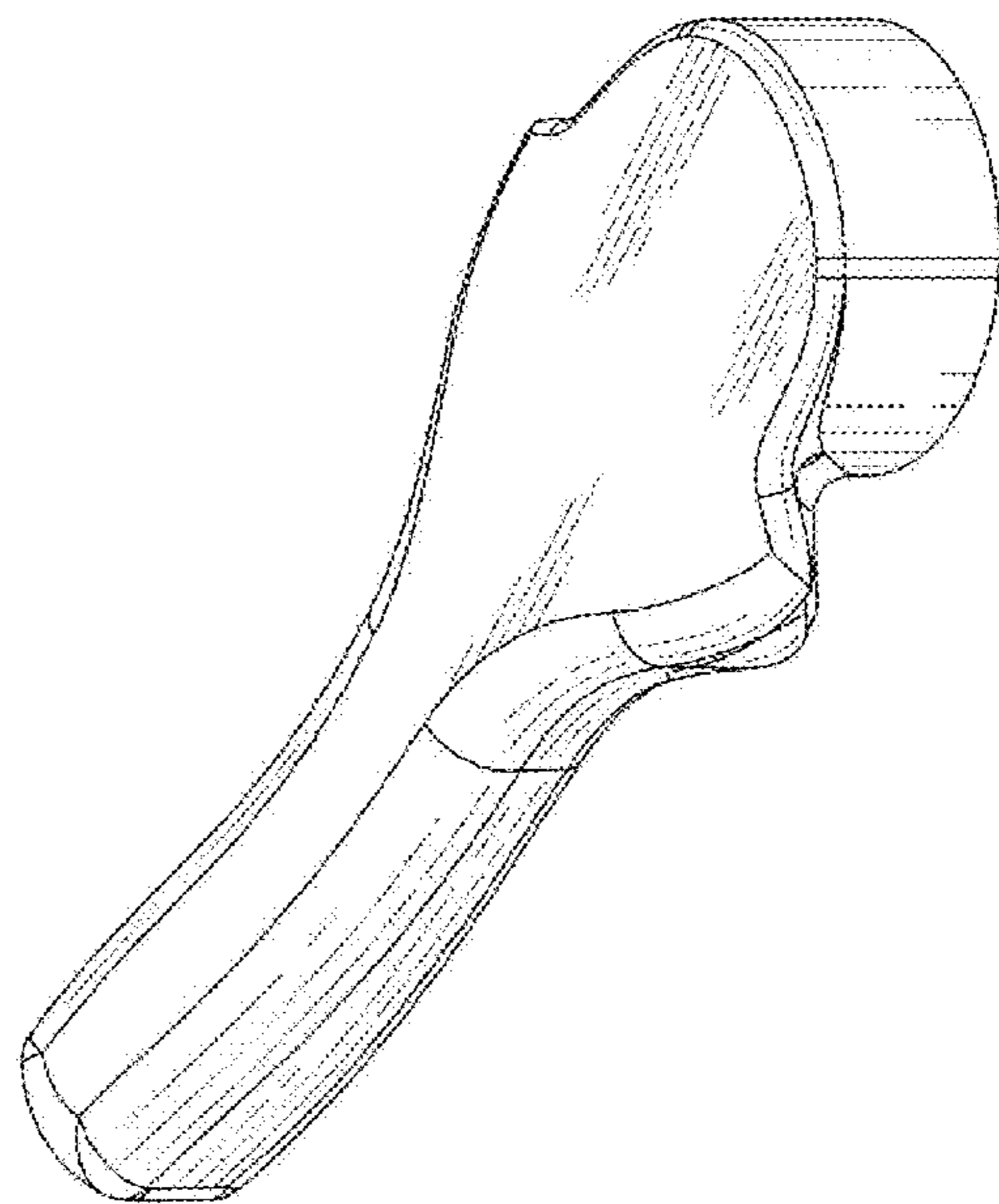


FIG. 2

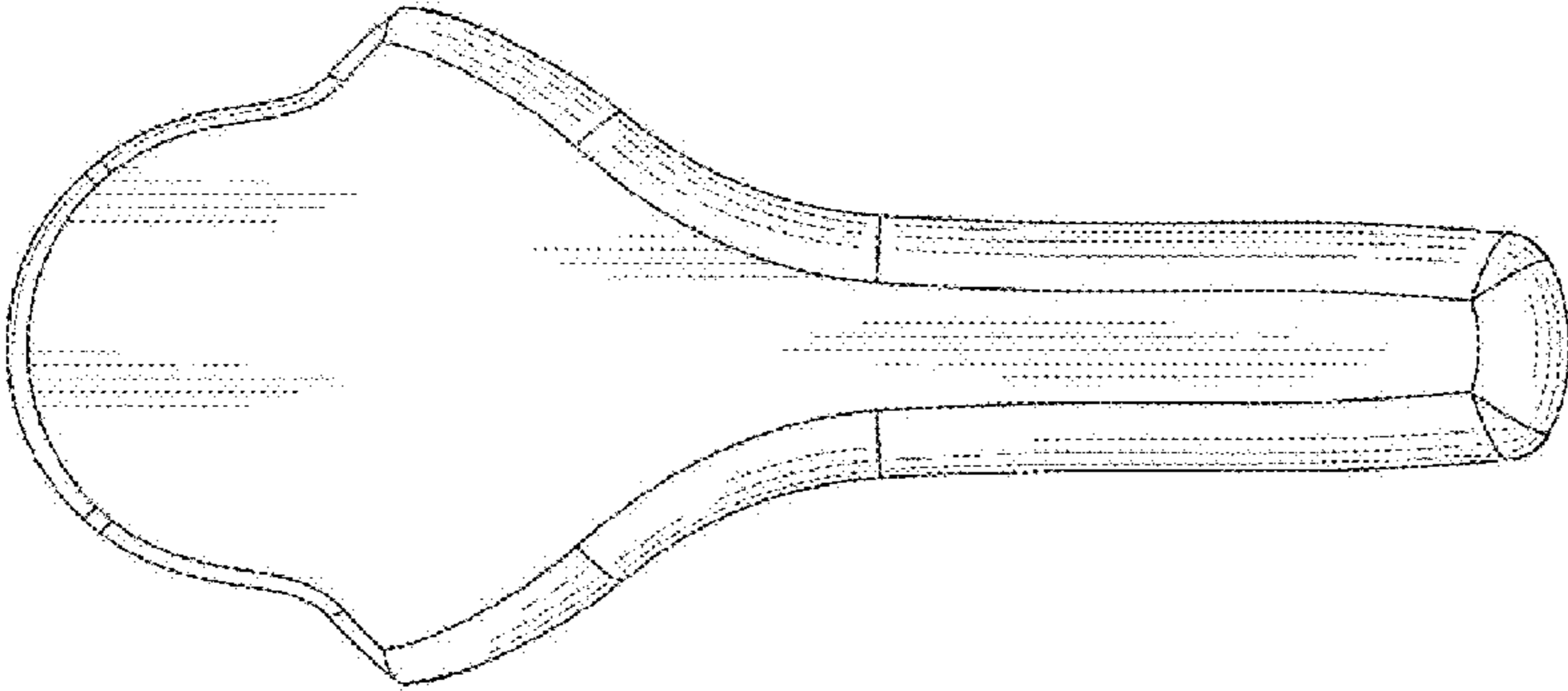


FIG. 3

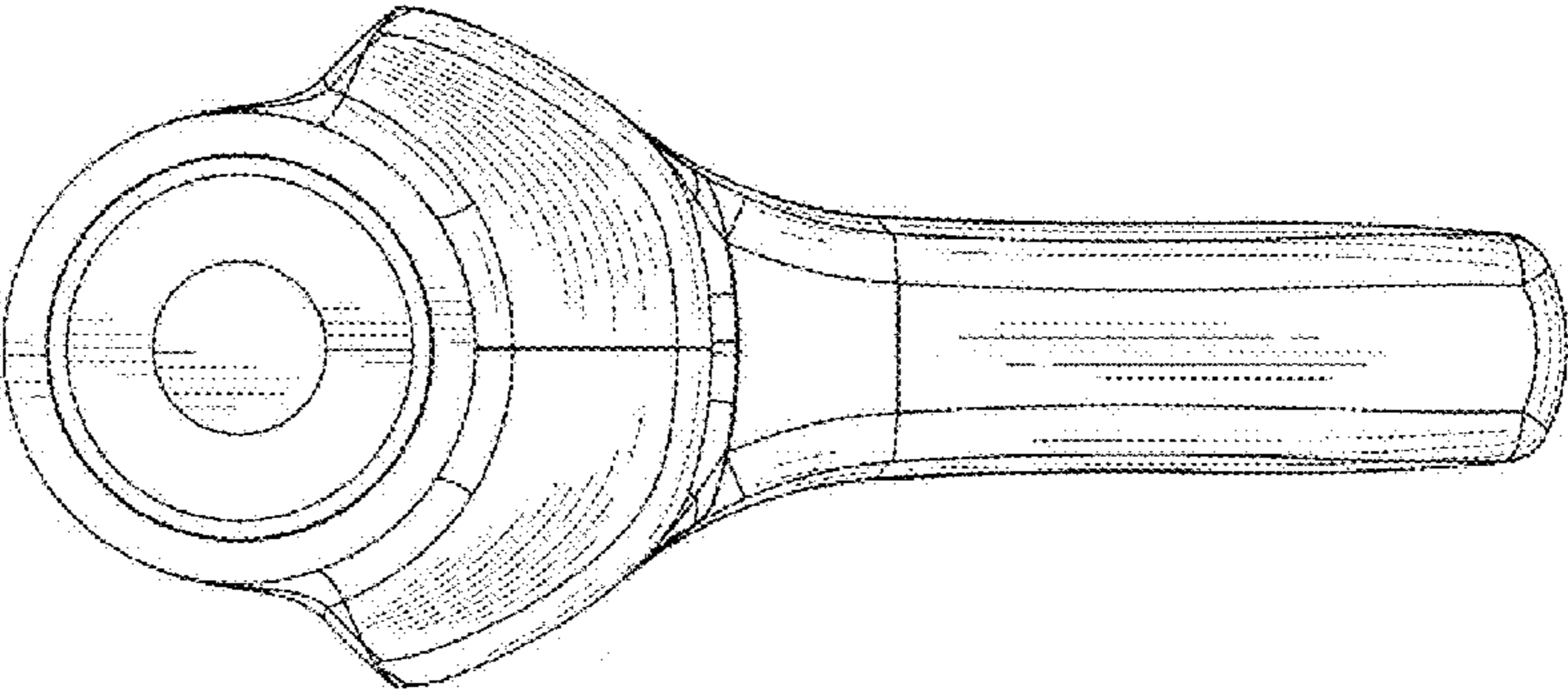


FIG. 4

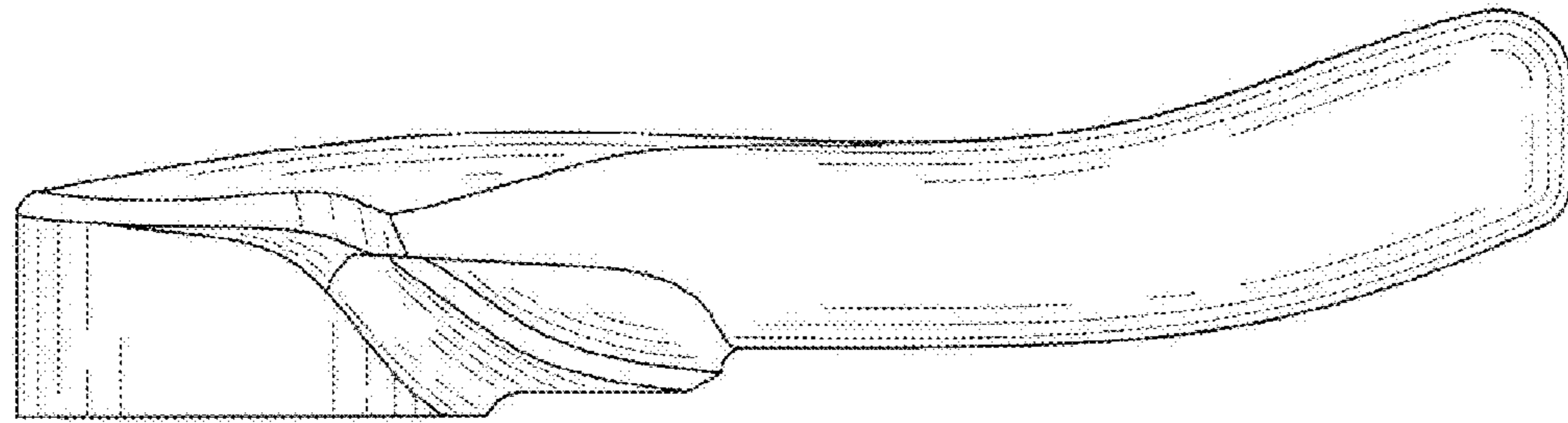


FIG. 6

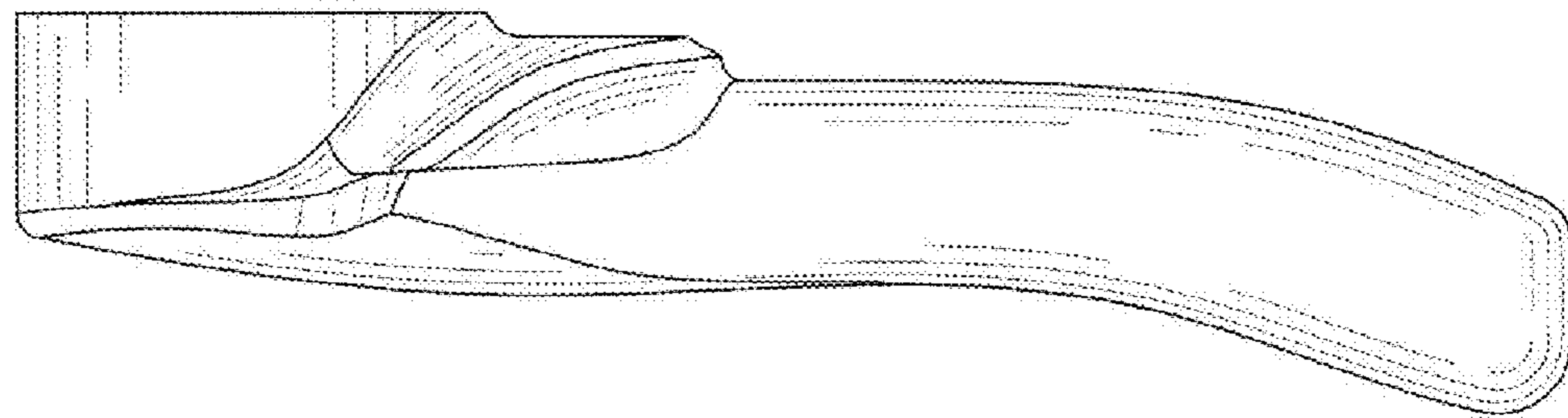


FIG. 5