



US00D601400S

(12) **United States Design Patent**
Delia

(10) **Patent No.:** **US D601,400 S**

(45) **Date of Patent:** **** Oct. 6, 2009**

(54) **MULTI-FUNCTION ACCESS TOOL**

(76) **Inventor:** **Kurt J. Delia**, 6030 Sandra St., Fremont,
MI (US) 49412

(**) **Term:** **14 Years**

(21) **Appl. No.:** **29/336,136**

(22) **Filed:** **Apr. 29, 2009**

(51) **LOC (9) Cl.** **08-03**

(52) **U.S. Cl.** **D8/105**

(58) **Field of Classification Search** D8/102-105,
D8/14, 48, 98, 50, 89, 78, 75, 26, 81, 76;
D19/72; D24/145, 147; D3/208, 210; 254/28;
7/158, 160, 144, 147, 145

See application file for complete search history.

(56) **References Cited**

U.S. PATENT DOCUMENTS

D226,162	S	*	1/1973	Ziaylek, Jr.	D8/81
D233,405	S	*	10/1974	Frey	D8/76
D266,902	S	*	11/1982	Tarran	D8/76
D266,903	S	*	11/1982	Tarran	D8/76
D299,412	S	*	1/1989	Zabarte	D8/76
D299,414	S	*	1/1989	Bajza et al.	D8/105
D329,366	S	*	9/1992	Ragoonath	D8/76
D329,972	S	*	10/1992	Calvagno	D8/105
D384,264	S	*	9/1997	Liou	D8/105
D388,303	S	*	12/1997	Berggren	D8/81
D463,239	S	*	9/2002	Makedonski	D8/105
D496,244	S	*	9/2004	Boydon	D8/75

D499,322	S	*	12/2004	Hung	D8/81
D507,167	S	*	7/2005	Richardson	D8/81
7,051,390	B2	*	5/2006	van Beek	7/145
D562,101	S	*	2/2008	Martone et al.	D8/89
D586,642	S	*	2/2009	Budacz, III	D8/81

* cited by examiner

Primary Examiner—Cathron C Brooks

Assistant Examiner—Austin Murphy

(74) *Attorney, Agent, or Firm*—Price, Heneveld, Cooper,
DeWitt & Litton LLP

(57) **CLAIM**

I claim the ornamental design for a multi-function access tool,
as shown and described.

DESCRIPTION

FIGS. 1 and 2 are perspective views of a first embodiment of
the multi-function access tool of the present invention;

FIG. 3 is right side view of the tool of FIG. 1, the left side
being a mirror image of the right side of FIG. 1;

FIG. 4 is a front view of the tool of FIG. 1;

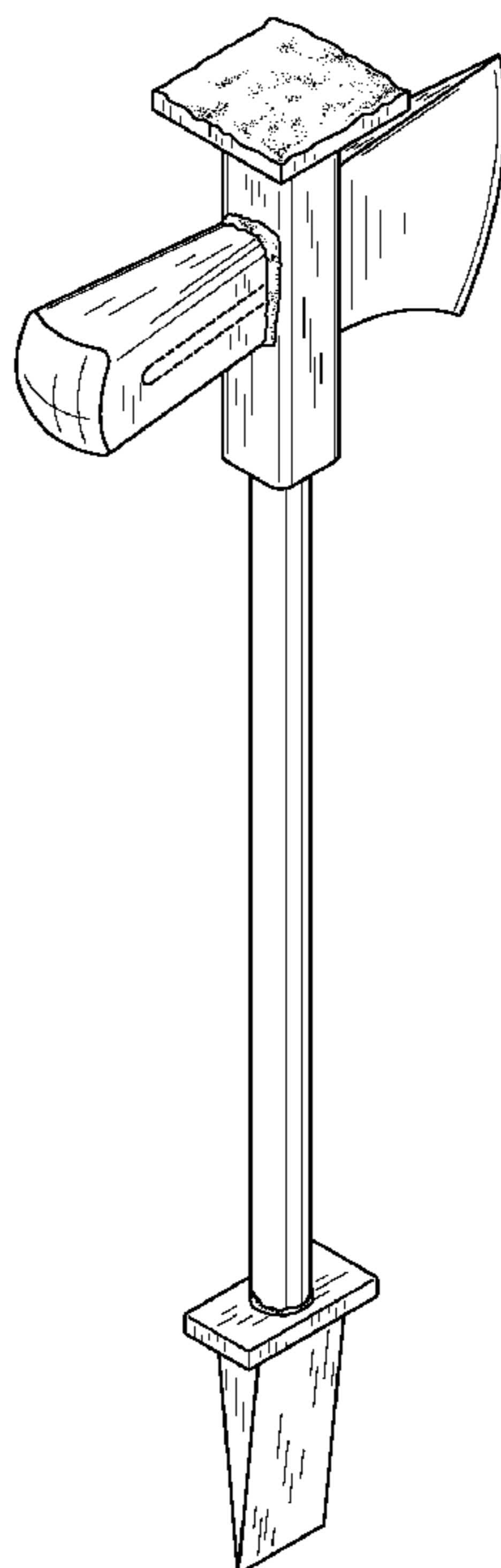
FIG. 5 is a rear view of the tool of FIG. 1;

FIG. 6 is a top view of the head of the tool of FIG. 1; and,

FIG. 7 is a bottom view of the wedge/tail of the tool of FIG. 1.

The broken lines shown in the drawings represent unclaimed
portions of the multi-function access tool and form no part of
the claimed design.

1 Claim, 2 Drawing Sheets



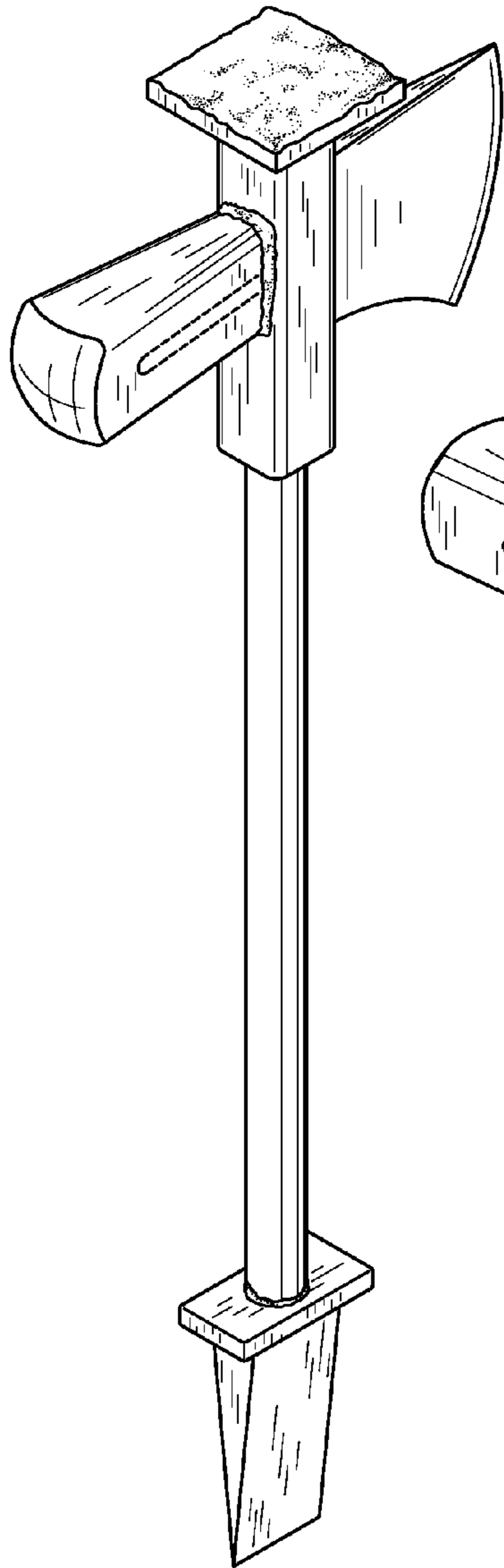


FIG. 1

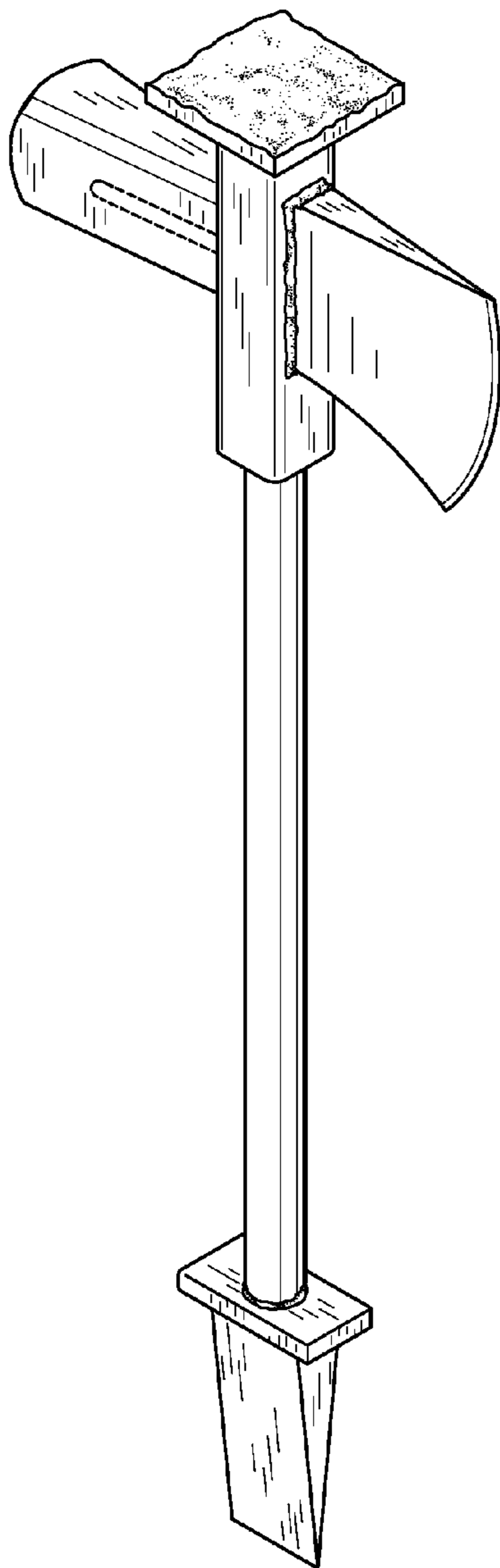


FIG. 2

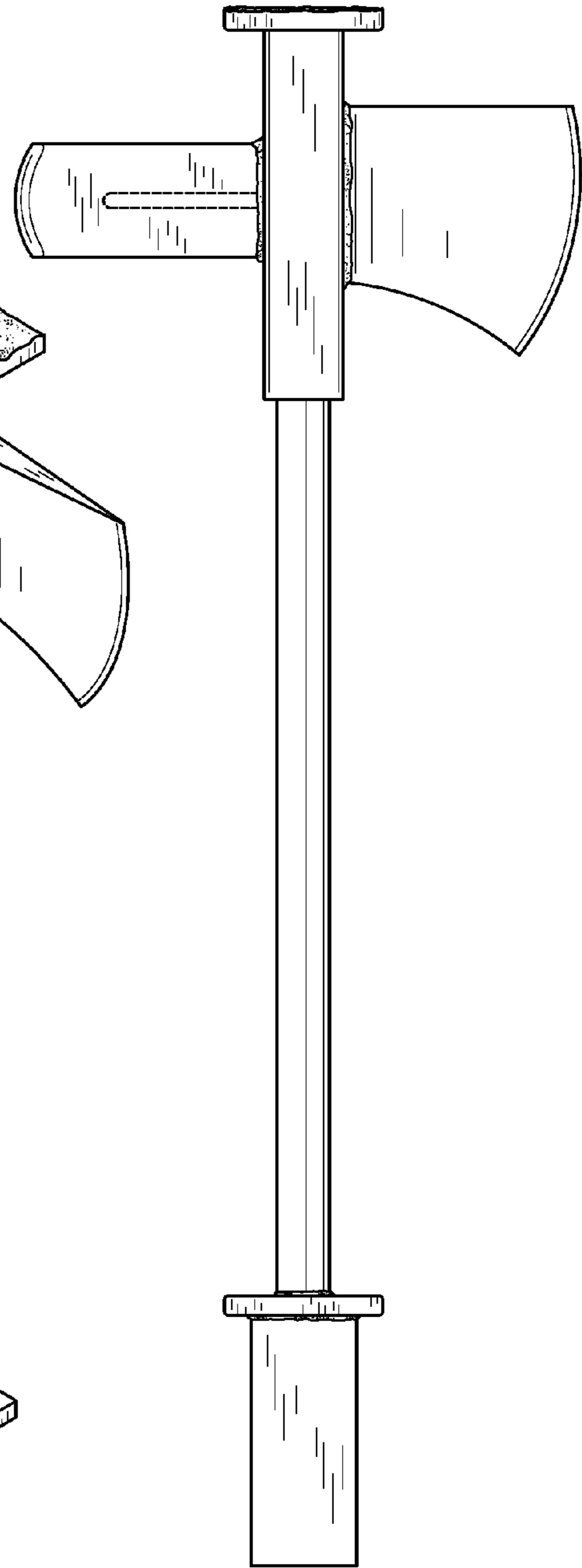


FIG. 3

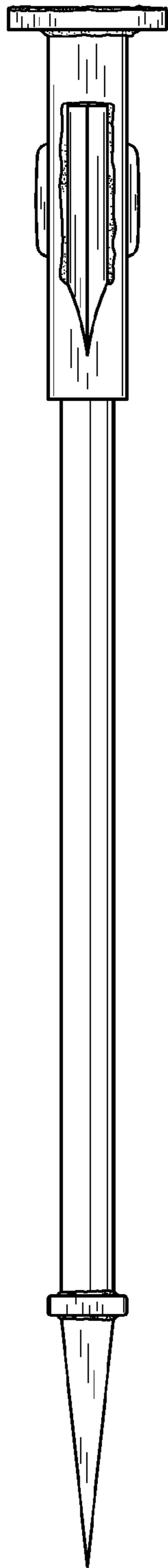


FIG. 4

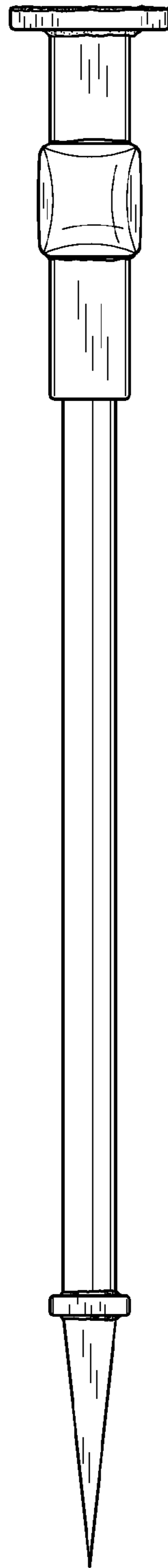


FIG. 5




FIG. 6

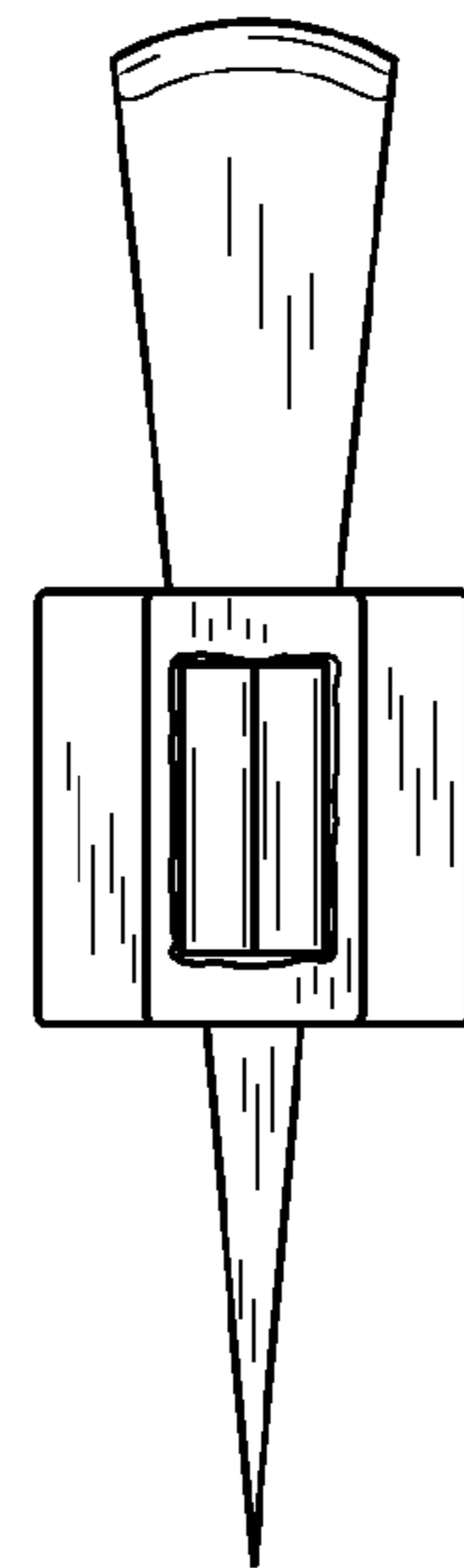


FIG. 7