

US00D601395S

(12) **United States Design Patent**
Burton

(10) **Patent No.:** **US D601,395 S**

(45) **Date of Patent:** **** Oct. 6, 2009**

(54) **BUCKET OPENER**

(76) **Inventor:** **Brian Burton**, 1607 W. Seabrooke Dr.,
Tucson, AZ (US) 85705

(**) **Term:** **14 Years**

(21) **Appl. No.:** **29/326,898**

(22) **Filed:** **Oct. 27, 2008**

(51) **LOC (9) Cl.** **07-99**

(52) **U.S. Cl.** **D8/40; D8/14**

(58) **Field of Classification Search** D8/14,
D8/16-19, 33-43, 88, 89; 7/151; 81/3.07,
81/3.09, 3.22, 3.29, 3.35, 3.37, 3.4, 3.55
See application file for complete search history.

(56) **References Cited**

U.S. PATENT DOCUMENTS

D276,304 S *	11/1984	DiFede	D8/40
D283,976 S *	5/1986	Graves	D8/89
D319,954 S *	9/1991	Able et al.	D8/18
D328,230 S *	7/1992	Jeffrey	D8/89
D358,751 S *	5/1995	Kemp et al.	D8/14

D370,605 S *	6/1996	Schimeneck et al.	D8/14
D588,425 S *	3/2009	Kelleghan	D8/38
D589,313 S *	3/2009	Engelke	D8/40

* cited by examiner

Primary Examiner—Joel Sincavage
Assistant Examiner—Garth Rademaker

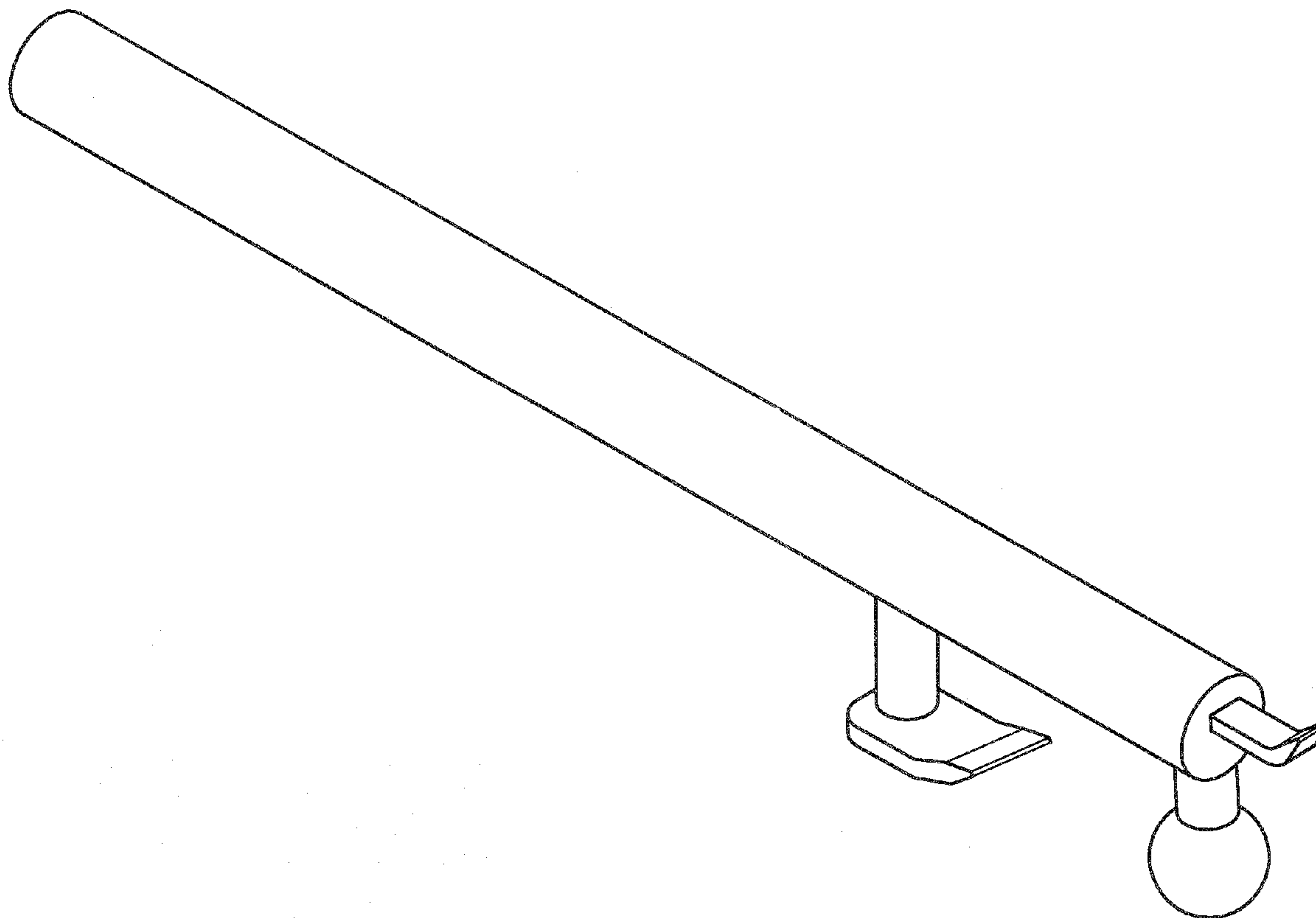
(57) **CLAIM**

The ornamental design for a bucket opener, as shown and described.

DESCRIPTION

FIG. 1 is a perspective view of a bucket opener;
FIG. 2 is a side view thereof;
FIG. 3 is an opposite side view thereof;
FIG. 4 is a top view thereof;
FIG. 5 is bottom view thereof;
FIG. 6 is a front view thereof, shown at an enlarged scale; and,
FIG. 7 is a back view thereof, shown at an enlarged scale.

1 Claim, 7 Drawing Sheets



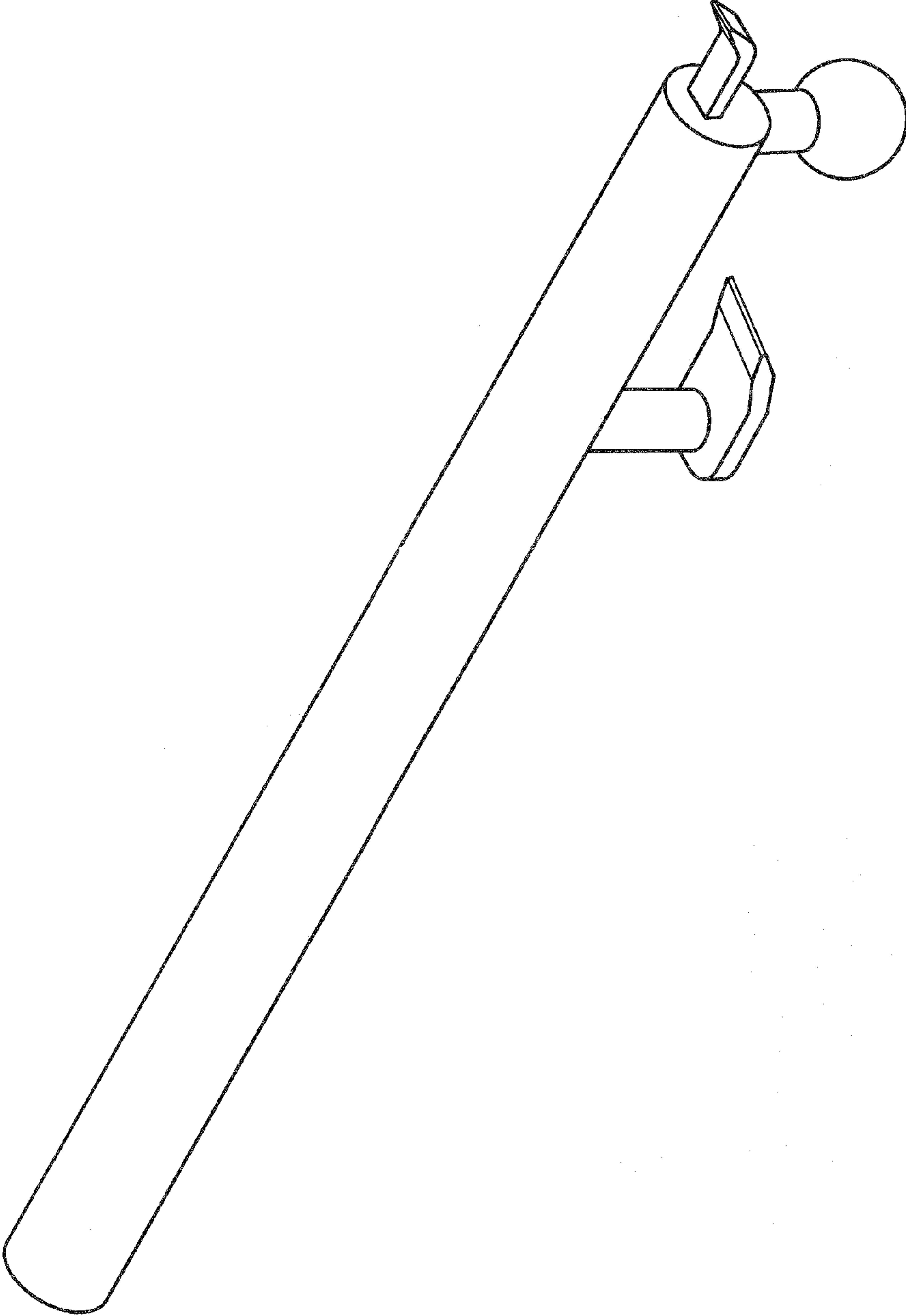


FIGURE 1




FIGURE 2




FIGURE 3




FIGURE 4




FIGURE 5

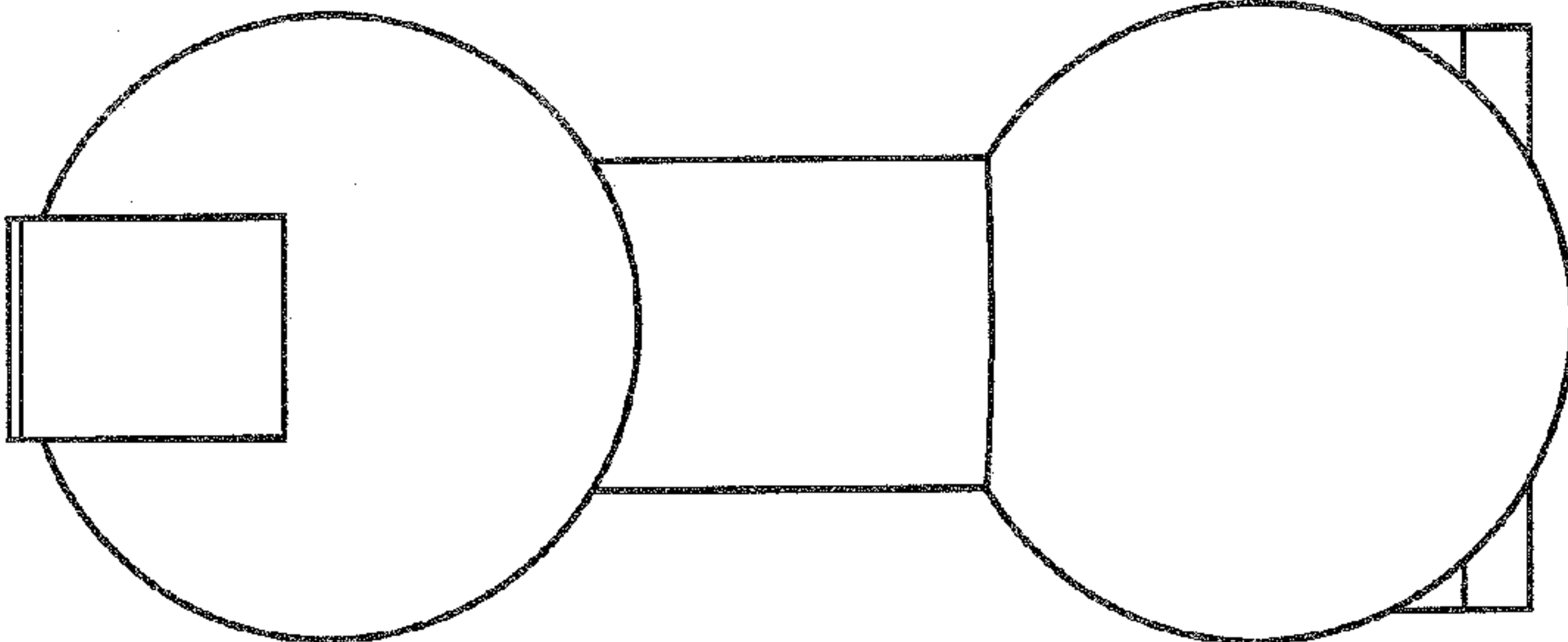


FIGURE 6

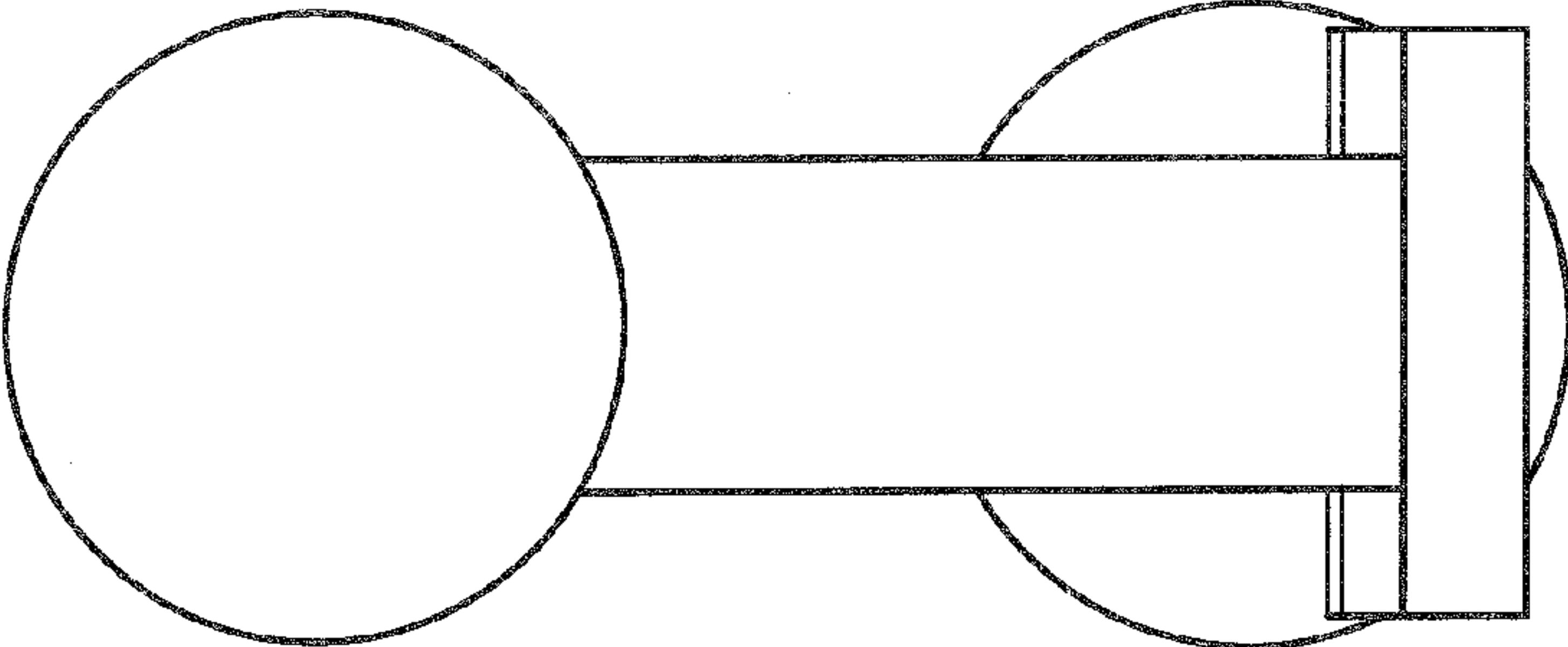


FIGURE 7