



US00D601385S

(12) **United States Design Patent**  
**Savage**

(10) **Patent No.:** **US D601,385 S**  
(45) **Date of Patent:** **\*\* Oct. 6, 2009**

(54) **RAMEKIN**  
(76) Inventor: **Lisa Ann Savage**, 5357 E. Wardlow Rd.,  
Long Beach, CA (US) 90808  
(\*\*) Term: **14 Years**  
(21) Appl. No.: **29/324,822**  
(22) Filed: **Sep. 22, 2008**  
(51) **LOC (9) Cl.** ..... **07-01**  
(52) **U.S. Cl.** ..... **D7/566; 7/543; 7/586**  
(58) **Field of Classification Search** ..... D7/566,  
D7/543, 545, 550.1, 554.2, 565, 568, 587,  
D7/601, 602, 501; D9/600, 643, 758, 773;  
131/240.1; 206/457, 557; 220/571, 573.1,  
220/657, 658, 915.1

See application file for complete search history.

(56) **References Cited**

**U.S. PATENT DOCUMENTS**

D166,934 S *	6/1952	Slobodkin	.....	D7/543
3,190,486 A *	6/1965	Rech	.....	220/574
3,889,732 A	6/1975	Wilkins		
D296,746 S *	7/1988	Wiinblad	.....	D7/587
D303,196 S *	9/1989	Unger	.....	D7/586
5,203,836 A *	4/1993	Brazis et al.	.....	206/507
D344,210 S *	2/1994	Cousins et al.	.....	D7/538
D349,005 S *	7/1994	Cousins et al.	.....	D7/543
D349,213 S *	8/1994	Cousins et al.	.....	D7/543
5,683,421 A	11/1997	Guarini, Jr. et al.		
D415,932 S *	11/1999	Cornelissen	.....	D7/587
6,197,359 B1	3/2001	Llorente Hompanera		
D440,467 S *	4/2001	Kellermann	.....	D7/543
D445,303 S *	7/2001	Littlejohn et al.	.....	D7/586
6,524,272 B1	2/2003	Berry, Sr.		
D473,106 S *	4/2003	Scherer	.....	D7/555
D474,940 S *	5/2003	Wellner	.....	D7/566
D477,186 S *	7/2003	de Groote et al.	.....	D7/543
D485,126 S *	1/2004	Watson	.....	D7/584
6,705,485 B1	3/2004	Sato et al.		
6,865,815 B1	3/2005	Dunn et al.		

6,994,225 B2	2/2006	Hakim		
7,001,357 B2	2/2006	Berry, Sr.		
D521,808 S *	5/2006	Kilders	.....	D7/586
D560,975 S *	2/2008	Luft	.....	D7/566
D582,718 S *	12/2008	Chandler	.....	D7/360
2001/0043977 A1	11/2001	Llorente Hompanera		
2002/0112614 A1	8/2002	Zoss		
2003/0047838 A1	3/2003	Beale et al.		
2003/0096121 A1 *	5/2003	Marvin	.....	428/432
2004/0249059 A1	12/2004	Akbar et al.		
2005/0211101 A1	9/2005	Finnie		
2005/0247212 A1	11/2005	Meeks et al.		
2006/0217766 A1	9/2006	Groover et al.		
2006/0266757 A1	11/2006	Camacho et al.		
2007/0000096 A1	1/2007	Lazaroff		
2007/0080163 A1	4/2007	Yeung		
2007/0138121 A1	6/2007	Stribling et al.		
2007/0142569 A1	6/2007	Donovan et al.		
2007/0148409 A1	6/2007	Rios et al.		

\* cited by examiner

*Primary Examiner*—Robert M Spear  
*Assistant Examiner*—Cynthia Underwood  
(74) *Attorney, Agent, or Firm*—QuickPatents, Inc.; Kevin Prince


(57) **CLAIM**

I claim the ornamental design for a ramekin, as shown and described.

**DESCRIPTION**

FIG. 1 is a perspective view of a ramekin, showing my new design;  
FIG. 2 is a top plan view of the invention;  
FIG. 3 is a bottom plan view of the invention;  
FIG. 4 is a front elevational view of the invention;  
FIG. 5 is a left-side elevational view of the invention, the right-side elevational view being a mirror image thereof; and,  
FIG. 6 is a rear elevational view of the invention.

**1 Claim, 2 Drawing Sheets**






FIG. 1

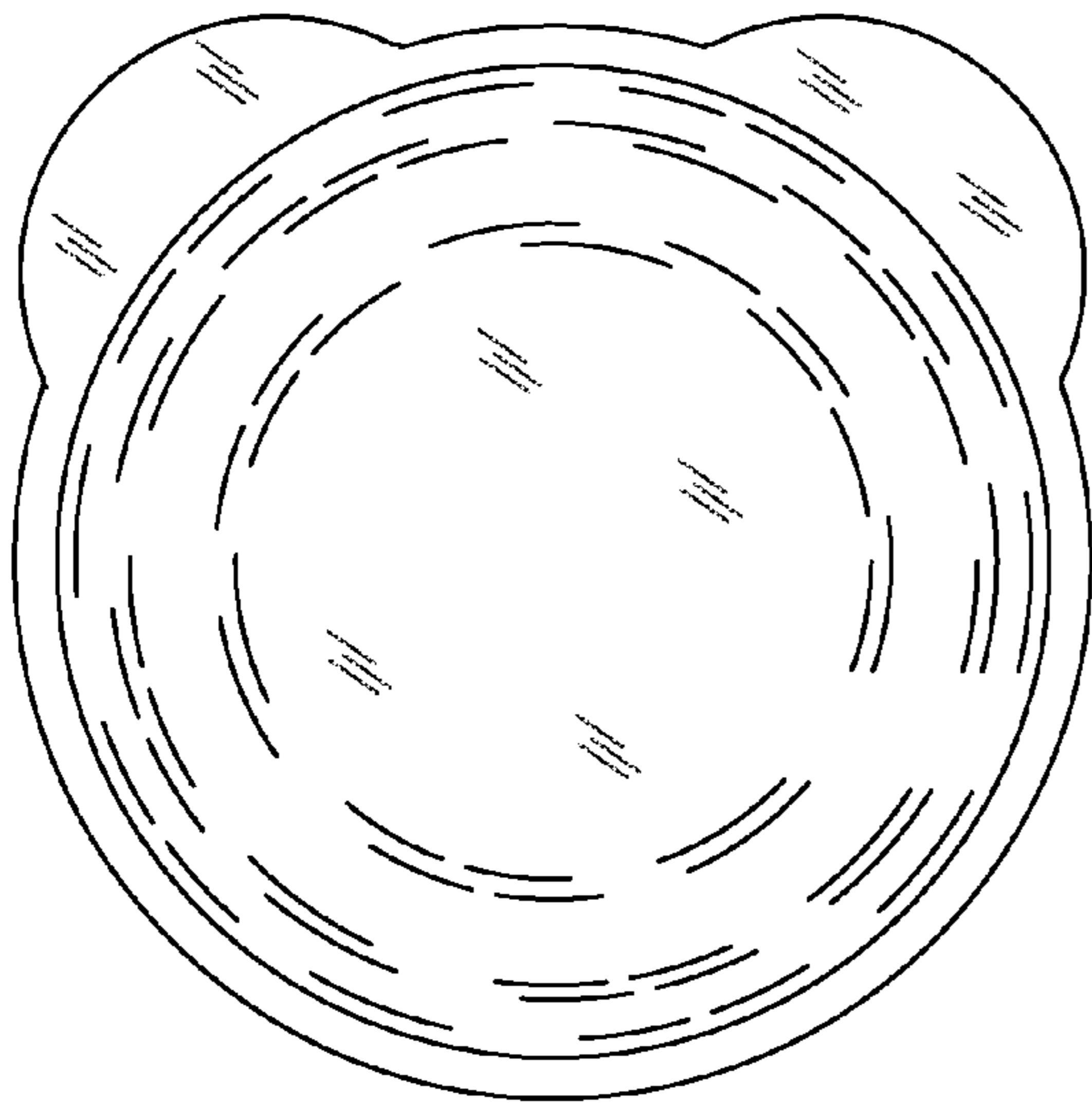


FIG. 2

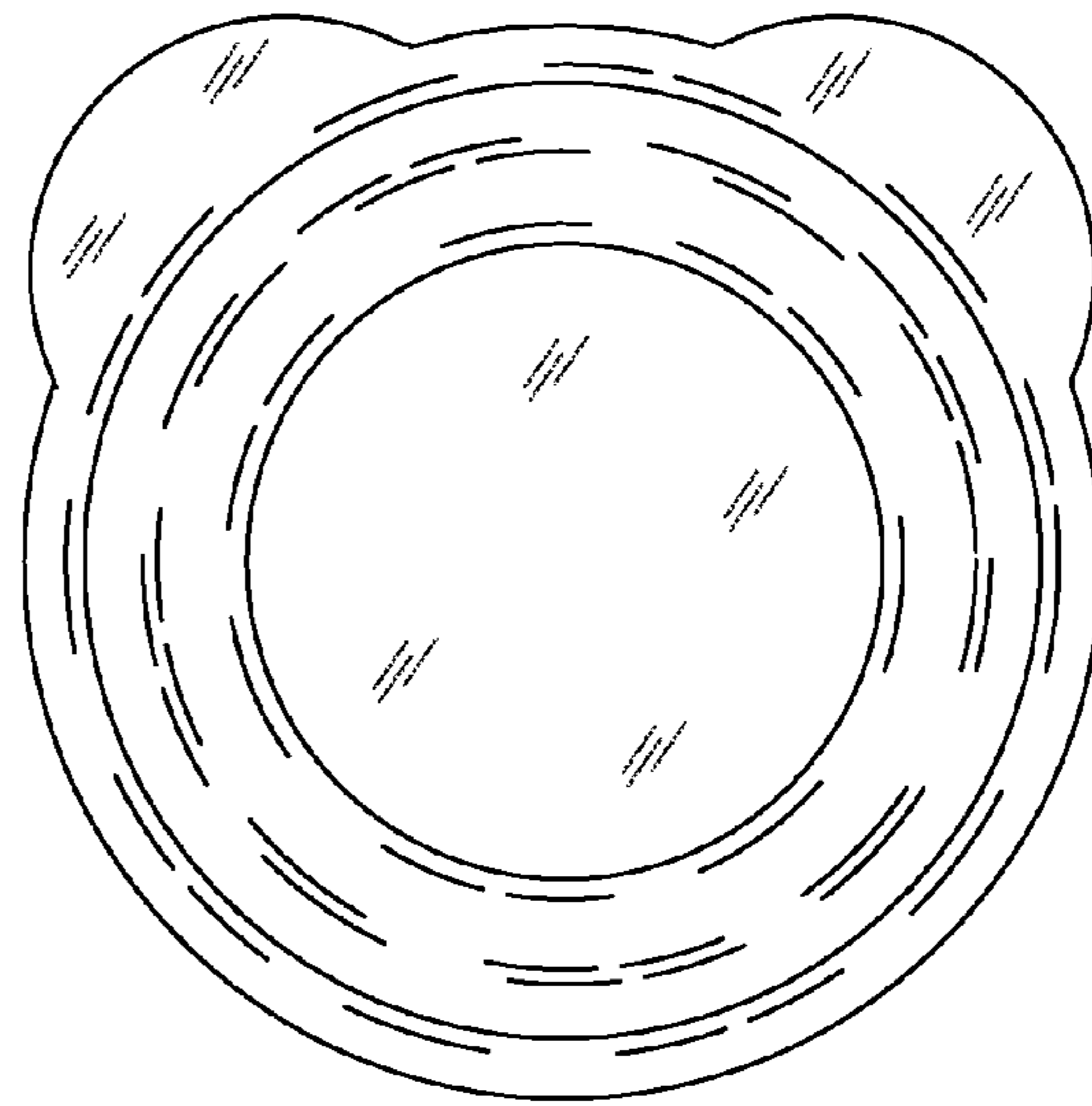


FIG. 3

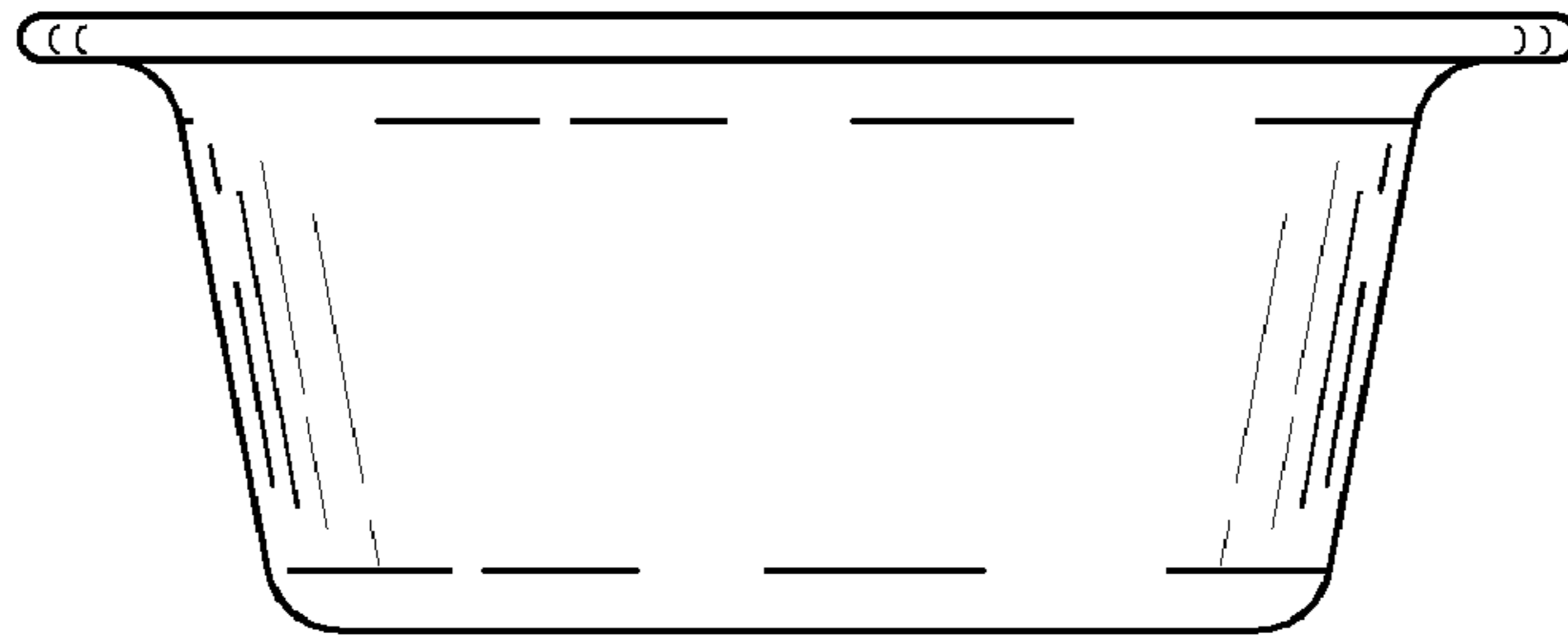


FIG. 4

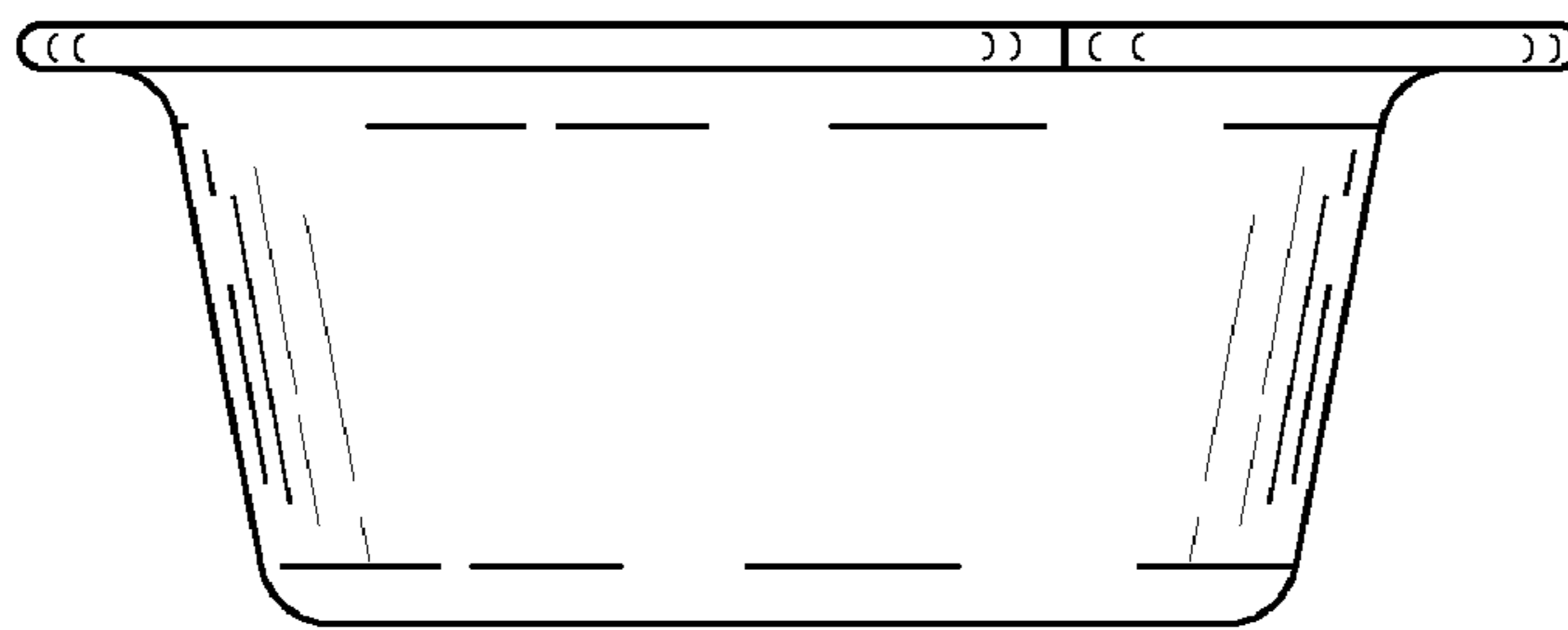


FIG. 5

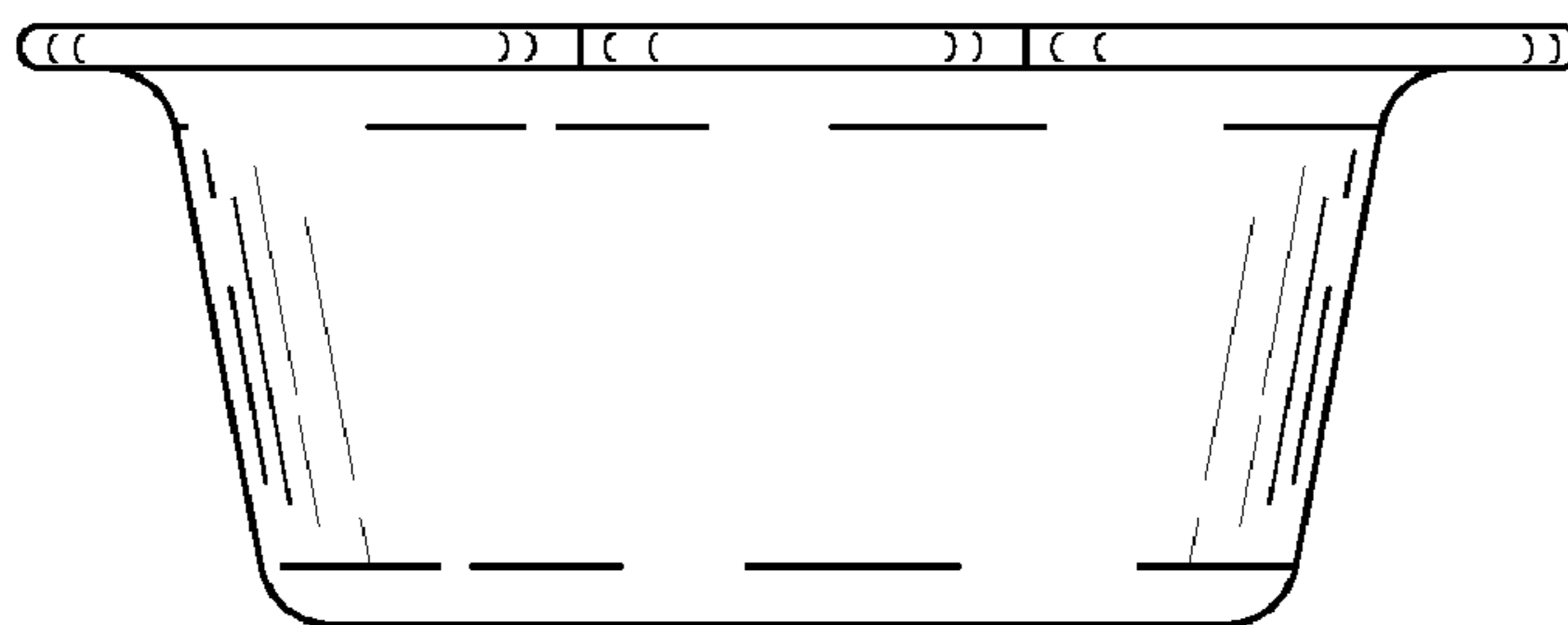


FIG. 6