



US00D601376S

(12) **United States Design Patent**
Siklosi et al.

(10) **Patent No.:** **US D601,376 S**

(45) **Date of Patent:** **** Oct. 6, 2009**

(54) **CAR SEAT COVER FOR A CAR BACK SEAT**

(75) Inventors: **Tibor Siklosi**, Joplin, MO (US); **David Price**, Miami, OK (US)

(73) Assignee: **Bergan, LLC**, Monkey Island, OK (US)

(**) Term: **14 Years**

(21) Appl. No.: **29/336,448**

(22) Filed: **May 4, 2009**

(51) **LOC (9) Cl.** **06-13**

(52) **U.S. Cl.** **D6/611**

(58) **Field of Classification Search** D6/611,
D6/610, 616, 615, 502, 333; 297/228.1,
297/228.11-229, 219.12, 220, 224; 150/154,
150/158, 155; 5/653

See application file for complete search history.

(56) **References Cited**

U.S. PATENT DOCUMENTS

2,128,168	A *	8/1938	Schulz	D6/333
2,202,065	A *	5/1940	Peebles	297/229
3,199,916	A *	8/1965	Chiarenza	297/229
D251,341	S *	3/1979	Bodrero	D6/611
4,676,376	A *	6/1987	Keiswetter	D6/611
D316,649	S *	5/1991	Swanner	D6/611
D336,585	S *	6/1993	Gibson et al.	D6/611
D343,325	S *	1/1994	Gibson et al.	D6/611
D387,940	S *	12/1997	Bruner et al.	D6/611
D491,405	S *	6/2004	Jones	D6/611
D500,623	S *	1/2005	Jones	D6/611
D537,289	S *	2/2007	Eskandry	D6/611
D588,393	S *	3/2009	Miller	D6/611

* cited by examiner

Primary Examiner—T. Chase Nelson

Assistant Examiner—David G Muller

(74) *Attorney, Agent, or Firm*—Head, Johnson & Kachigian

(57) **CLAIM**

The ornamental design for a car seat cover for a car back seat, as shown and described.

DESCRIPTION

FIG. 1 is a perspective view of the front of a car seat cover for a car back seat constructed in accordance with the present invention, where the car seat cover has a front; sides; openings positioned such that seat belts and head rests may extend therethrough;

FIG. 2 is a section view of a car seat cover for a car back seat as shown in FIG. 1, as installed on a car back seat. The car back seat shown with dashed lines forms no part of the claimed design.

FIG. 3 is a front view of a car seat cover for a car back seat as shown in FIG. 1;

FIG. 4 is a side view of a car seat cover for a car back seat as shown in FIG. 1;

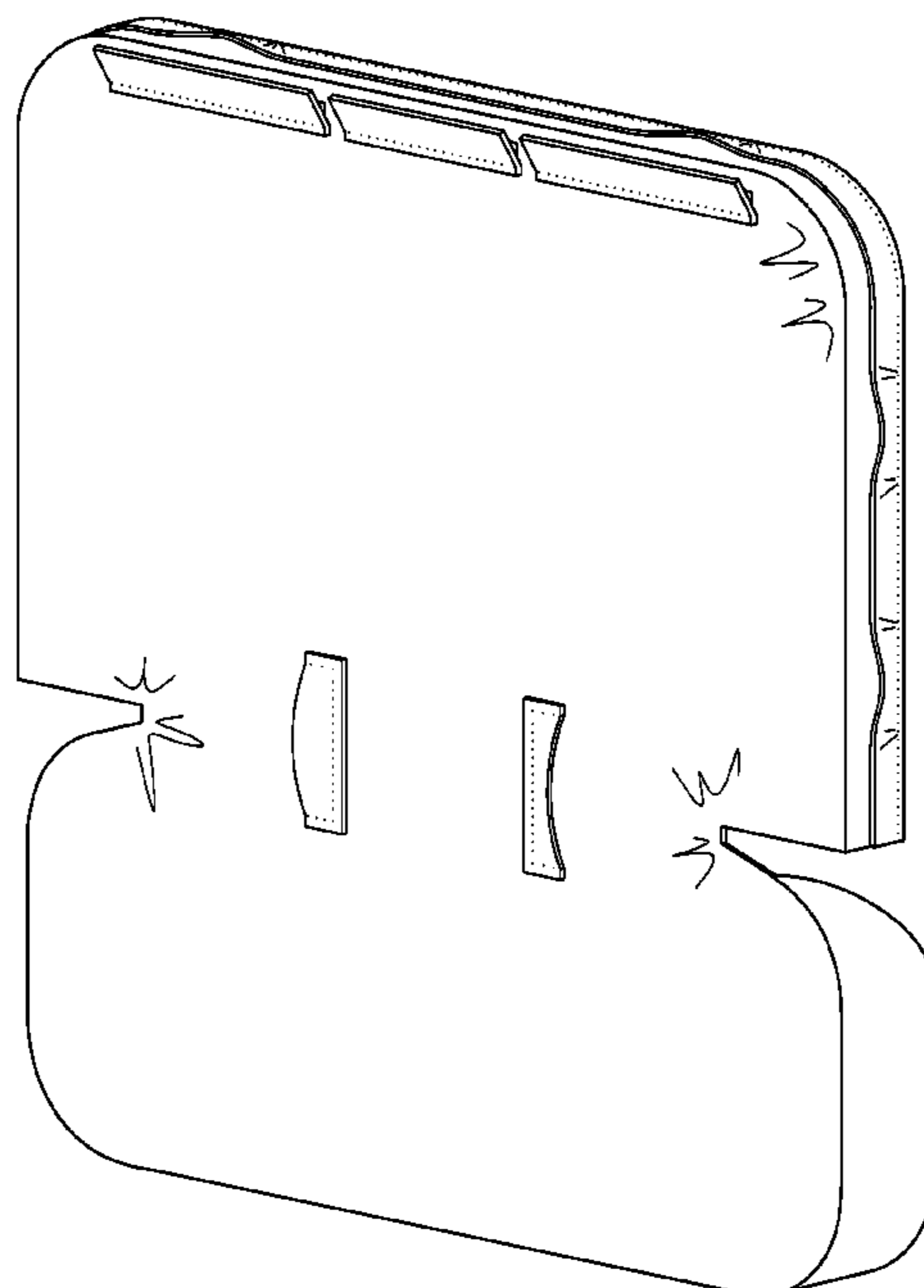
FIG. 5 is a top view of a car seat cover for a car back seat as shown in FIG. 1;

FIG. 6 is a back view of a car seat cover for a car back seat as shown in FIG. 1; and,

FIG. 7 is a bottom view of a car seat cover for a car back seat as shown in FIG. 1.

The finely spaced dashed lines in the drawings (excepting the car back seat in FIG. 2) represent stitching, and form part of the claimed design.

1 Claim, 4 Drawing Sheets



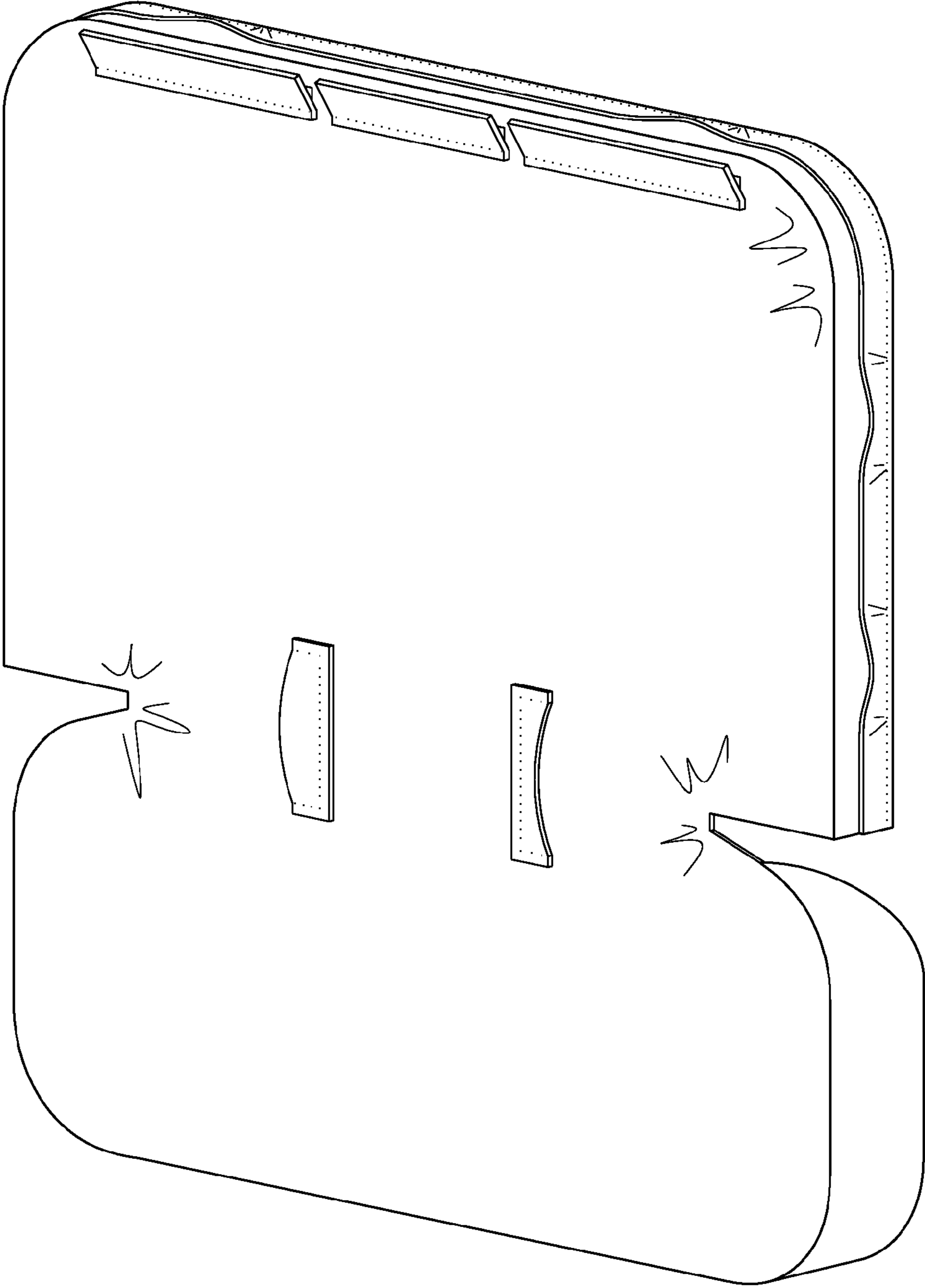


FIG. 1

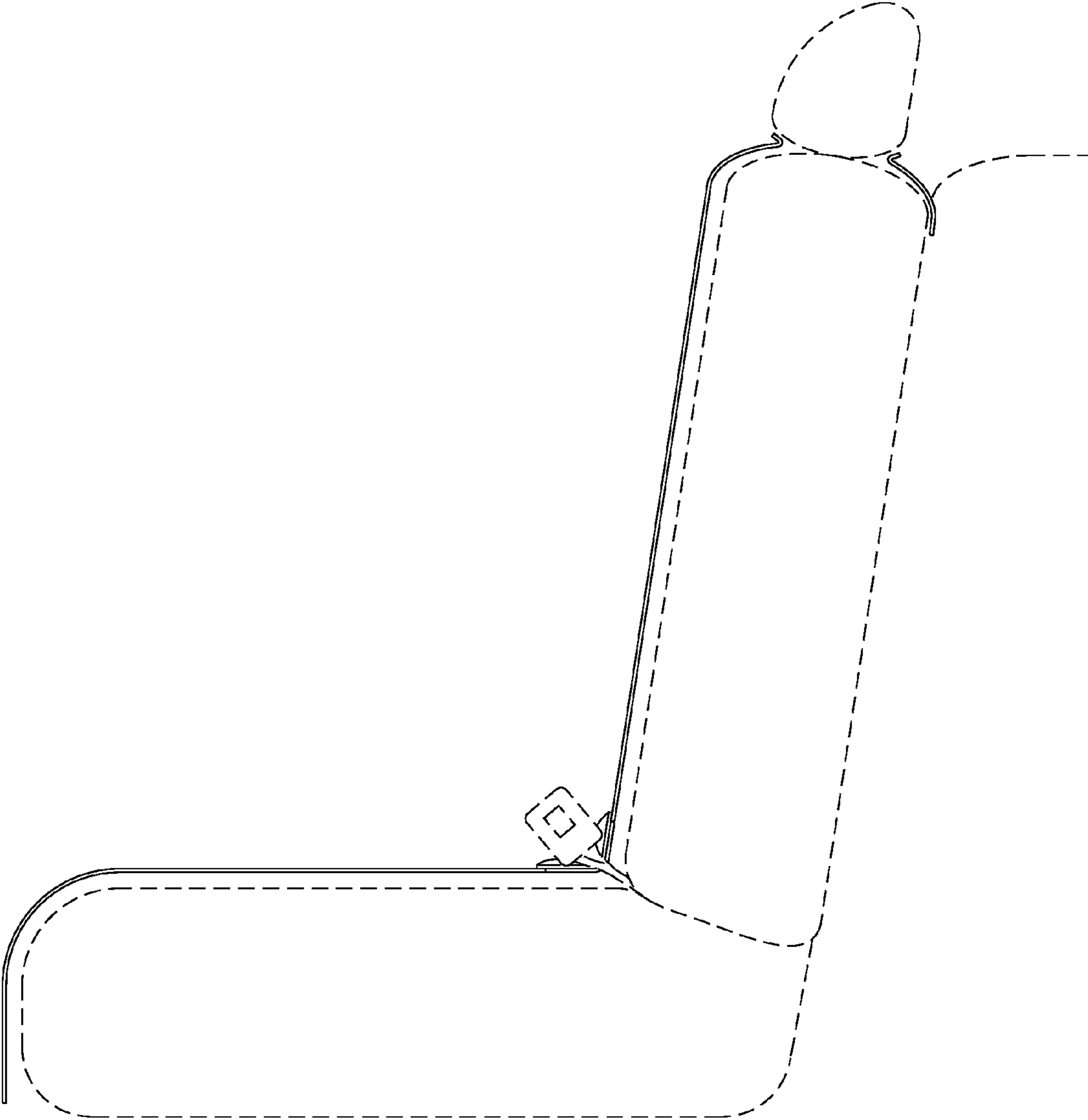


FIG. 2

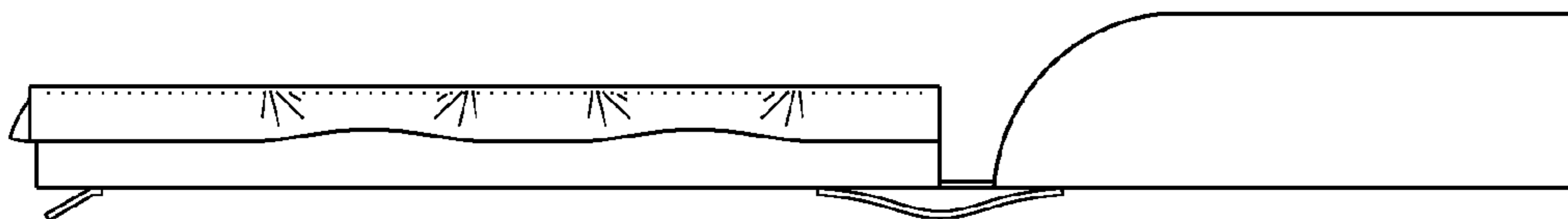


FIG. 4

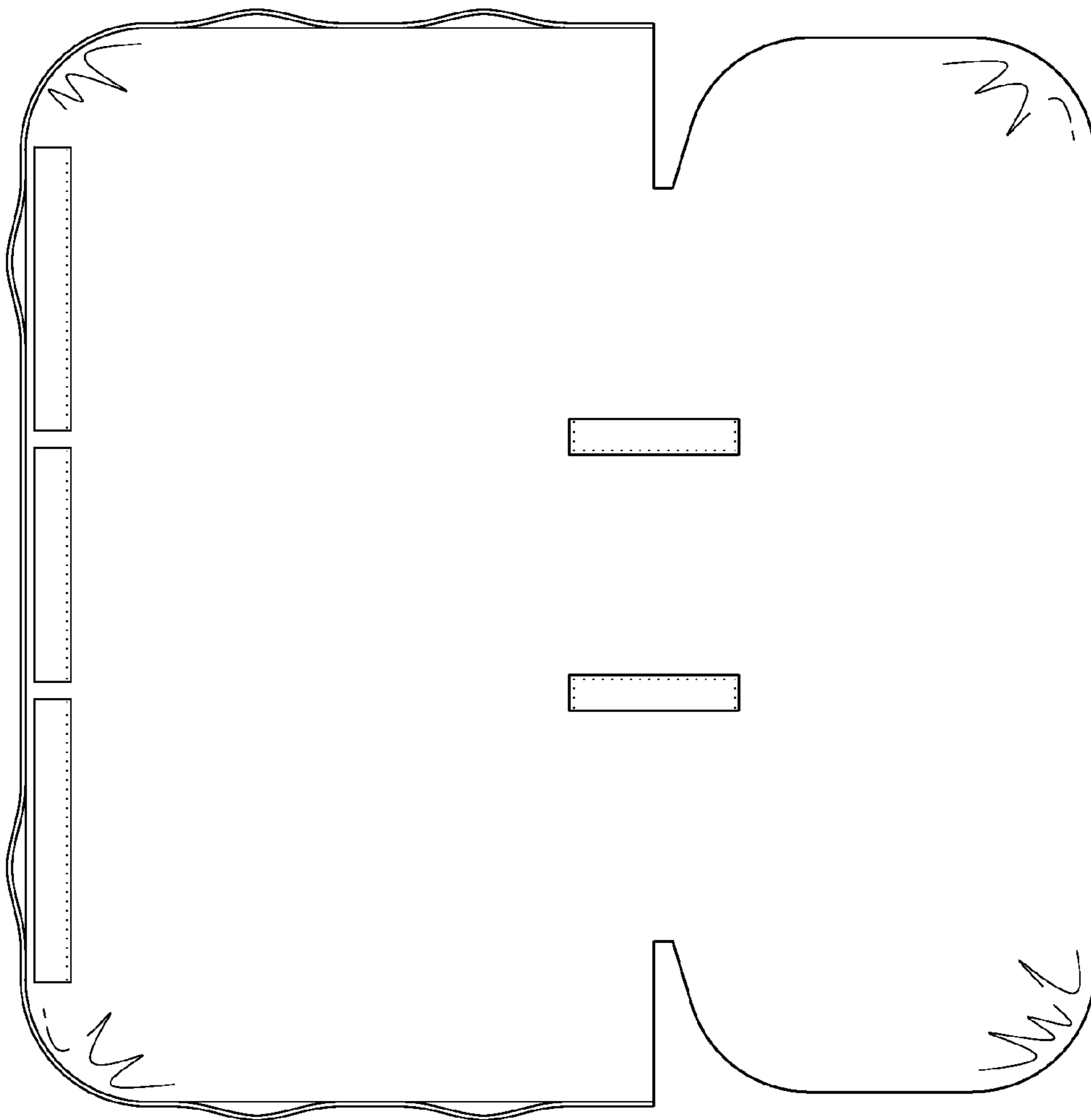


FIG. 3

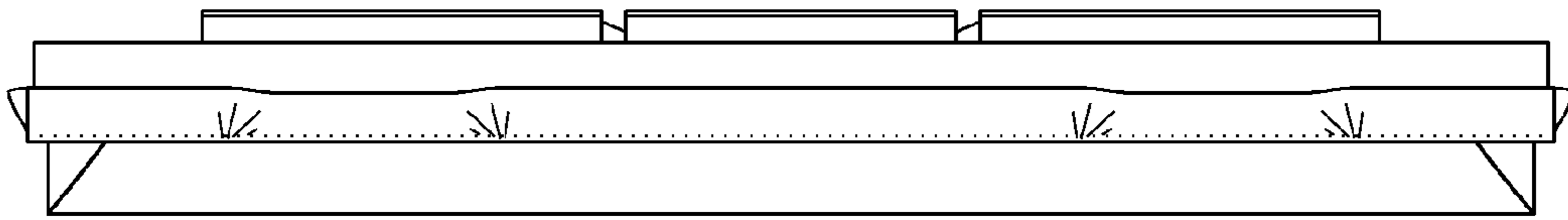


FIG. 5

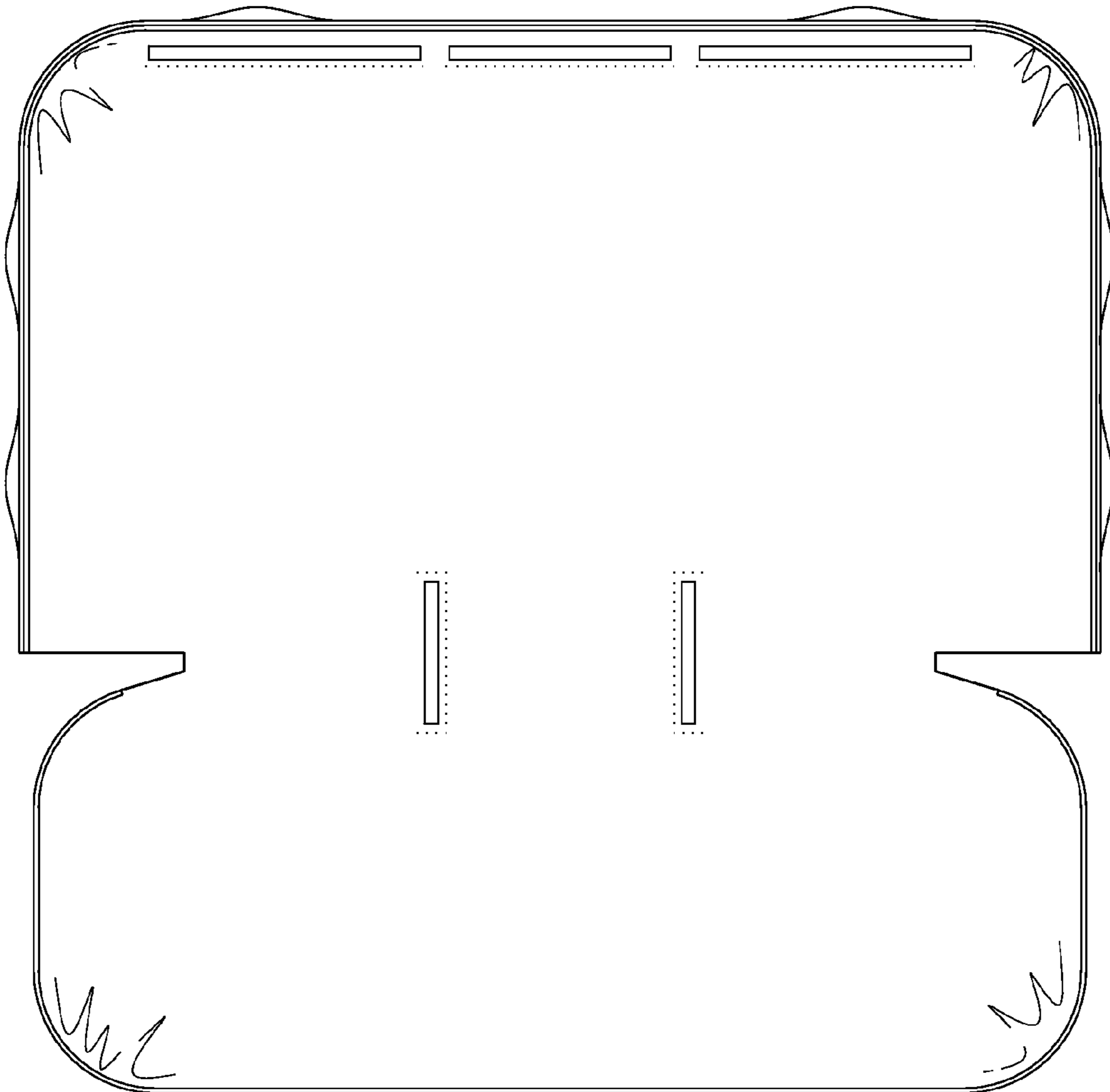


FIG. 6




FIG. 7