



US00D601375S

(12) **United States Design Patent**
Venugopal

(10) **Patent No.:** **US D601,375 S**

(45) **Date of Patent:** **** Oct. 6, 2009**

(54) **DOOR MAT HAVING AN ALTERNATING BLOCK PATTERN**

(76) Inventor: **Vivek Venugopal**, "Saras", A. S. Road, Alleppey, Kerala (IN) 688 012

(**) Term: **14 Years**

(21) Appl. No.: **29/314,368**

(22) Filed: **Mar. 25, 2009**

(51) **LOC (9) Cl.** **06-11**

(52) **U.S. Cl.** **D6/583**

(58) **Field of Classification Search** D6/582, D6/583, 584-595, 604; D5/53, 59; D12/203; D29/109; 428/100, 159; 5/417, 418, 419, 5/420; 15/215, 216, 217; 165/185
See application file for complete search history.

(56) **References Cited**

U.S. PATENT DOCUMENTS

D265,705 S *	8/1982	Yamazaki et al.	D6/583
D272,877 S *	3/1984	Yamamoto et al.	D6/583
D355,807 S *	2/1995	O'Rourke	D6/582
D540,094 S *	4/2007	Kessler et al.	D6/583
D555,407 S *	11/2007	Lan	D6/583

* cited by examiner

Primary Examiner—Robert M Spear

Assistant Examiner—Barbara B Lohr

(74) *Attorney, Agent, or Firm*—Norman B. Rainer

(57) **CLAIM**

The ornamental design for a door mat having an alternating block pattern, as shown and described.

DESCRIPTION

FIG. 1 is a top view of a door mat having an alternating block pattern, showing my new design;

FIG. 2 is a bottom view thereof;

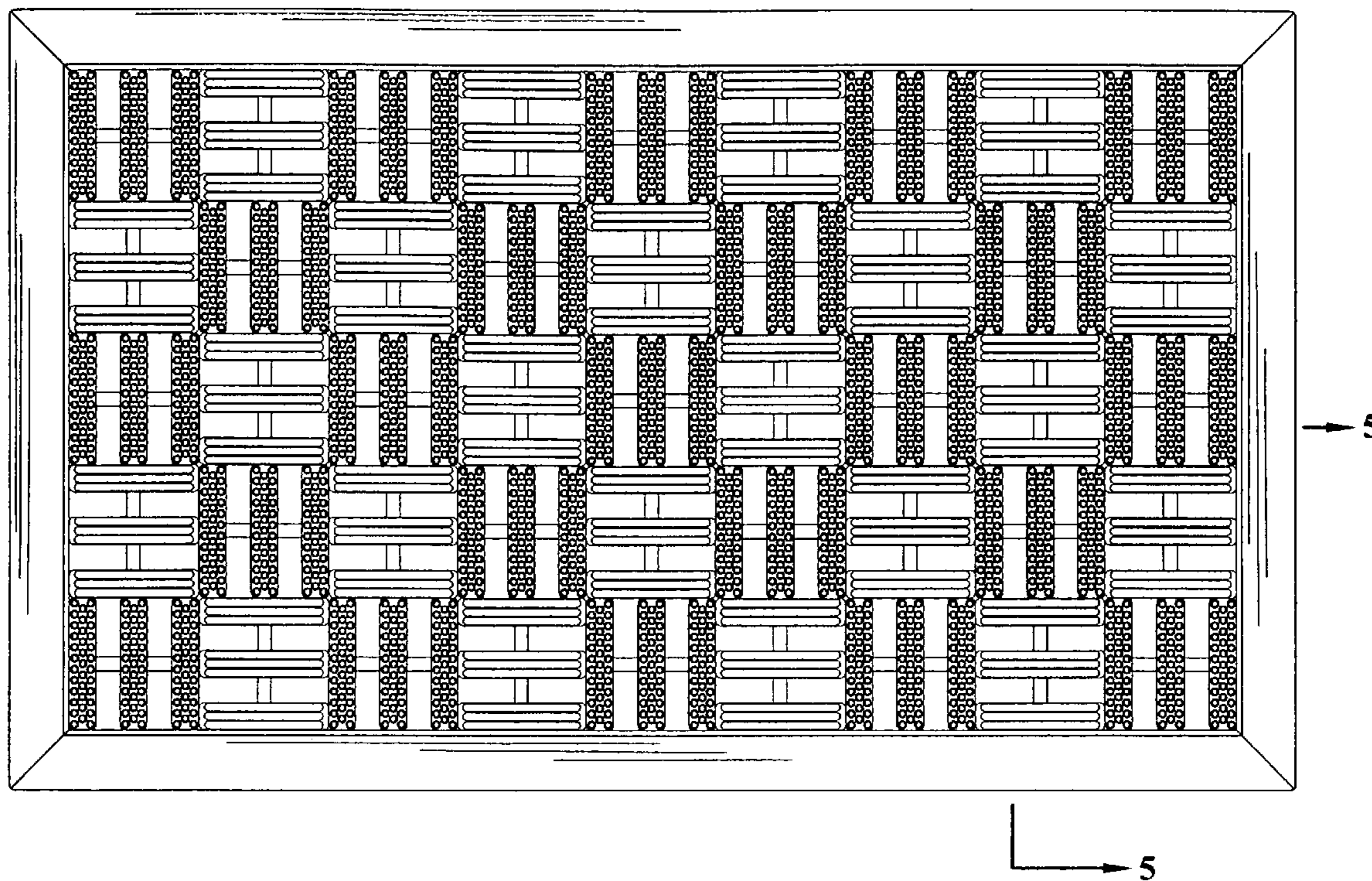
FIG. 3 is an enlarged fragmentary perspective top view thereof;

FIG. 4 is an enlarged fragmentary perspective bottom view thereof;

FIG. 5 is a sectional view thereof taken in the direction of the arrows upon the line 5—5 of FIG. 1; and,

FIG. 6 is a side view thereof, the unshown opposite side being of identical appearance.

1 Claim, 5 Drawing Sheets



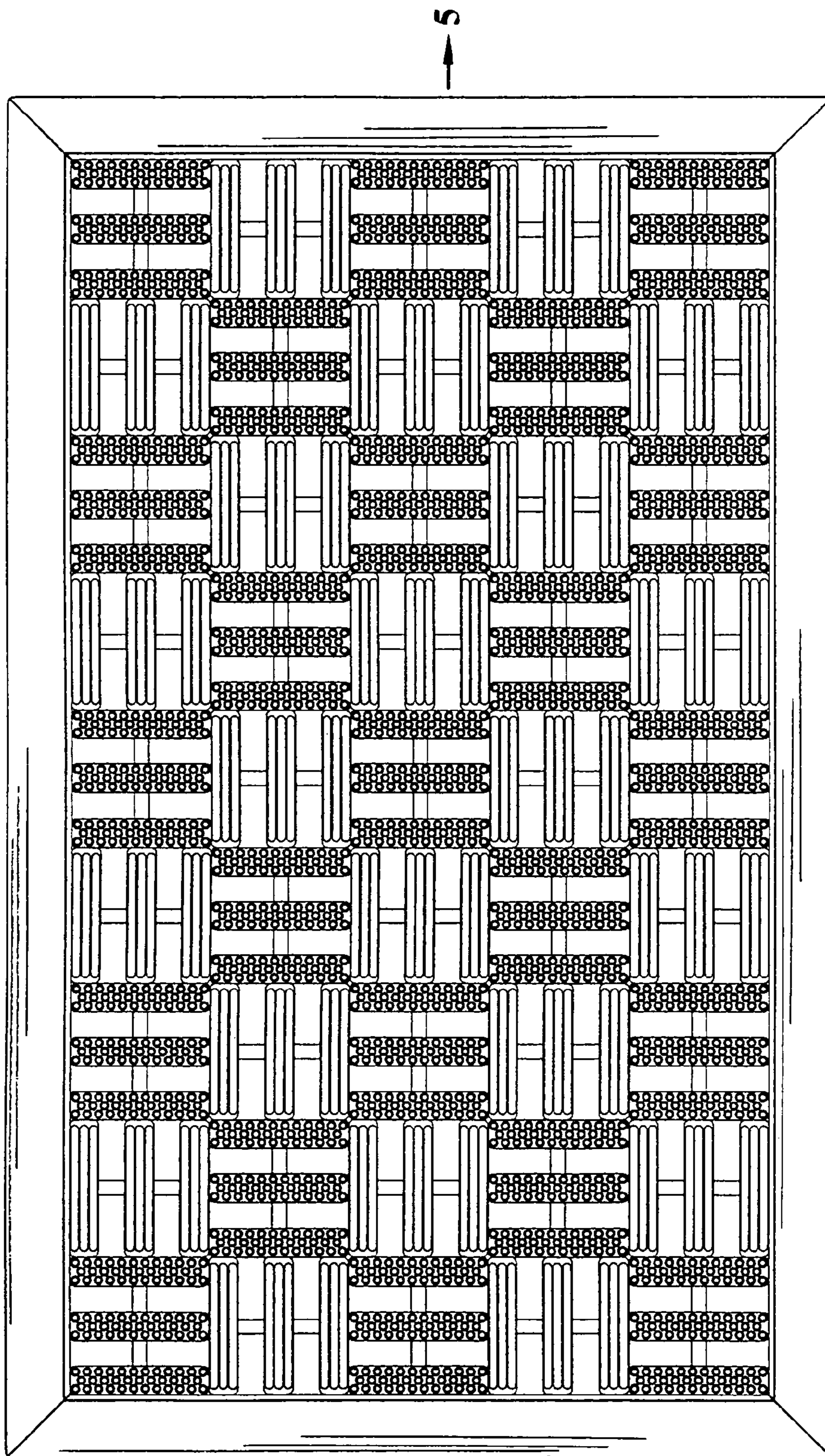


FIG. 1




FIG. 2

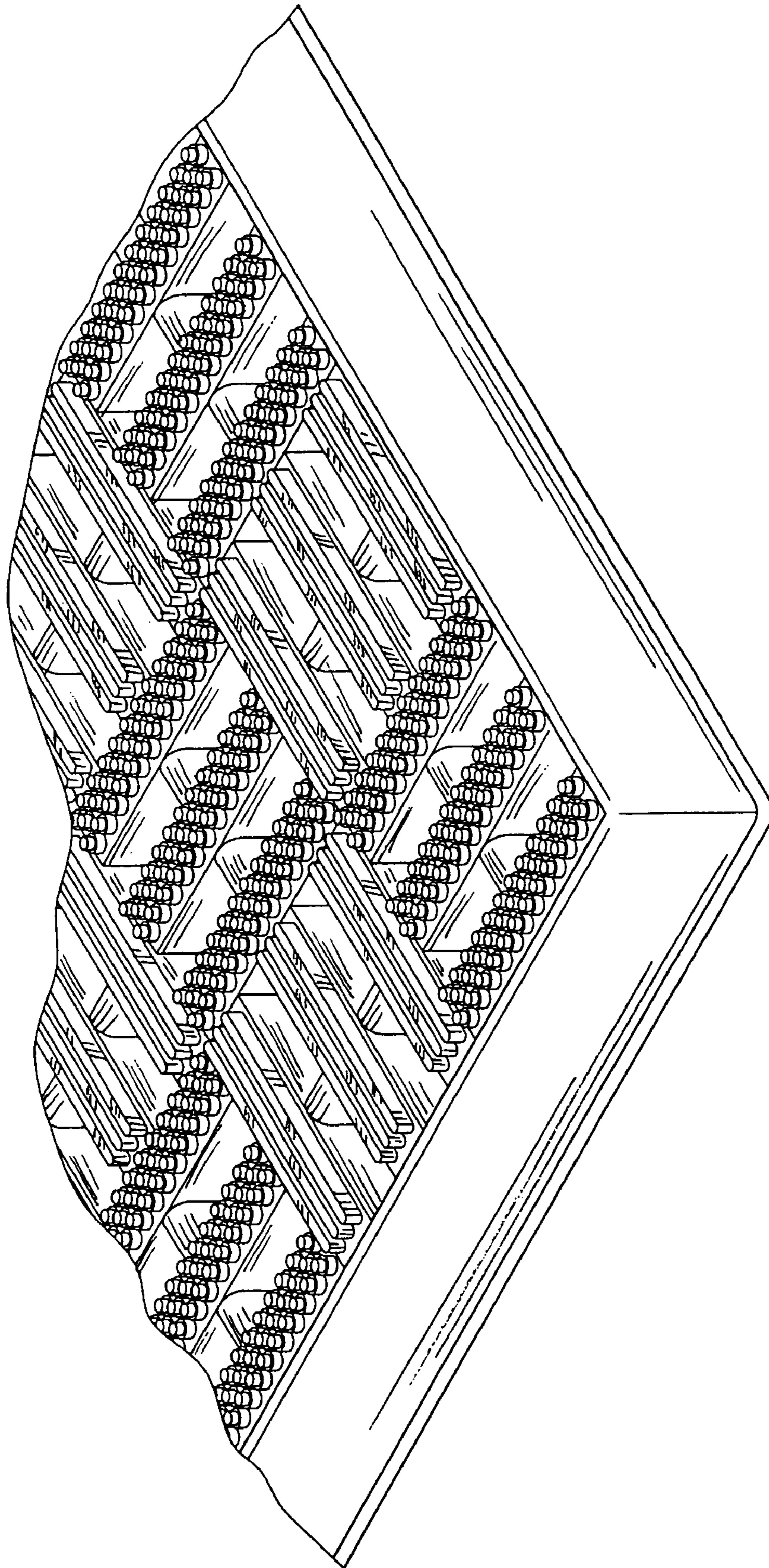


FIG. 3

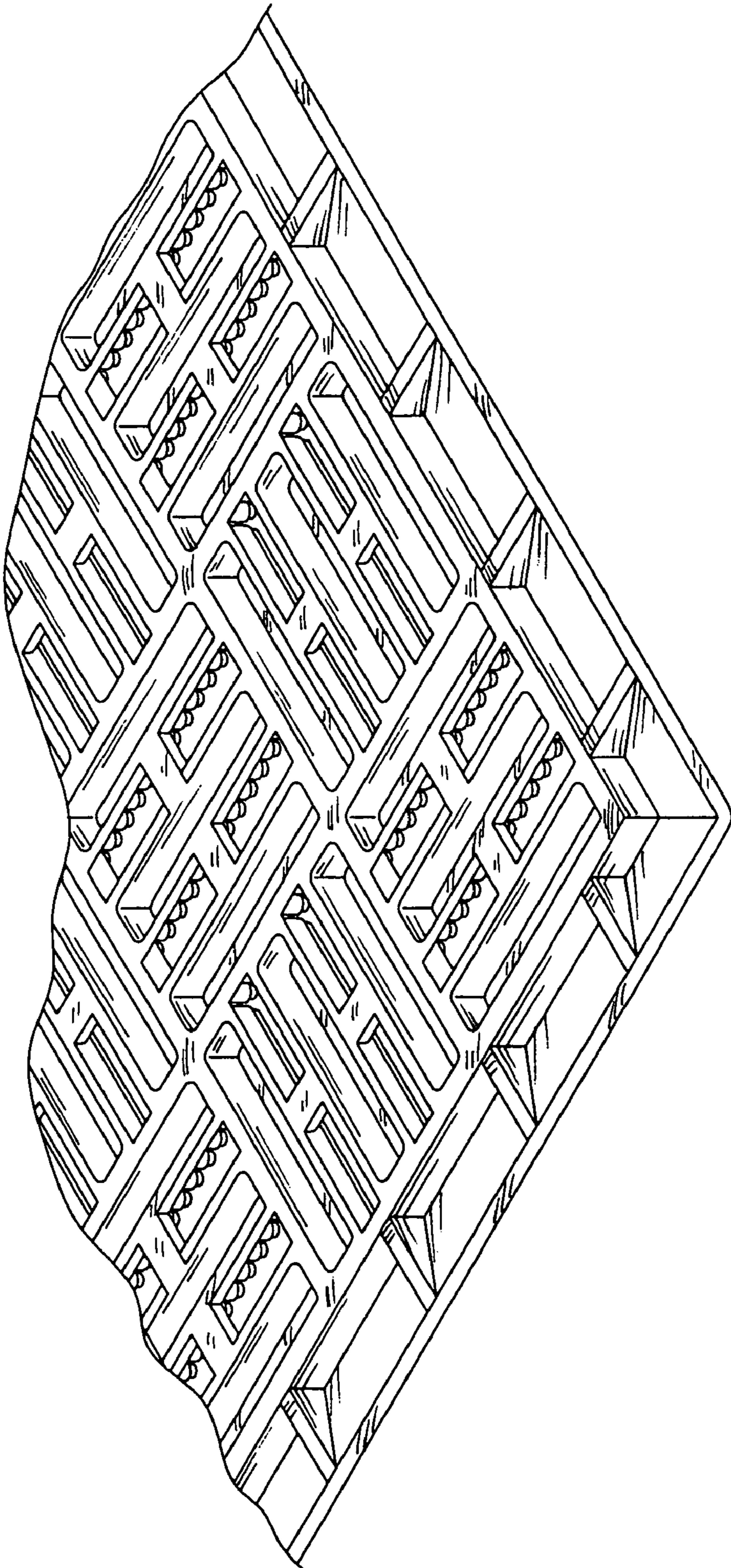


FIG. 4




FIG. 5



FIG. 6