



US00D601367S

(12) **United States Design Patent**
Nelson et al.

(10) **Patent No.:** **US D601,367 S**
(45) **Date of Patent:** **** Oct. 6, 2009**

(54) **TEAM ROOM LOCKER**

(75) Inventors: **Gregg Nelson**, Owatonna, MN (US);
Mike Jines, Owatonna, MN (US); **Matt Loftus**,
Owatonna, MN (US); **Marty Prins**, Owatonna, MN (US)

(73) Assignee: **Wenger Corporation**, Owatonna, MN (US)

(**) Term: **14 Years**

(21) Appl. No.: **29/325,402**

(22) Filed: **Sep. 30, 2008**

(51) **LOC (9) Cl.** **06-04**

(52) **U.S. Cl.** **D6/477**

(58) **Field of Classification Search** D6/396,
D6/474, 399, 421, 449-451, 466-469, 473-476,
D6/436; D19/90; D3/254; 211/135, 134,
211/40-42; 312/265.1, 265.4, 204, 114
See application file for complete search history.

(56) **References Cited**

U.S. PATENT DOCUMENTS

3,819,246 A	6/1974	List	
4,077,686 A	3/1978	Bukaitz	
D248,138 S	6/1978	Stackhouse et al.	
D259,005 S	4/1981	Stackhouse	
4,283,099 A	8/1981	Burton	
4,494,805 A	1/1985	Washburn	
4,500,146 A	2/1985	Peterson	
4,793,664 A	12/1988	Jackson	
D306,428 S	3/1990	Barth et al.	
D315,996 S	4/1991	Barth et al.	
5,039,179 A	8/1991	Chouzenoux	
5,219,386 A	6/1993	Kietzmaier et al.	
D359,403 S	6/1995	Tisbo et al.	
5,421,646 A	6/1995	McNamara et al.	
D361,446 S	8/1995	Acard	
D362,767 S	10/1995	Kelly et al.	
5,458,272 A *	10/1995	Ward-Weber 229/122.1
5,474,192 A	12/1995	Hartzell	
D366,376 S	1/1996	Tisbo et al.	

5,483,902 A *	1/1996	Grosch 108/143
5,546,678 A	8/1996	Dhaemers	
5,564,806 A	10/1996	Keisling et al.	
5,690,401 A	11/1997	Franklin	
5,930,915 A	8/1999	Dhaemers	
6,018,885 A	2/2000	Hill	
6,042,207 A	3/2000	Crosby et al.	
6,094,839 A	8/2000	Nikolov	
6,134,806 A	10/2000	Dhaemers	

(Continued)

FOREIGN PATENT DOCUMENTS

EP 1 087 347 A2 3/2001

(Continued)

OTHER PUBLICATIONS

Shockdoctor Power Dry System; www.shockdoctor.com/products/technology/power-dry-trade.aspx; Jan. 14, 2009.

Primary Examiner—Elizabeth A Albert
Assistant Examiner—Kelley A Donnelly
(74) *Attorney, Agent, or Firm*—Patterson, Thunte, Skaar & Christensen, P.A.

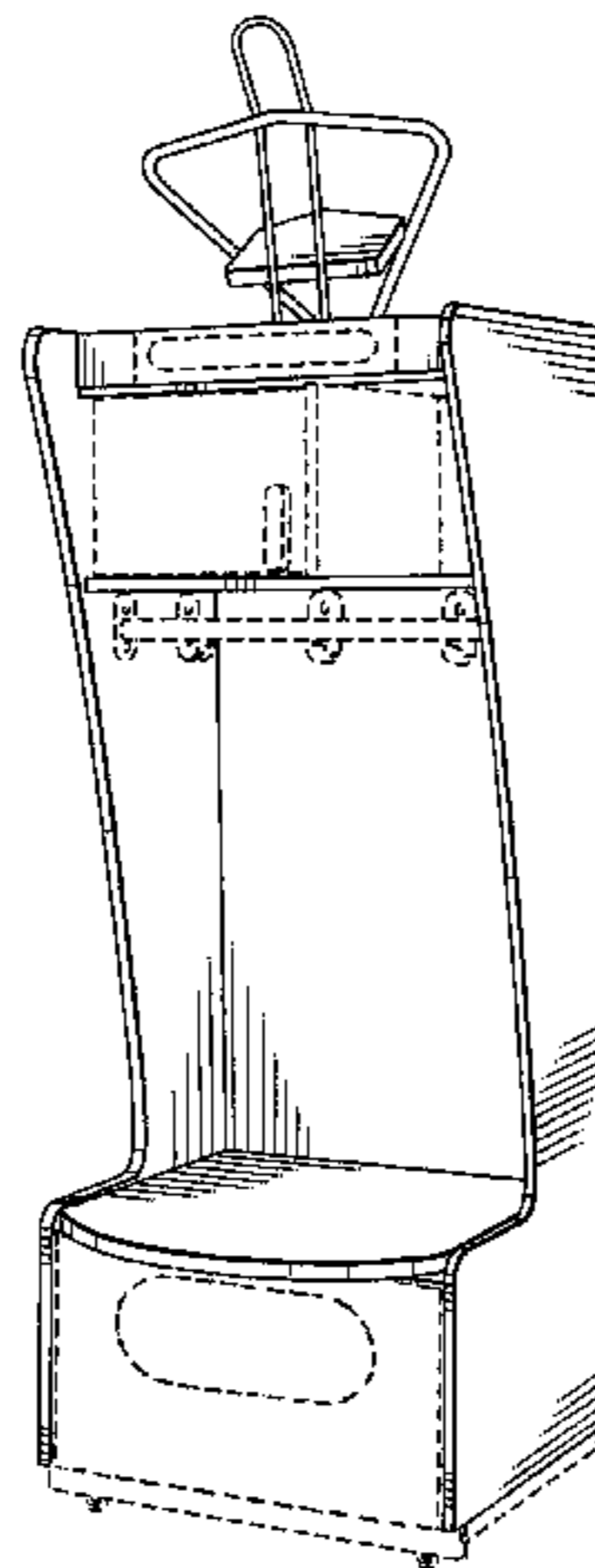
(57) **CLAIM**

We claim the ornamental design for a team room locker, as shown and described.

DESCRIPTION

FIG. 1 is a front perspective view of a team room locker according to the present invention;
FIG. 2 is a front elevational view thereof;
FIG. 3 is a right side elevational view, the opposite side being a mirror image thereof; and,
FIG. 4 is a top plan view thereof.
The broken lines represent environmental elements only and form no part of the claimed design.

1 Claim, 3 Drawing Sheets



US D601,367 S

Page 2

U.S. PATENT DOCUMENTS

D434,924 S 12/2000 Jermain
D438,034 S 2/2001 Jermain
6,369,892 B2 4/2002 Richert
6,450,599 B1 9/2002 Mamuyac
6,499,817 B2 12/2002 Jermain
D492,860 S * 7/2004 Bertoncini D6/470
D498,609 S * 11/2004 Juneau et al. D6/436
D499,577 S * 12/2004 Willy D6/436
6,889,449 B2 5/2005 Silver
D568,631 S * 5/2008 Martin et al. D6/436
D587,033 S * 2/2009 Martin et al. D6/436
D587,034 S * 2/2009 Martin et al. D6/436

2004/0017137 A1 1/2004 Straub
2005/0005531 A1 1/2005 Stultz
2005/0035696 A1 2/2005 Parise
2005/0190037 A1 9/2005 Shitan et al.
2005/0193585 A1 9/2005 Silver
2005/0275234 A1 12/2005 Ottenthal
2006/0108899 A1 5/2006 Jin
2006/0138918 A1 6/2006 Parslow

FOREIGN PATENT DOCUMENTS

EP 1 087 347 A3 3/2001

* cited by examiner

Fig. 1

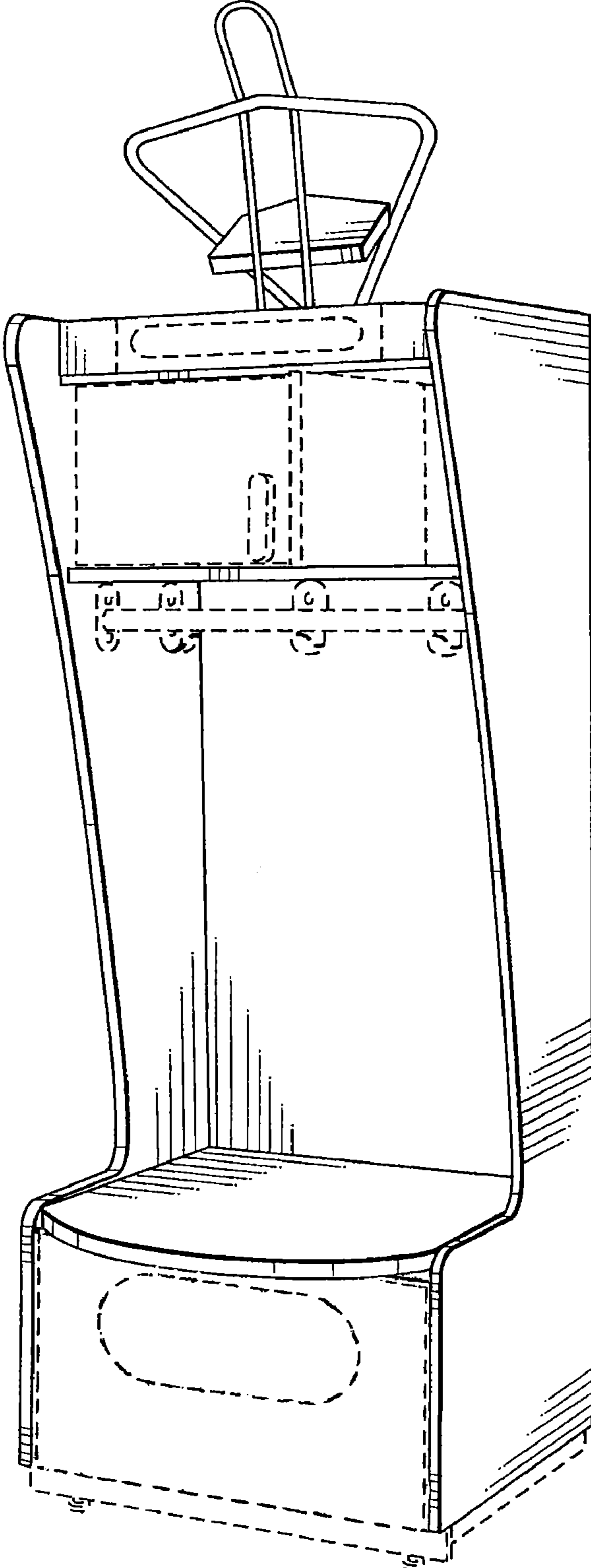


Fig. 2

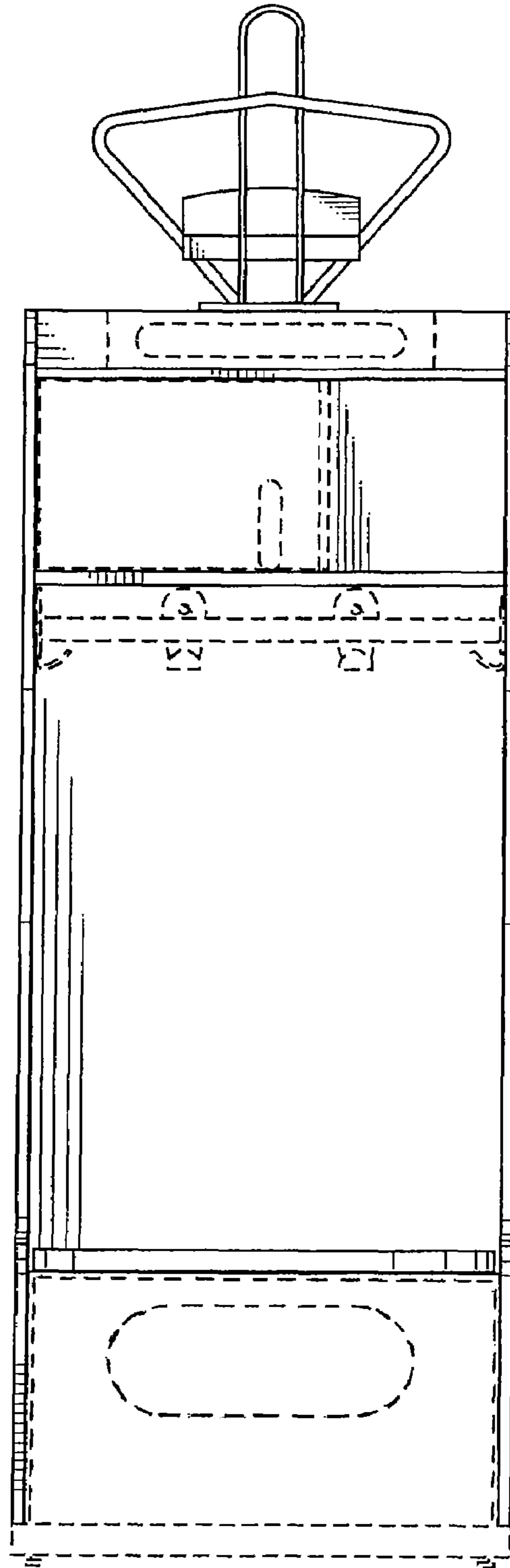


Fig. 3

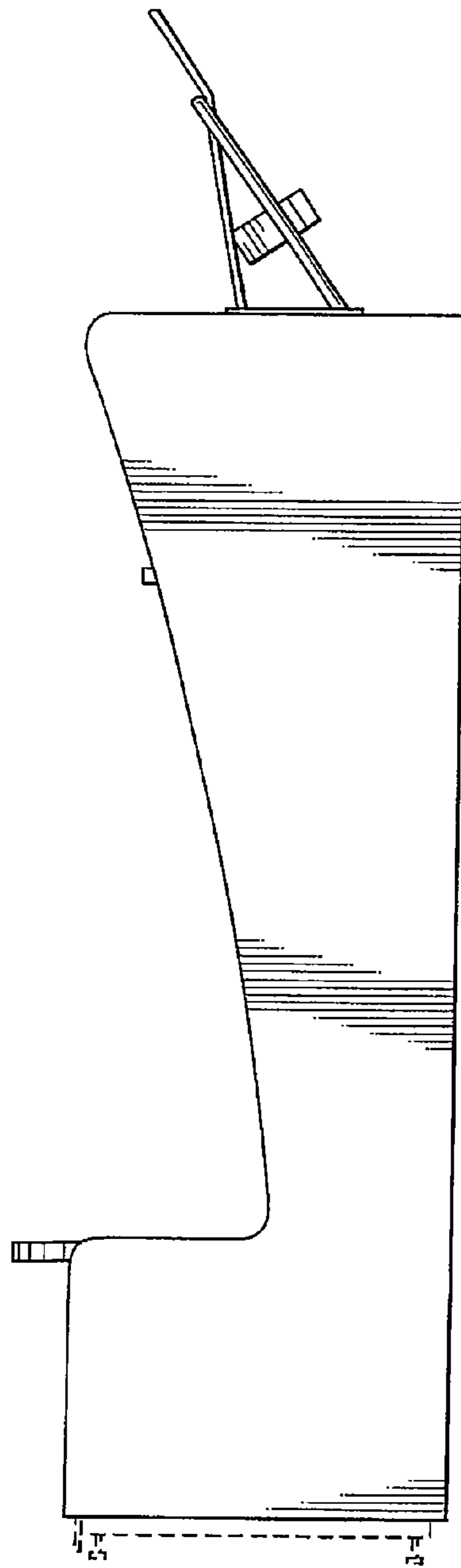


Fig. 4

