



US00D601357S

(12) **United States Design Patent**  
**Siegel**

(10) **Patent No.:** **US D601,357 S**

(45) **Date of Patent:** **\*\* Oct. 6, 2009**

(54) **CHAIR**

(75) **Inventor:** **Lee M. Siegel, San Diego, CA (US)**

(73) **Assignee:** **Early Learning Resources, LLC,**  
**Mount Laurel, NJ (US)**

(\*\*) **Term:** **14 Years**

(21) **Appl. No.:** **29/314,616**

(22) **Filed:** **Apr. 14, 2009**

(51) **LOC (9) Cl.** ..... **06-01**

(52) **U.S. Cl.** ..... **D6/334**

(58) **Field of Classification Search** ..... D6/334,  
D6/336, 338, 349, 352, 363, 374, 375, 380,  
D6/381, 491, 492, 500-502; 297/175, 411.2,  
297/445.1, 446.1, 446.2, 447.1, 447.2, 448.1,  
297/451.2, 452.11, 452.29, 461, 462; 5/12.1,  
5/12.2

See application file for complete search history.

(56) **References Cited**

**U.S. PATENT DOCUMENTS**

2,439,322 A \* 4/1948 Thaden ..... 297/451.11  
2,698,049 A \* 12/1954 Lamb ..... 297/160  
D219,016 S \* 10/1970 Muller ..... D6/375  
4,210,182 A \* 7/1980 Danko ..... 144/349  
D341,954 S \* 12/1993 Thompson ..... D6/374

D365,454 S \* 12/1995 Thomson ..... D6/380  
D422,158 S \* 4/2000 Newhouse ..... D6/375  
D469,970 S \* 2/2003 Molteni ..... D6/374  
D473,407 S \* 4/2003 Ross ..... D6/500  
D526,796 S \* 8/2006 Charlton ..... D6/363  
D529,726 S \* 10/2006 Cutler et al. .... D6/334  
D568,626 S \* 5/2008 Gharabegian ..... D6/374  
D574,622 S \* 8/2008 Neil ..... D6/374

\* cited by examiner

*Primary Examiner*—Sandra Snapp

(74) *Attorney, Agent, or Firm*—Norman E. Lehrer

(57) **CLAIM**

The ornamental design for a chair, as shown and described.

**DESCRIPTION**

FIG. 1 is a front perspective view of a chair showing my new design;

FIG. 2 is a front elevational view thereof;

FIG. 3 is a rear elevational view thereof;

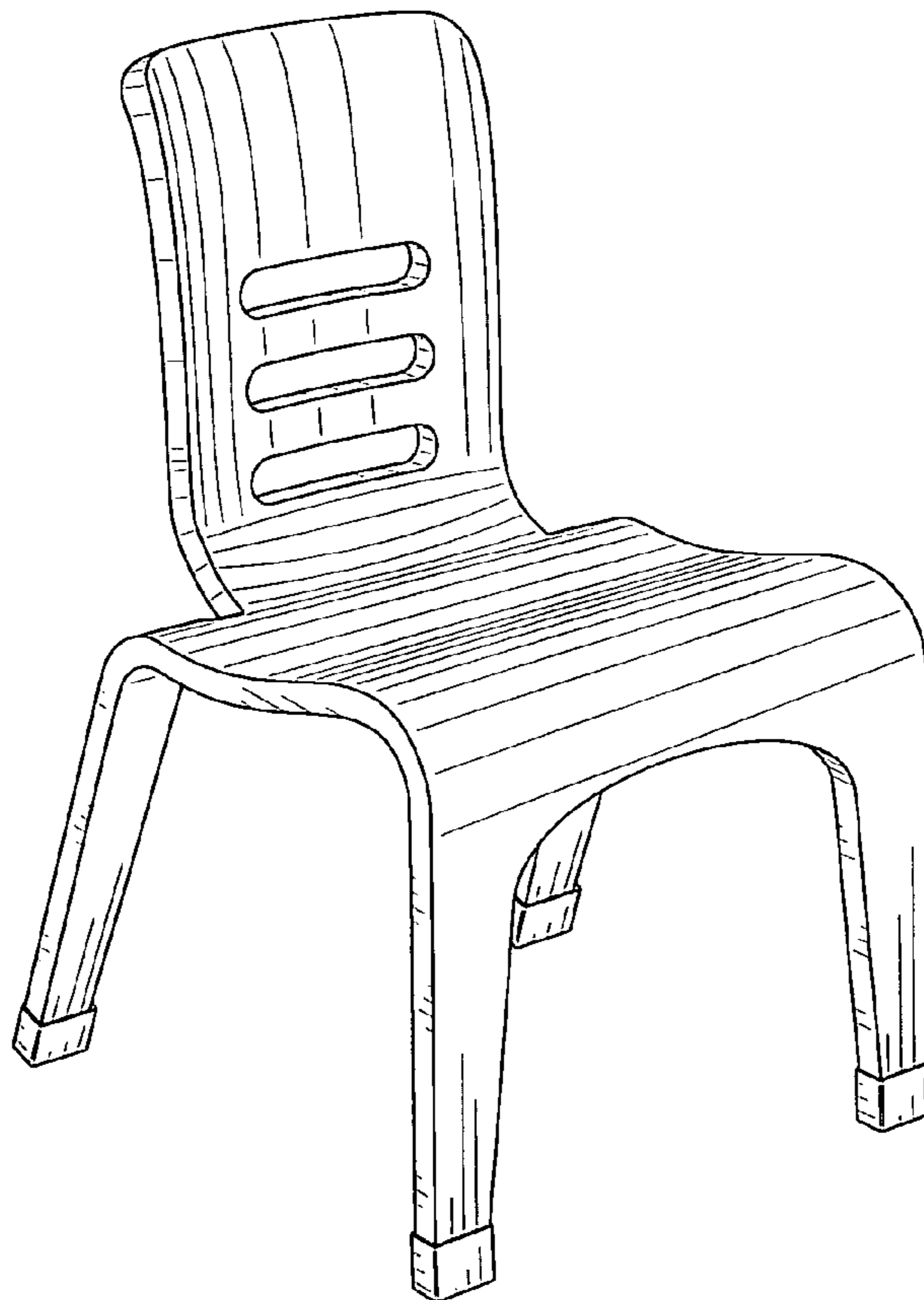
FIG. 4 is a top plan view thereof;

FIG. 5 is a bottom plan view thereof;

FIG. 6 is a right side elevational view thereof; and,

FIG. 7 is a left side elevational view thereof.

**1 Claim, 4 Drawing Sheets**



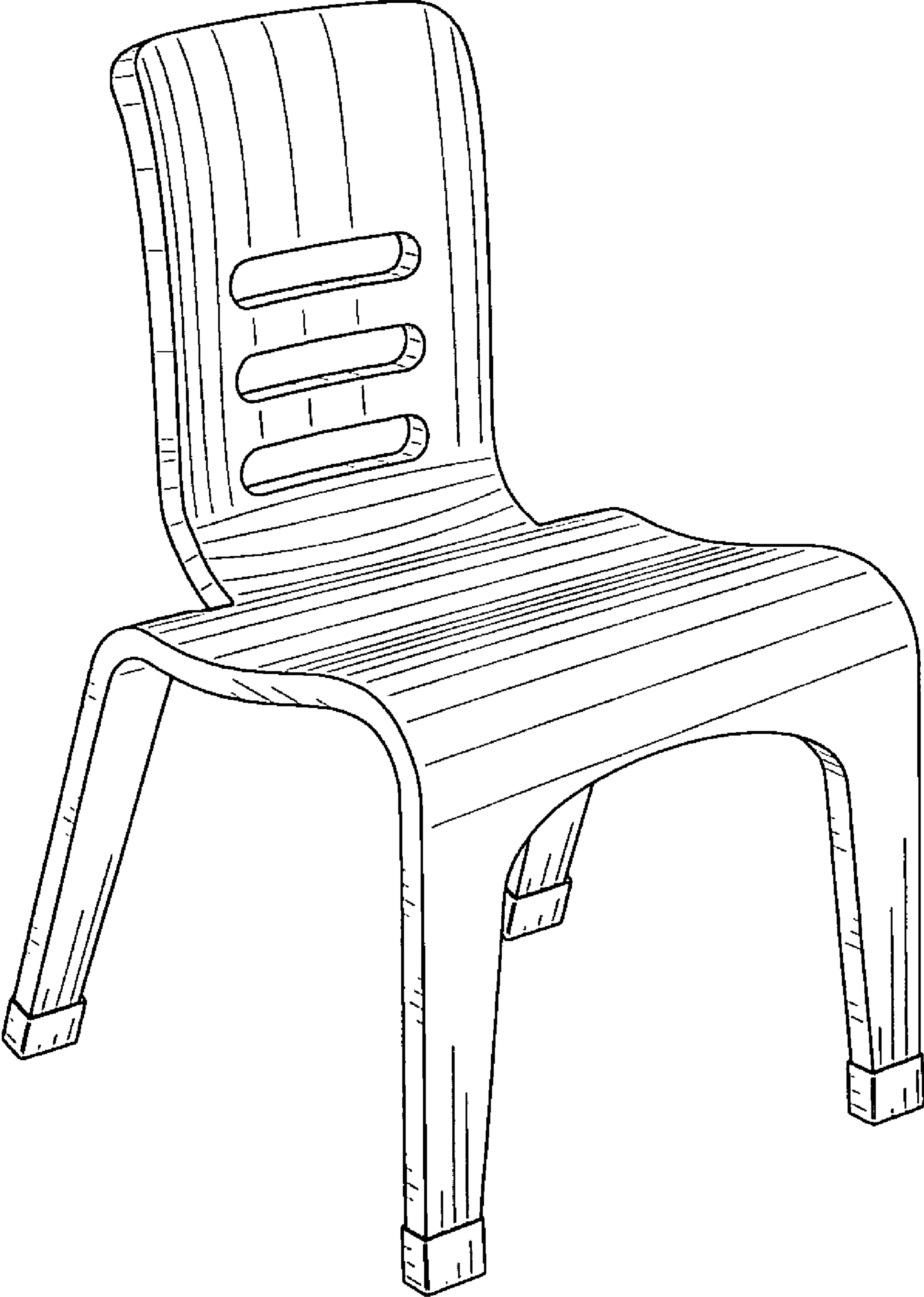


FIG. 1

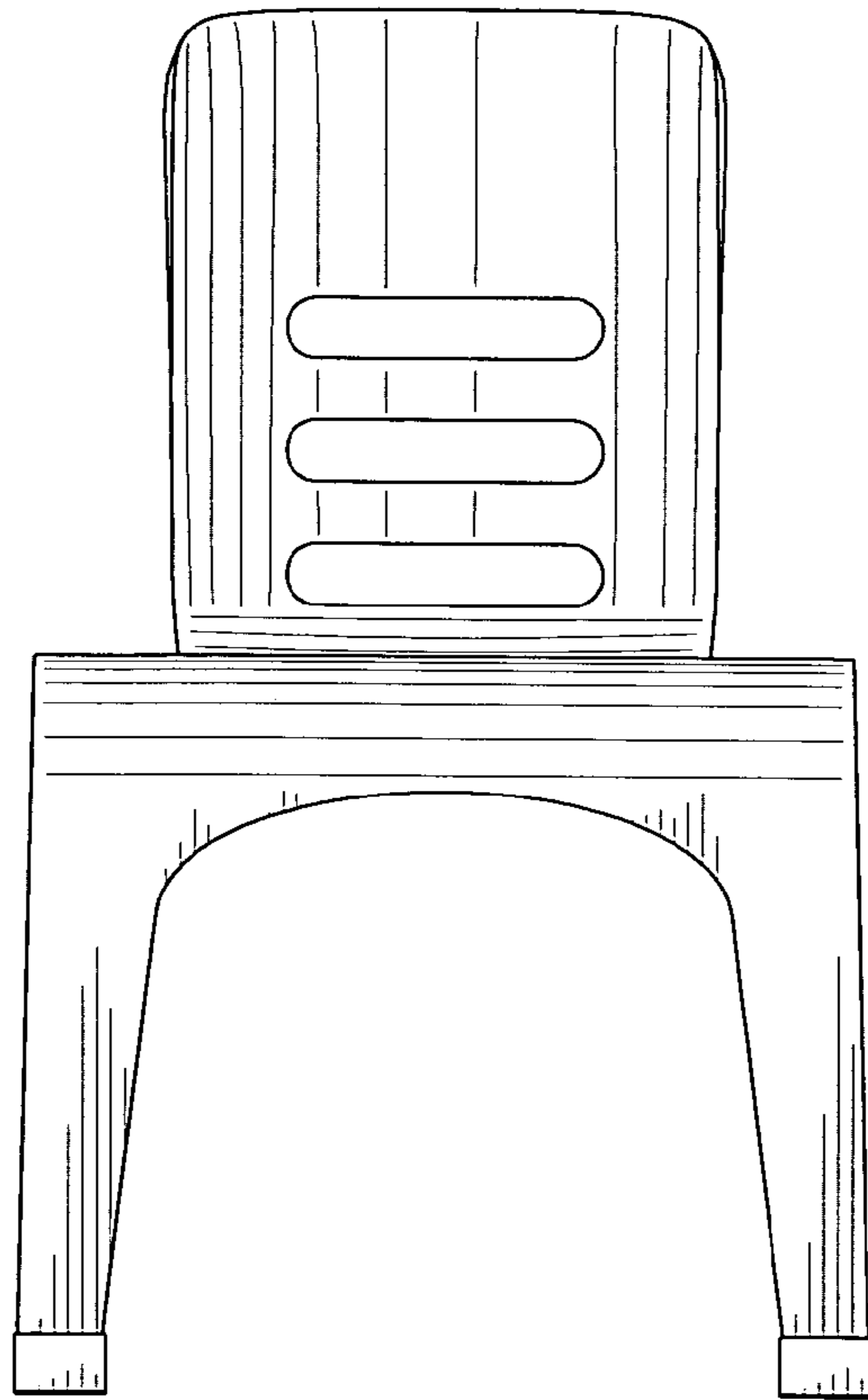


FIG. 2




FIG. 3




FIG. 4

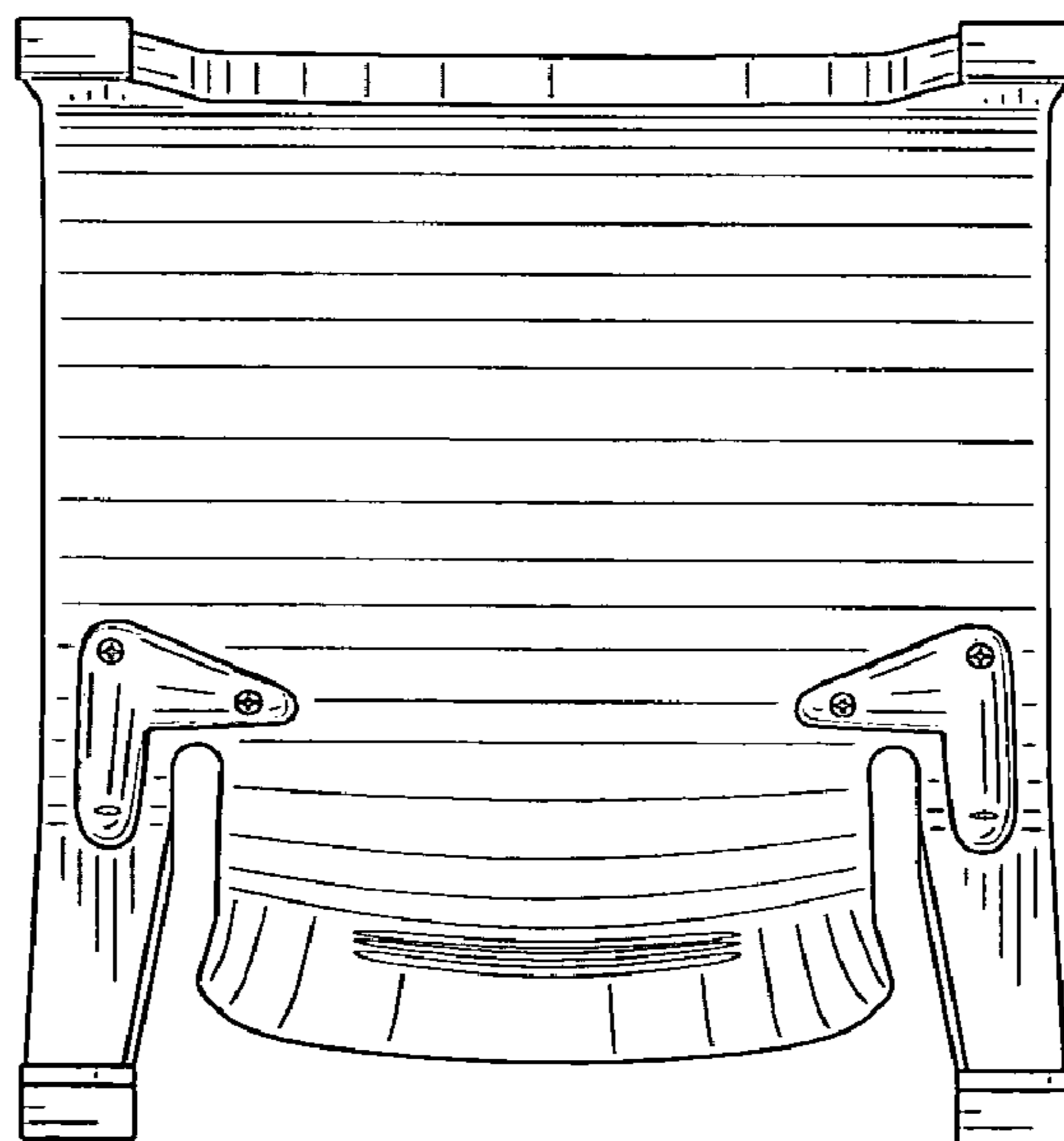


FIG. 5

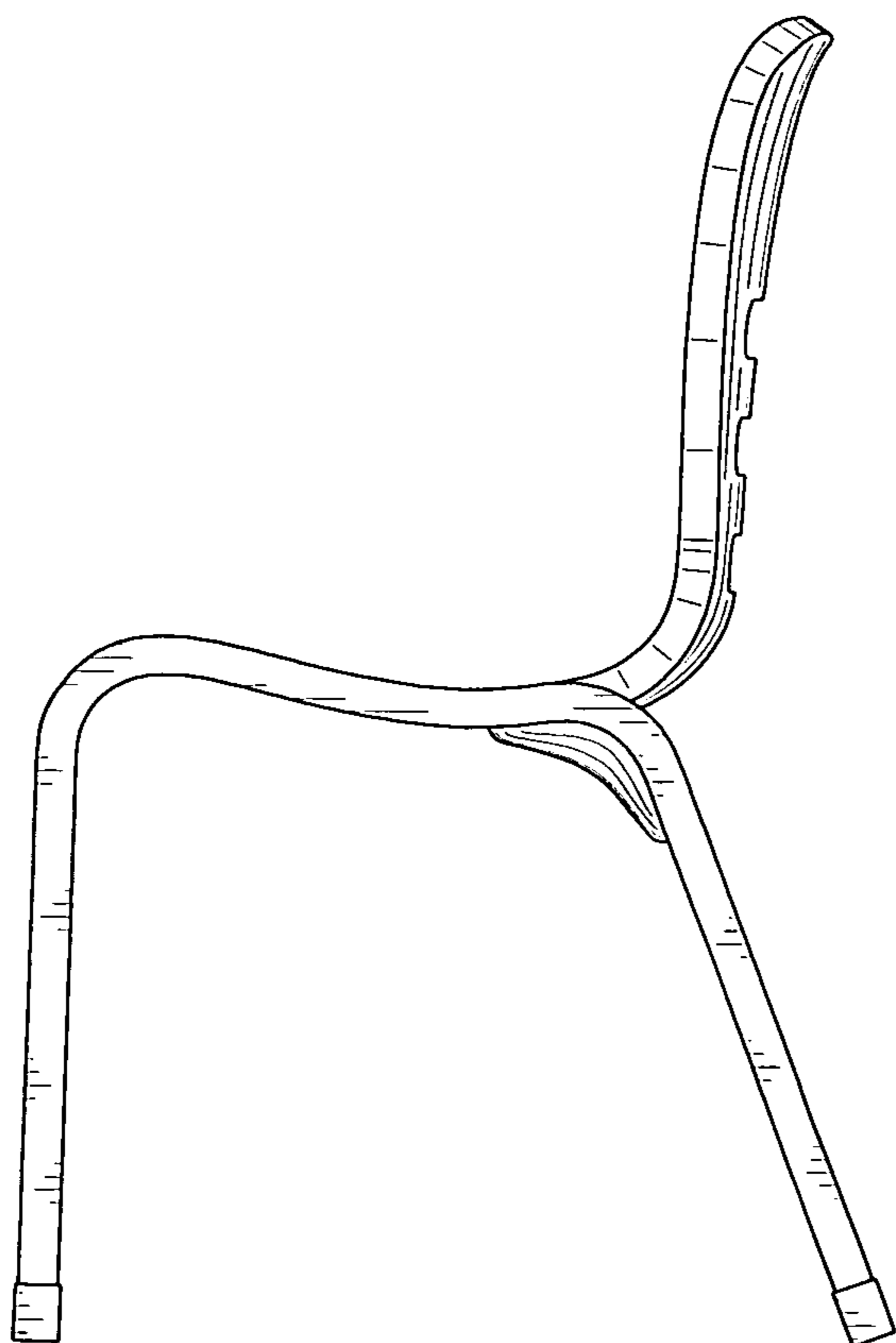


FIG. 6

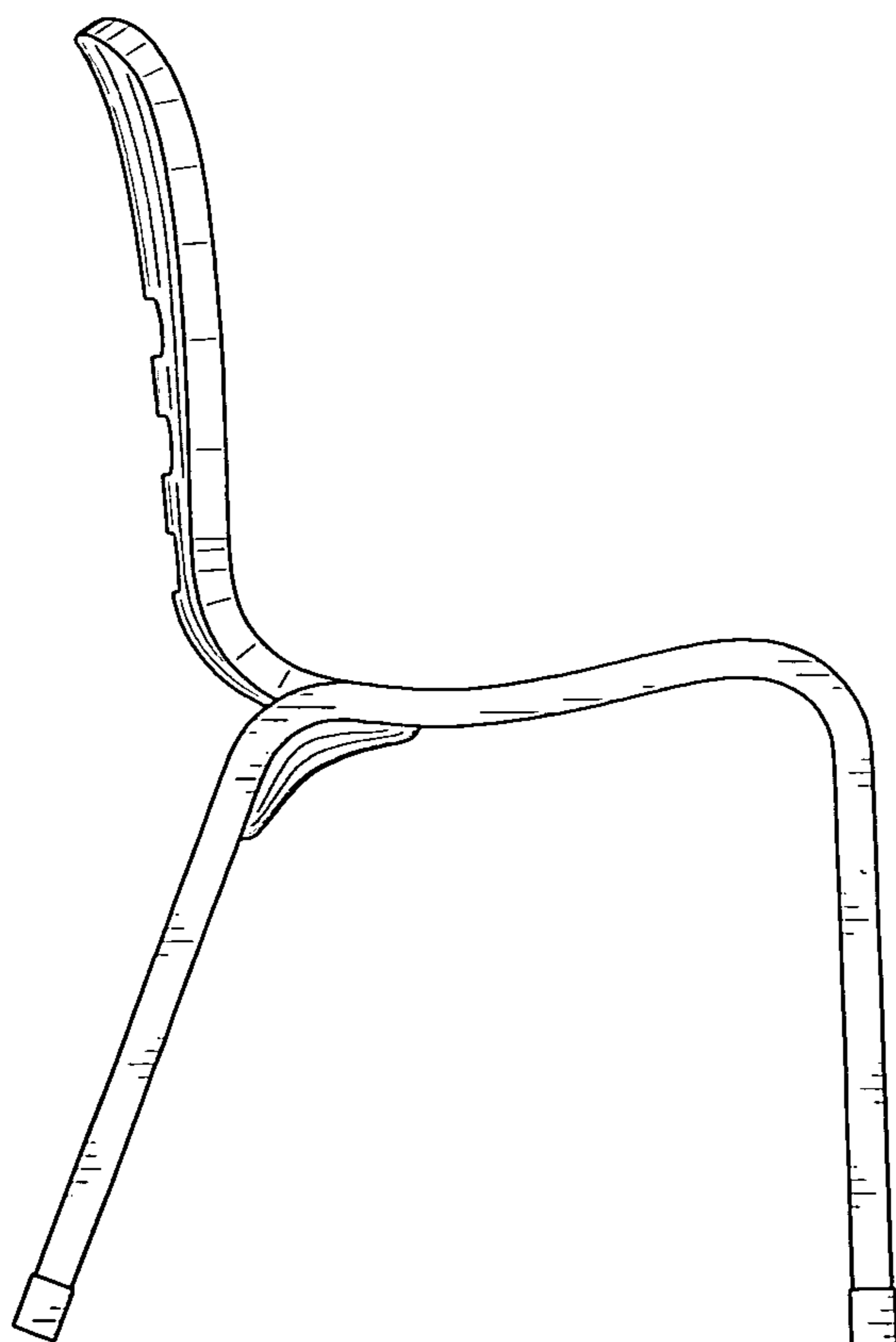


FIG. 7