



US00D601340S

(12) **United States Design Patent**
Shaw

(10) **Patent No.:** **US D601,340 S**

(45) **Date of Patent:** **** Oct. 6, 2009**

(54) **TOTE BAG**

D467,728 S * 12/2002 Watkins et al. D3/233

(76) Inventor: **Marybeth Shaw**, 236 W. Lafayette Ave.,
Baltimore, MD (US) 21217

* cited by examiner

Primary Examiner—Holly H Baynham

(74) *Attorney, Agent, or Firm*—Rahman LLC

(**) Term: **14 Years**

(21) Appl. No.: **29/335,030**

(57) **CLAIM**

(22) Filed: **Apr. 7, 2009**

The ornamental design for a tote bag, as shown and described.

Related U.S. Application Data

DESCRIPTION

(62) Division of application No. 29/321,011, filed on Jul. 9,
2008, now Pat. No. Des. 592,851.

FIG. 1 is a front perspective view of a tote bag with a detached
external snap-on feature;

(51) **LOC (9) Cl.** **03-01**

(52) **U.S. Cl.** **D3/232**

FIG. 2 is a front perspective view of a tote bag with an
attached external snap-on feature;

(58) **Field of Classification Search** D3/232–234,
D3/240–246, 318, 324; 150/100, 103–104,
150/106–110, 113–114, 118–119

FIG. 3 is a rear perspective view of a tote bag with a detached
external snap-on feature; and,

See application file for complete search history.

FIG. 4 is a rear perspective view of a tote bag with an attached
external snap-on feature.

(56) **References Cited**

The broken lines shown on the tote bag represent stitching
and is part of the claimed design.

U.S. PATENT DOCUMENTS

The snap-on bag is shown detached from the view of FIG. 1
and removed from the view of FIG. 3 for clarity and ease of
illustration.

D258,997 S * 4/1981 Barnes D3/244

D265,947 S * 8/1982 Nienstaedt D3/299

D403,857 S * 1/1999 Grove D3/233

1 Claim, 2 Drawing Sheets




FIG. 2

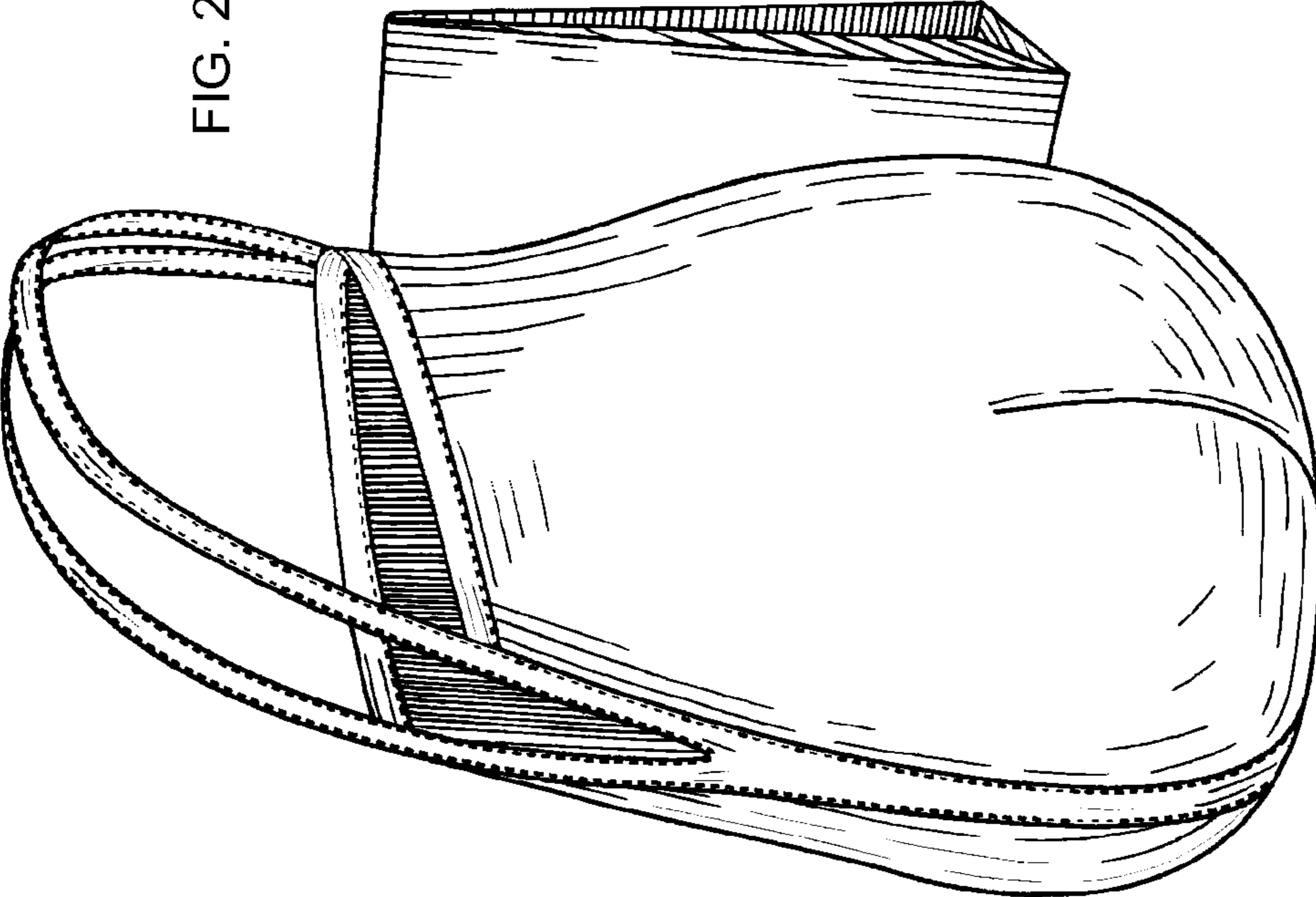


FIG. 1

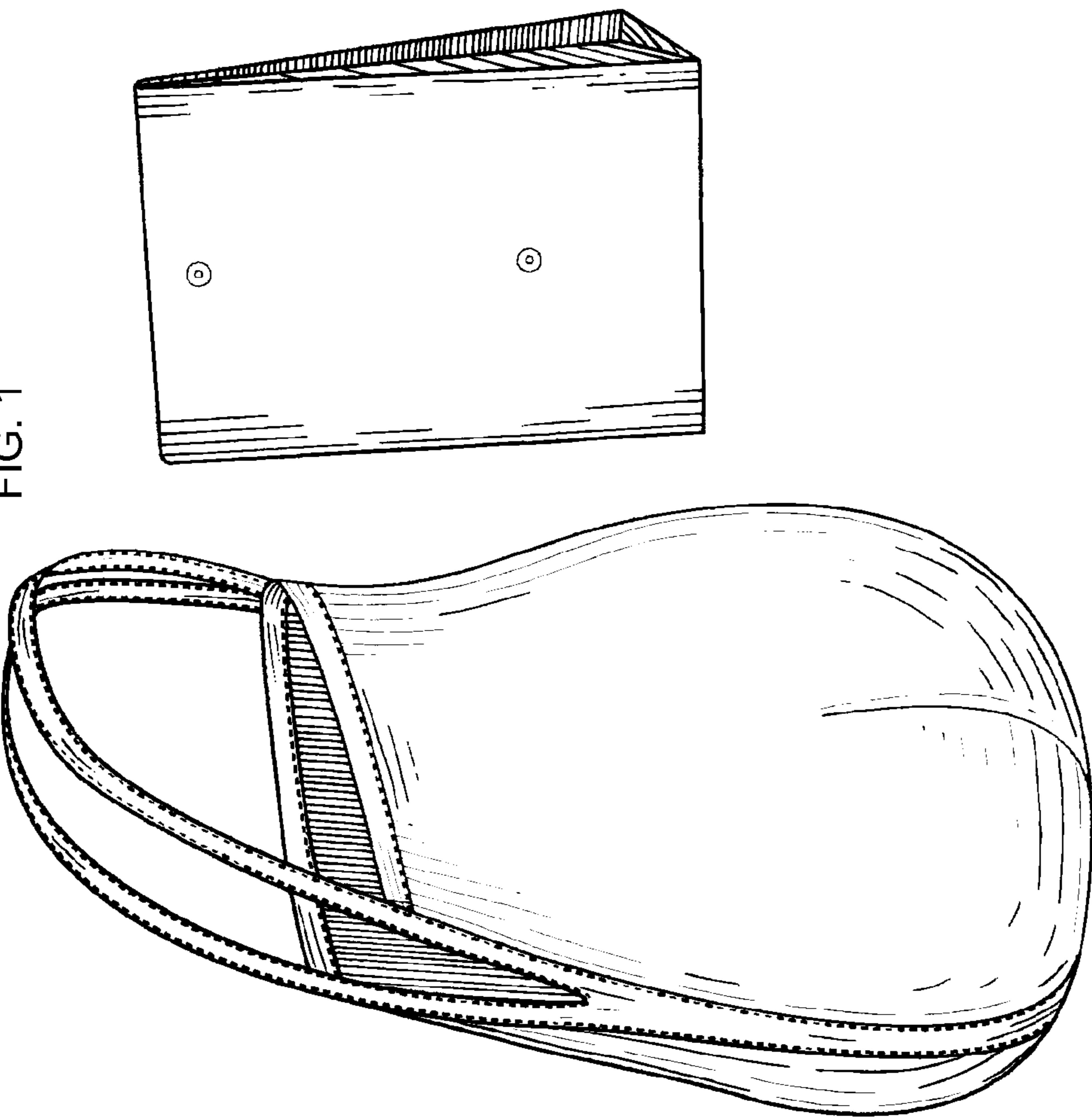


FIG. 4

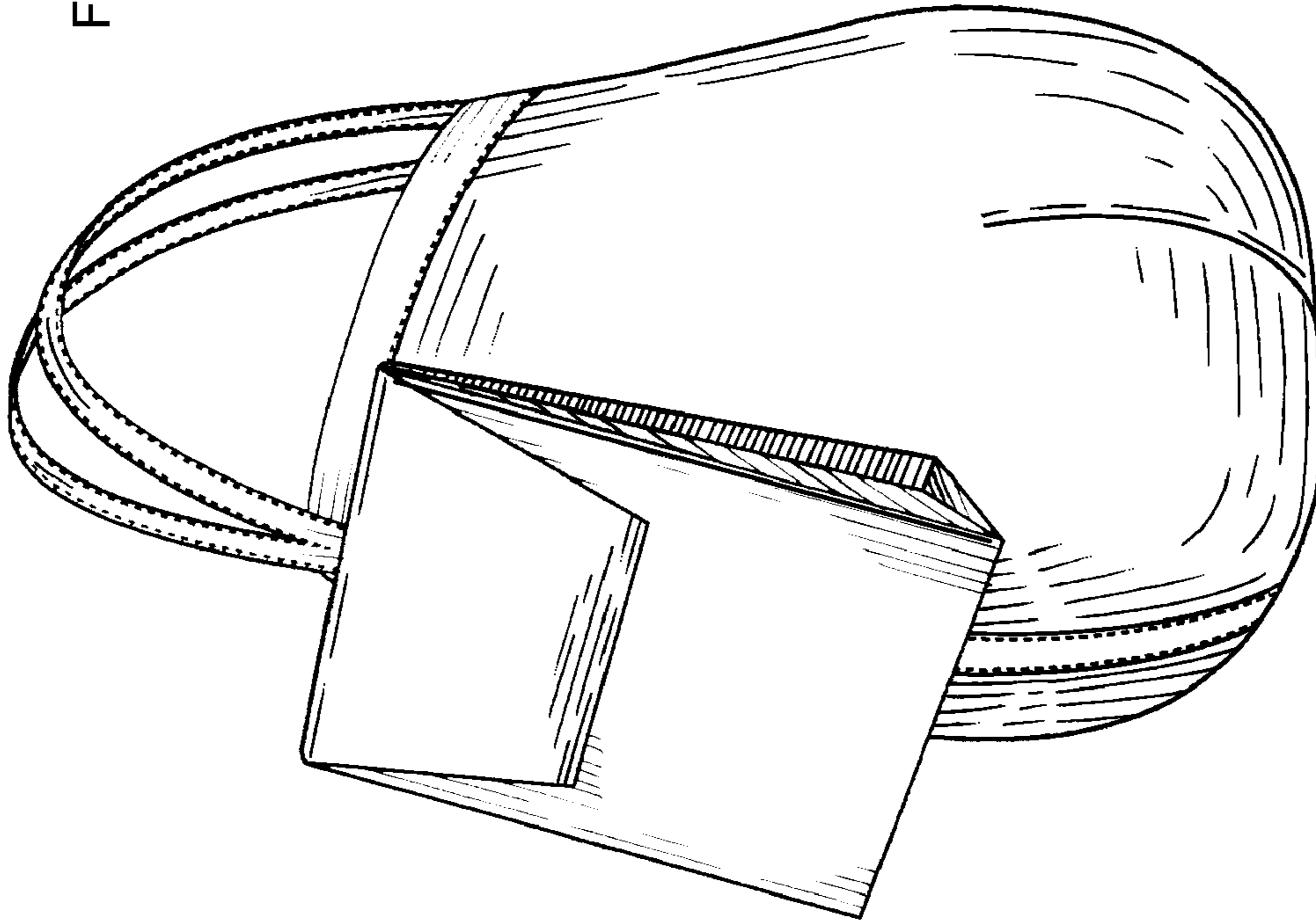


FIG. 3

