



US00D601338S

(12) **United States Design Patent**  
**Mutcher**

(10) **Patent No.:** **US D601,338 S**

(45) **Date of Patent:** **\*\* Oct. 6, 2009**

(54) **KEY FOB**

6,226,844 B1 5/2001 Lerra et al.  
6,290,112 B1 9/2001 Iver

(76) Inventor: **Kelly Mutcher**, 721 E. Maple Dr., Park  
City, UT (US) 84098

\* cited by examiner

(\*\*) Term: **14 Years**

*Primary Examiner*—R. Seifert

(74) *Attorney, Agent, or Firm*—Crossley Patent Law; Mark A.  
Crossley

(21) Appl. No.: **29/323,336**

(22) Filed: **Aug. 22, 2008**

(57) **CLAIM**

The ornamental design for a key fob, as shown and described.

(51) **LOC (9) Cl.** ..... **03-01**

(52) **U.S. Cl.** ..... **D3/207**

(58) **Field of Classification Search** ..... D3/207–212;  
D11/31–33, 44, 48–51, 66, 216; 70/456 R,  
70/456 B, 457–460; 24/3.6; D13/168; 362/116;  
D8/348

See application file for complete search history.

**DESCRIPTION**

FIG. 1 is a top plan view of a key fob showing my new design;

FIG. 2 is a bottom plan view thereof;

FIG. 3 is a right side elevation view thereof; the opposite side  
being a mirror image of the shown;

FIG. 4 is a front elevation view thereof;

FIG. 5 is a rear elevation view thereof; and,

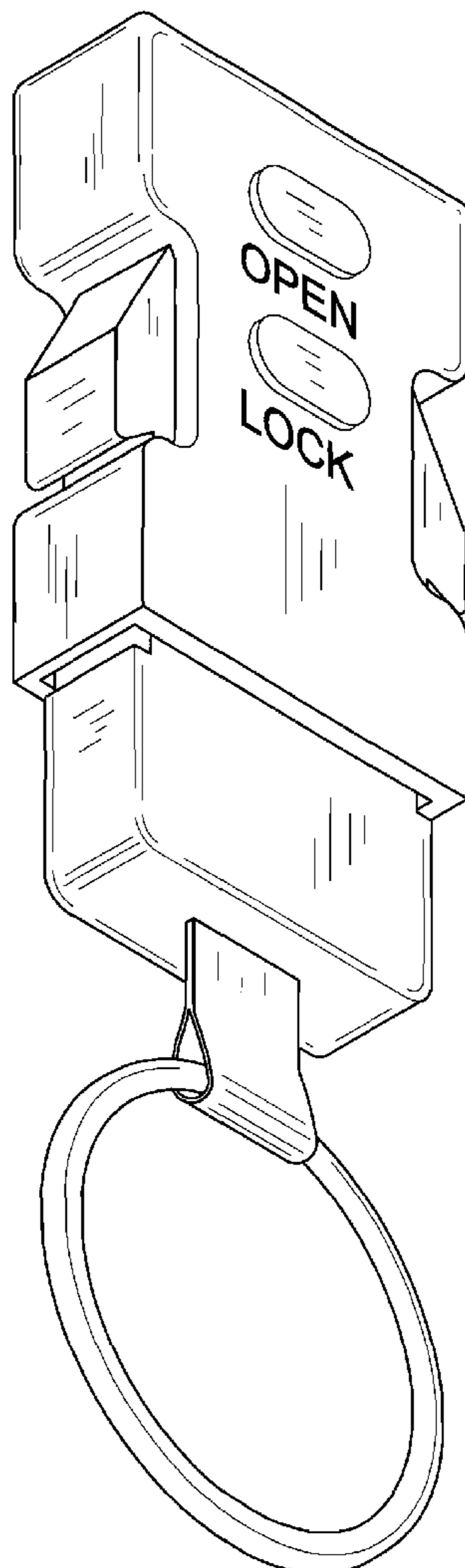
FIG. 6 is an isometric view thereof.

(56) **References Cited**

U.S. PATENT DOCUMENTS

4,139,384 A \* 2/1979 Iwasaki et al. .... 430/165  
6,161,266 A 12/2000 Anscher

**1 Claim, 3 Drawing Sheets**



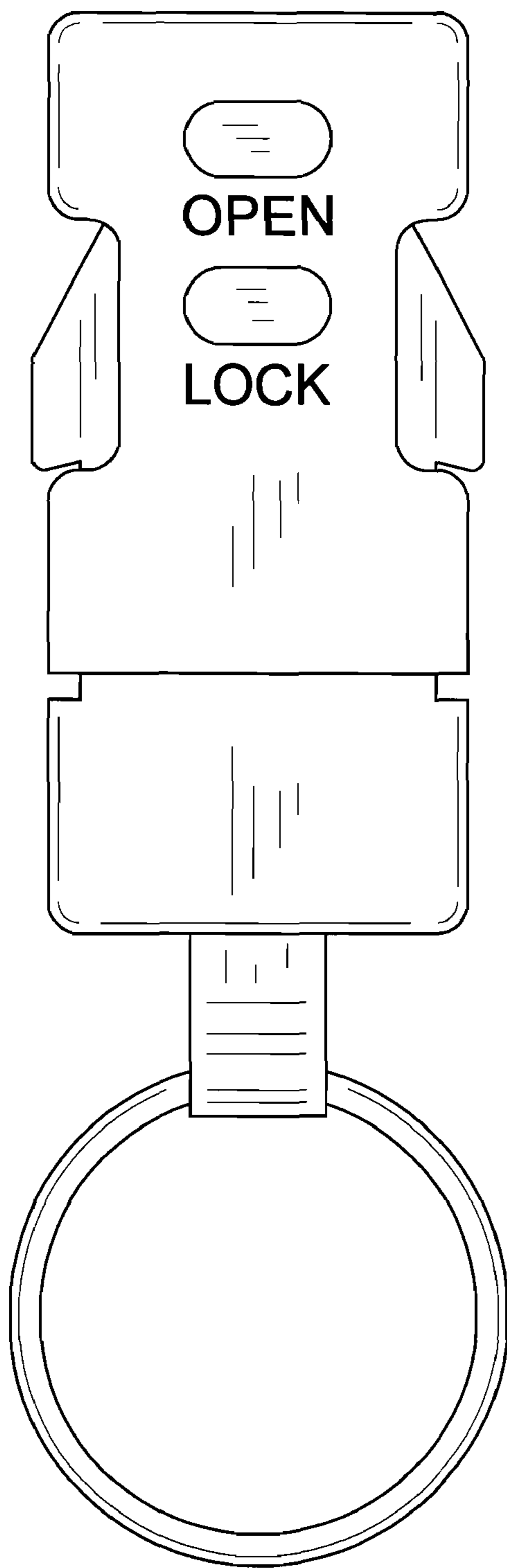


FIG. 1

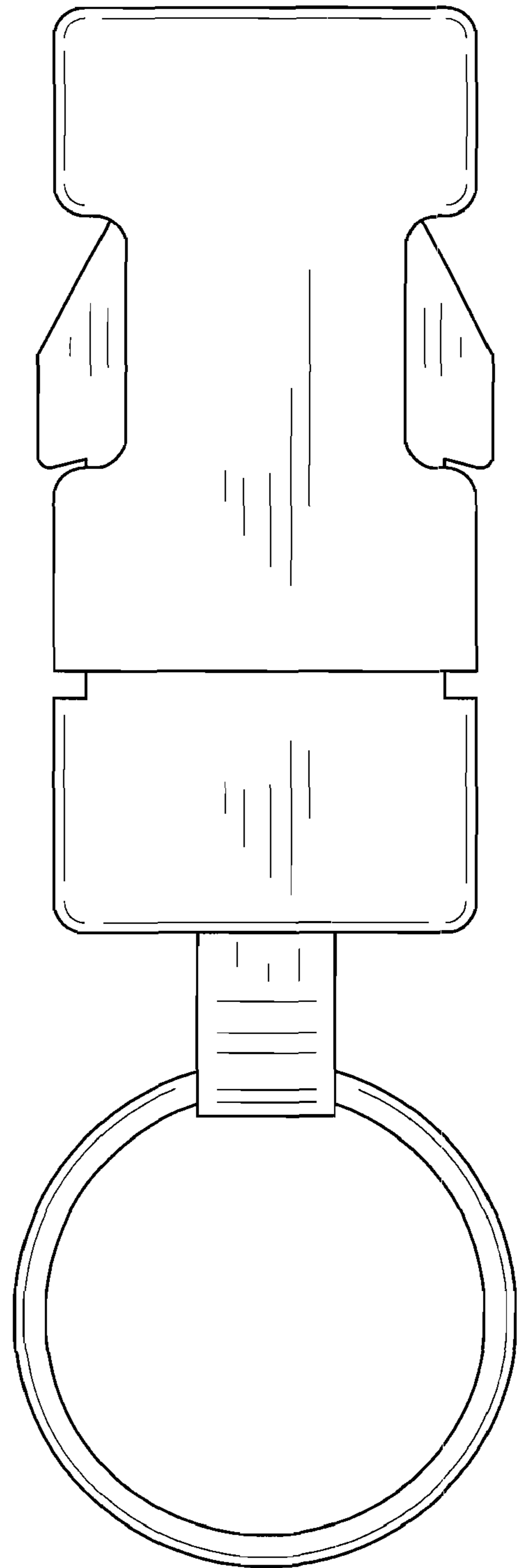


FIG. 2

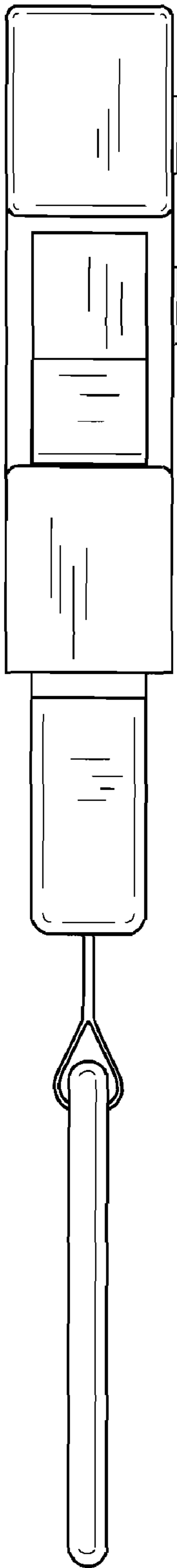


FIG. 3

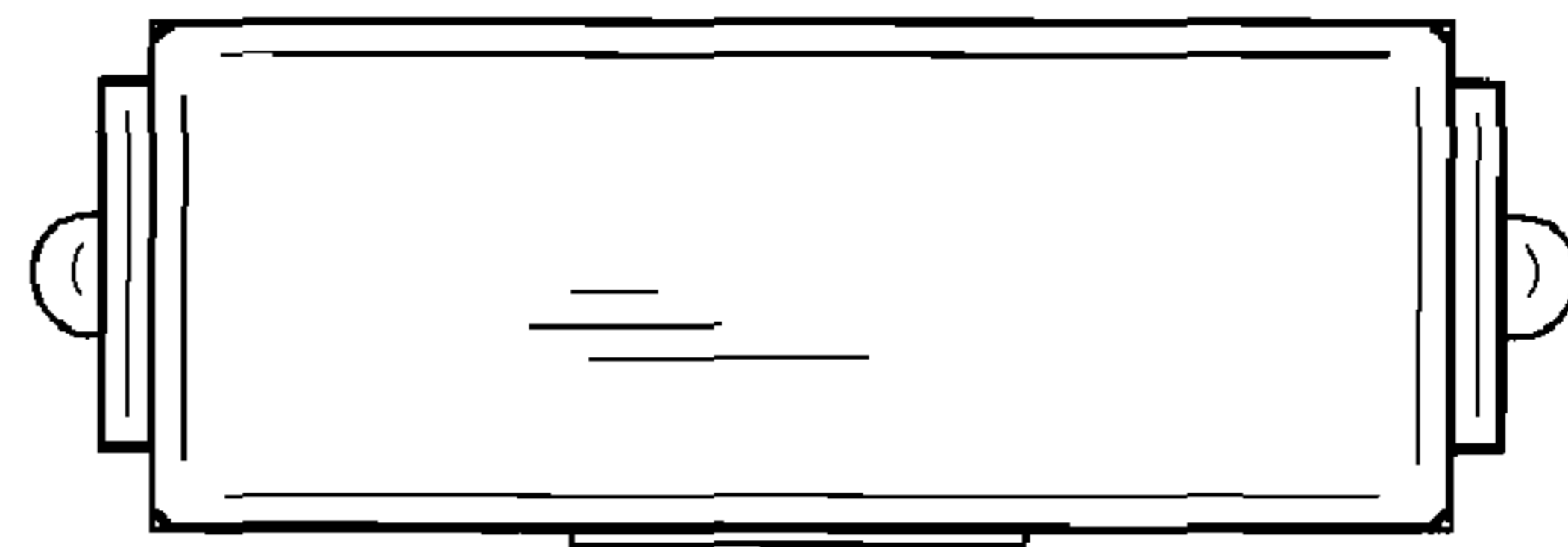


FIG. 4




FIG. 5

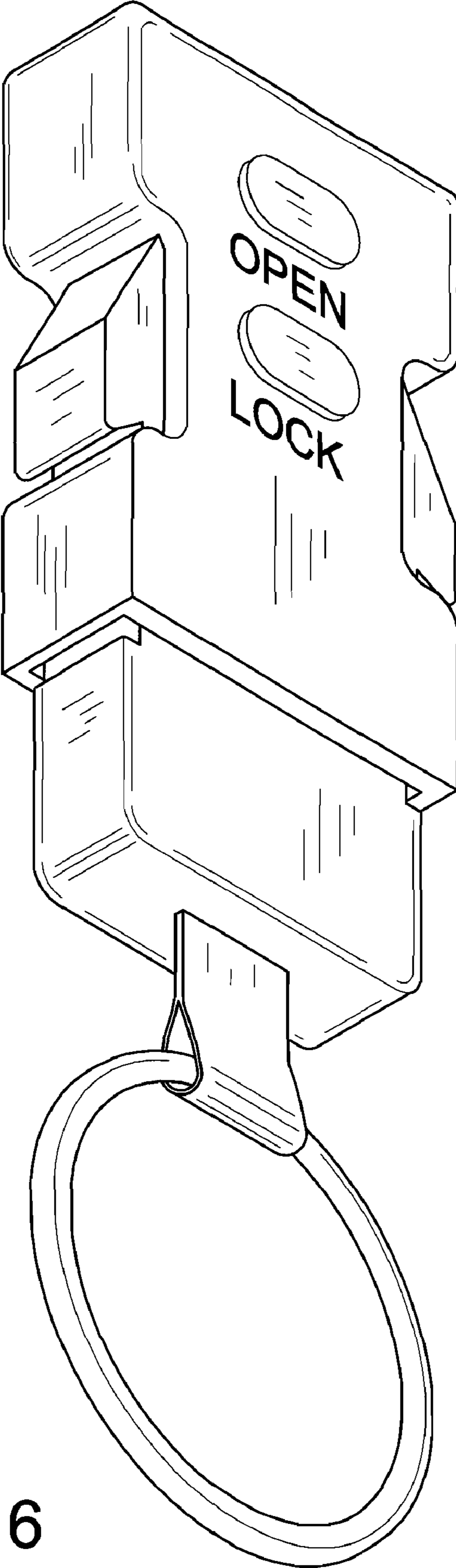


FIG. 6