



US00D601336S

(12) **United States Design Patent**
Stewart

(10) **Patent No.:** **US D601,336 S**
(45) **Date of Patent:** **** Oct. 6, 2009**

- (54) **ASSEMBLY OF SOCK COMPONENTS**
- (75) Inventor: **Brandi A. Stewart**, Greensboro, NC
(US)
- (73) Assignee: **GoldToeMoretz, L.L.C.**, New York, NY
(US)
- (**) Term: **14 Years**
- (21) Appl. No.: **29/266,278**
- (22) Filed: **Sep. 18, 2006**
- (51) **LOC (9) Cl.** **02-04**
- (52) **U.S. Cl.** **D2/980**
- (58) **Field of Classification Search** D2/980-994,
D2/901; 2/239-242, 409; 66/185-187, 168 R,
66/172 R, 178 R, 201

2,391,064 A	12/1945	McCandless
2,412,087 A	12/1946	Herbert
2,424,056 A	7/1947	Ruth
2,443,997 A	6/1948	Town
D167,843 S	9/1952	Mueller
2,674,740 A	4/1954	Kidd
3,249,110 A	5/1966	Bryan
3,253,599 A	5/1966	Bjorn-Larson
3,334,356 A	8/1967	Abel
3,451,232 A	6/1969	Belzidsky
3,466,667 A	9/1969	Rosner
3,499,172 A	3/1970	Milner
3,503,405 A	3/1970	Porco
3,543,763 A	12/1970	Porco
3,566,411 A	3/1971	Gordon
3,590,823 A	7/1971	Pope
3,638,658 A	2/1972	Becker et al.
3,662,760 A	5/1972	Erteszek
3,678,514 A	7/1972	Safrit
3,845,506 A	11/1974	Harris

See application file for complete search history.

(56) **References Cited**

U.S. PATENT DOCUMENTS

D4,389 S	10/1870	Appleton
246,454 A	8/1881	Bruen
269,479 A	12/1882	Stretch et al.
319,131 A	6/1885	Ryer
D27,440 S	7/1897	Twomey
D29,087 S	7/1898	Brown
618,267 A	1/1899	Gutsche
D40,066 S	6/1909	Butz
1,330,315 A	2/1920	Hagan
1,452,517 A	4/1923	Lepow
1,518,758 A	12/1924	Rodee
1,577,752 A	3/1926	Price
1,811,786 A	6/1931	Frei
1,833,163 A	11/1931	Ischinger
1,889,716 A	11/1932	Walker
2,061,160 A	11/1936	Kendall
2,111,472 A	3/1938	Horn
D109,836 S	5/1938	May
D112,368 S	11/1938	Hynes
2,154,662 A	4/1939	Bucks
D126,972 S	5/1941	Avandoglio
2,266,317 A	12/1941	Hazen
2,390,462 A	12/1945	Rosenberg

(Continued)

Primary Examiner—T. Chase Nelson
Assistant Examiner—Kathleen M Sims
(74) *Attorney, Agent, or Firm*—Cowan, Liebowitz & Latman,
PC

(57) **CLAIM**

The ornamental design for the assembly of sock components,
as shown and described.

DESCRIPTION

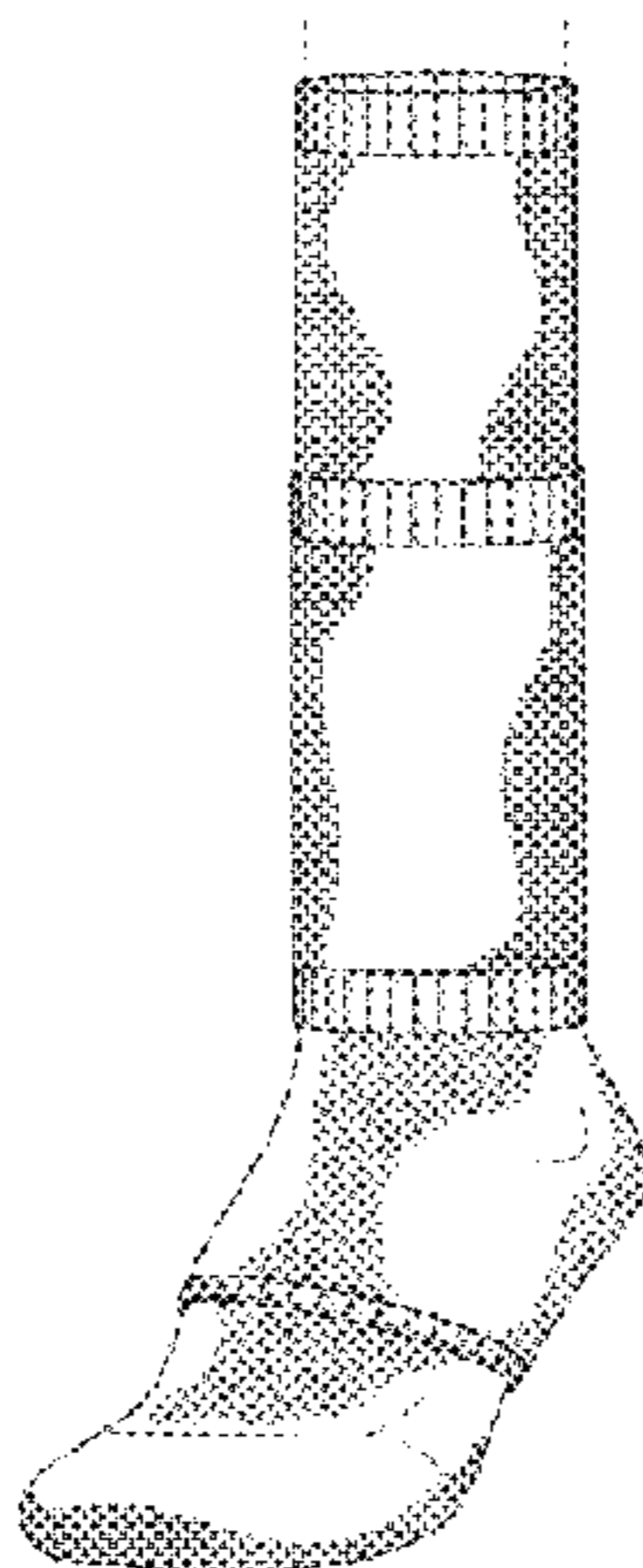
FIG. 1 is a front, top and left side perspective view of the
assembly of sock components;

FIG. 2 is a rear, bottom and right side perspective view
thereof; and,

FIG. 3 is a left side view thereof.

The broken lines in the Figures are for illustrative purposes
only and forms no part of the claimed design.

1 Claim, 1 Drawing Sheet



US D601,336 S

Page 2

U.S. PATENT DOCUMENTS

3,887,946 A	6/1975	Laskin et al.	6,371,933 B1	4/2002	Gardon-Mollard
4,089,064 A	5/1978	Chandler	6,393,620 B2	5/2002	Hatch et al.
4,149,274 A *	4/1979	Garrou et al. 2/239	6,408,445 B1	6/2002	Matthews
4,424,596 A	1/1984	Jackson	6,415,448 B1	7/2002	Glogover
4,571,960 A	2/1986	Hursh et al.	6,564,392 B1	5/2003	Buckwald
4,766,613 A	8/1988	Wells	D476,147 S	6/2003	Campbell
5,054,129 A	10/1991	Baehr	6,606,750 B2 *	8/2003	Solwey 2/239
D322,353 S	12/1991	Bennett	6,684,412 B2	2/2004	Ricci et al.
5,097,537 A	3/1992	Ewing	D487,842 S	3/2004	Booker
5,182,812 A	2/1993	Goldsby	D493,030 S	7/2004	Bartee
D344,402 S	2/1994	Hall	D503,529 S	4/2005	Russell
5,509,282 A *	4/1996	Ferrell, Jr. 66/188	6,978,643 B2 *	12/2005	Akers et al. 66/170
D374,764 S	10/1996	Penn	7,007,309 B1	3/2006	Mende
5,608,915 A	3/1997	Libit	7,056,299 B2	6/2006	Brown et al.
5,623,734 A	4/1997	Pugliatti	D548,951 S *	8/2007	Paulin D2/980
5,675,992 A *	10/1997	Wrightenberry 66/178 R	D554,849 S *	11/2007	Newson D2/980
5,729,836 A	3/1998	Ewing	2002/0000002 A1	1/2002	Hatch et al.
5,749,100 A	5/1998	Rosenberg	2002/0157169 A1	10/2002	Holloway
5,867,838 A	2/1999	Corry	2005/0102736 A1	5/2005	AllaBaugh et al.
D410,088 S	5/1999	Rutledge et al.	2006/0026740 A1 *	2/2006	Vargas et al. 2/239
5,953,759 A	9/1999	Bozzini	2006/0085895 A1	4/2006	Wojeski et al.
6,044,497 A	4/2000	Richardson	2006/0107444 A1	5/2006	Huggins
6,047,571 A	4/2000	Juniman	2006/0179547 A1	8/2006	Rosental-Reis et al.
6,105,173 A	8/2000	Brown	2006/0179549 A1	8/2006	Huggins et al.
6,336,227 B1	1/2002	Liput et al.	2007/0180598 A1 *	8/2007	Collins 2/239

* cited by examiner

FIG. 1

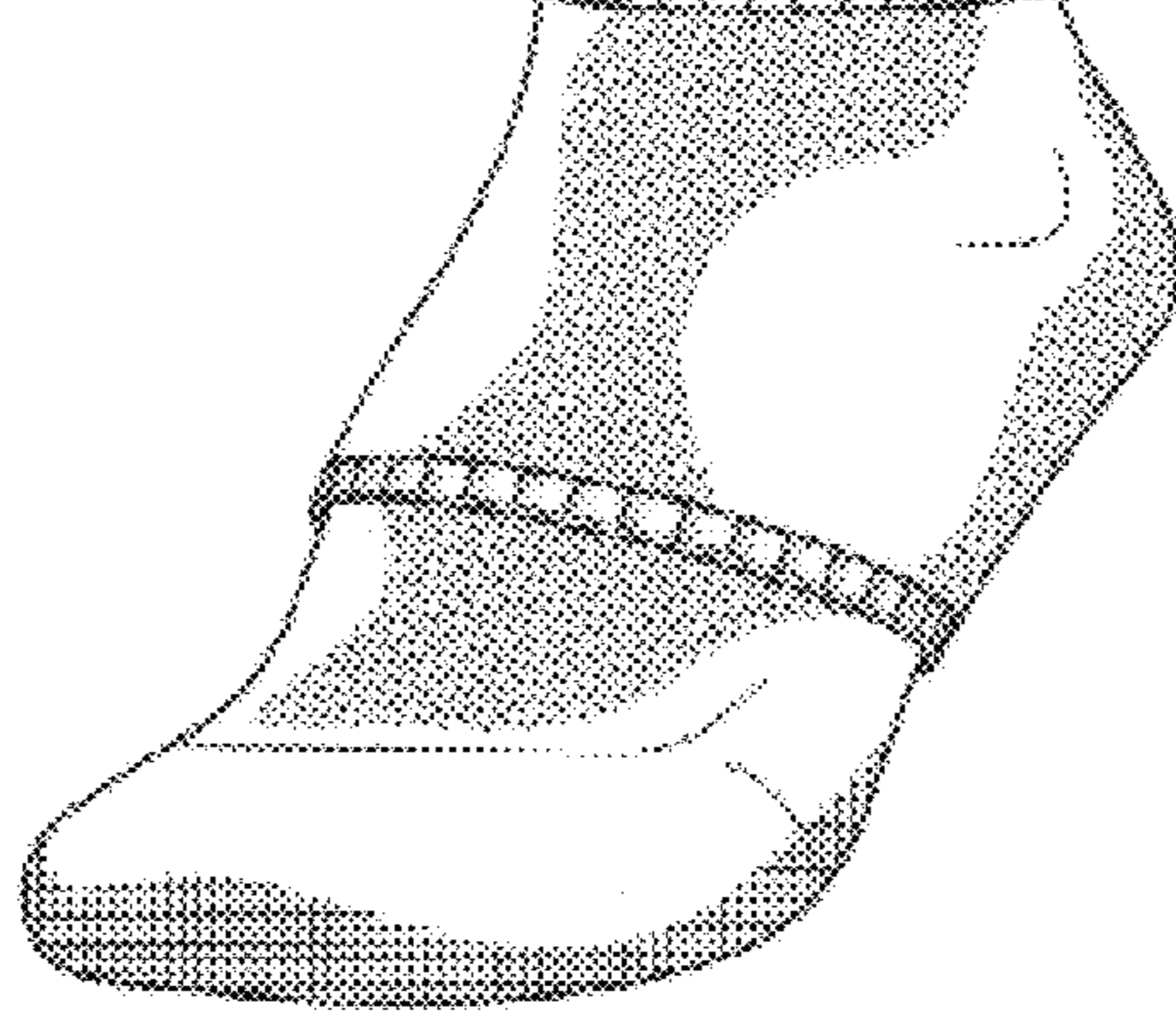
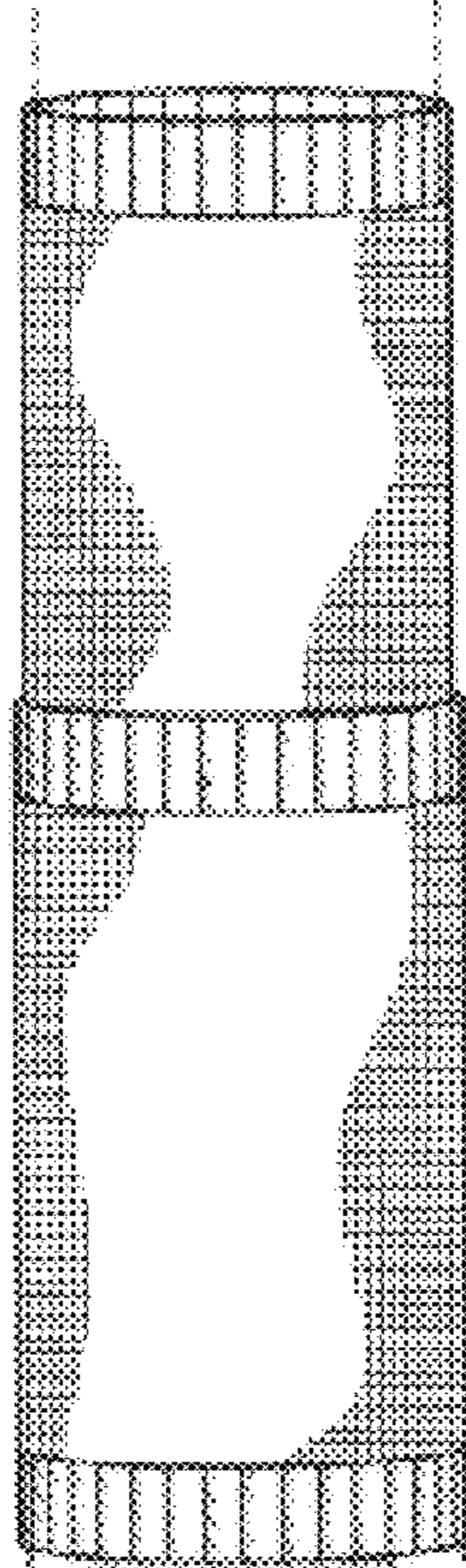


FIG. 2

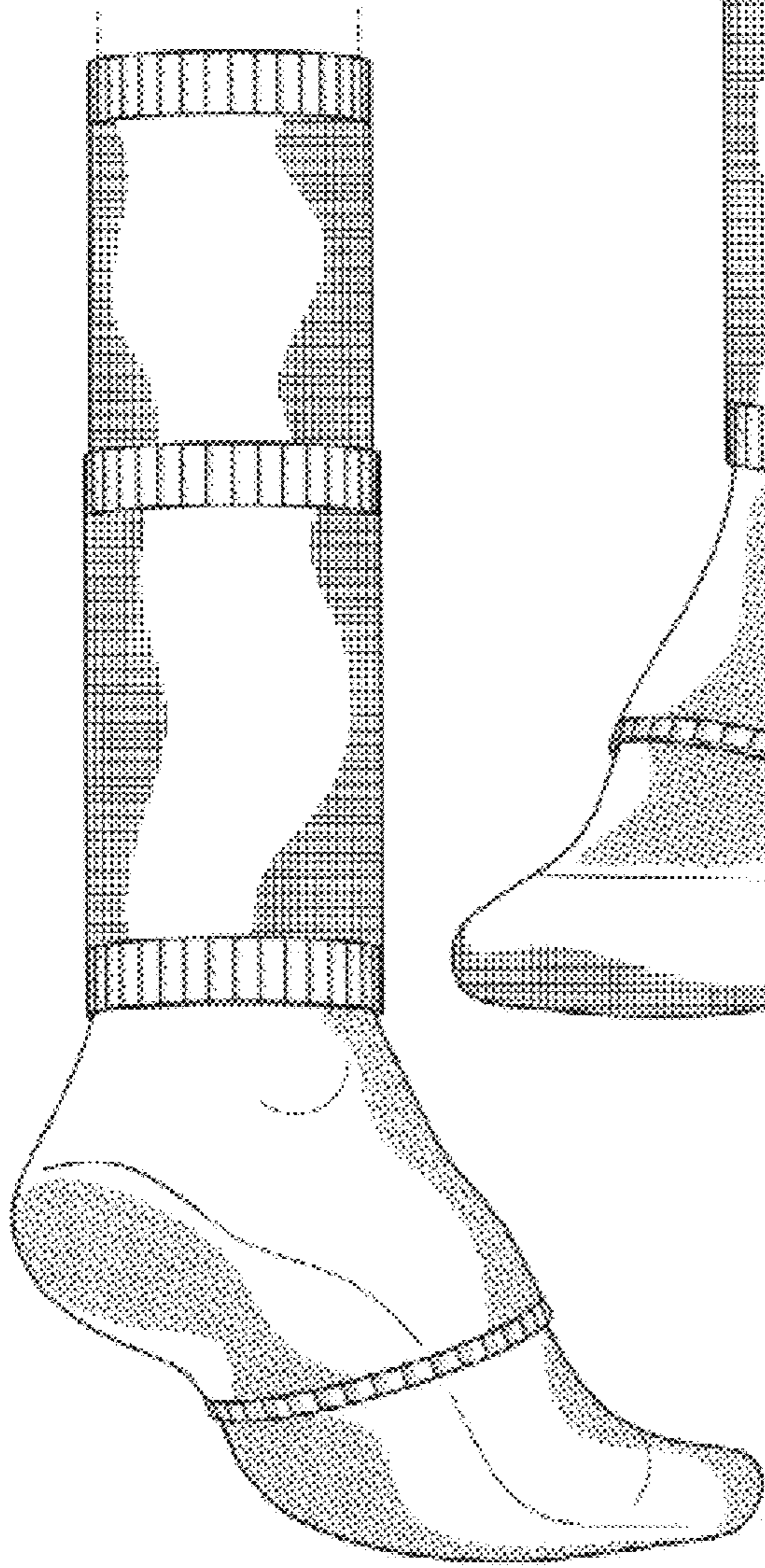


FIG. 3

