



US00D601334S

(12) **United States Design Patent**
Werman

(10) **Patent No.:** **US D601,334 S**
(45) **Date of Patent:** **** Oct. 6, 2009**

- (54) **SOLE**
- (75) **Inventor:** **Jonathan Werman**, Lighthouse Point, FL (US)
- (73) **Assignee:** **Bass Pro Intellectual Property L.L.C.**, Springfield, MO (US)
- (**) **Term:** **14 Years**
- (21) **Appl. No.:** **29/326,068**
- (22) **Filed:** **Oct. 10, 2008**
- (51) **LOC (9) Cl.** **02-04**
- (52) **U.S. Cl.** **D2/959; D2/951; D2/953; D2/957**
- (58) **Field of Classification Search** D2/902, D2/906, 908, 947, 951-960; D5/1, 47, 61; 36/3 B, 22 R, 24.5, 25 R, 28, 32 R, 67 A, 36/59 C, 103
See application file for complete search history.

| | | | | |
|-------------------|---------|----------------|-------|--------|
| D404,899 S * | 2/1999 | von Conta | | D2/957 |
| D414,922 S * | 10/1999 | Wright | | D2/960 |
| D433,790 S * | 11/2000 | Oliver | | D2/957 |
| D487,617 S * | 3/2004 | Akhidime | | D2/957 |
| D487,840 S * | 3/2004 | Hillyer | | D2/960 |
| D495,476 S * | 9/2004 | Recchi | | D2/953 |
| D495,480 S * | 9/2004 | Laberge | | D2/960 |
| D495,859 S * | 9/2004 | Kubo et al. | | D2/960 |
| D505,249 S * | 5/2005 | Urie | | D2/960 |
| D530,492 S * | 10/2006 | McClaskie | | D2/957 |
| D545,534 S * | 7/2007 | McClaskie | | D2/959 |
| D551,834 S * | 10/2007 | Favreau et al. | | D2/957 |
| D554,840 S * | 11/2007 | McClaskie | | D2/960 |
| D556,433 S * | 12/2007 | Le | | D2/957 |
| D569,086 S * | 5/2008 | Le | | D2/957 |
| D569,595 S * | 5/2008 | Le | | D2/960 |
| D574,130 S * | 8/2008 | Le | | D2/956 |
| 2003/0172548 A1 * | 9/2003 | Fuerst | | 36/28 |

* cited by examiner

Primary Examiner—Celia A Murphy
(74) *Attorney, Agent, or Firm*—Pillsbury Winthrop Shaw Pittman LLP

(56) **References Cited**

U.S. PATENT DOCUMENTS

| | | | | |
|---------------|---------|------------------|-------|---------|
| 2,722,756 A * | 11/1955 | Ecclesine | | 36/59 C |
| D203,741 S * | 2/1966 | Wakeland | | D2/957 |
| D305,955 S * | 2/1990 | Hase | | D2/956 |
| D321,976 S * | 12/1991 | Kiyosawa | | D2/953 |
| D324,764 S * | 3/1992 | Allen | | D2/959 |
| D325,805 S * | 5/1992 | Herber | | D2/923 |
| D339,455 S * | 9/1993 | Furukawa | | D2/959 |
| D339,460 S * | 9/1993 | Kayano | | D2/949 |
| D339,461 S * | 9/1993 | Kayano | | D2/957 |
| D343,726 S * | 2/1994 | Kawasaki | | D2/960 |
| D347,936 S * | 6/1994 | Takaoka | | D2/960 |
| D349,392 S * | 8/1994 | Noel | | D2/957 |
| D350,640 S * | 9/1994 | Kayano et al. | | D2/957 |
| D356,667 S * | 3/1995 | Shimizu et al. | | D2/953 |
| D364,265 S * | 11/1995 | Murray | | D2/951 |
| D365,921 S * | 1/1996 | von Conta et al. | | D2/959 |
| D373,898 S * | 9/1996 | Bramani | | D2/953 |
| D377,411 S * | 1/1997 | Murray | | D2/953 |

(57) **CLAIM**

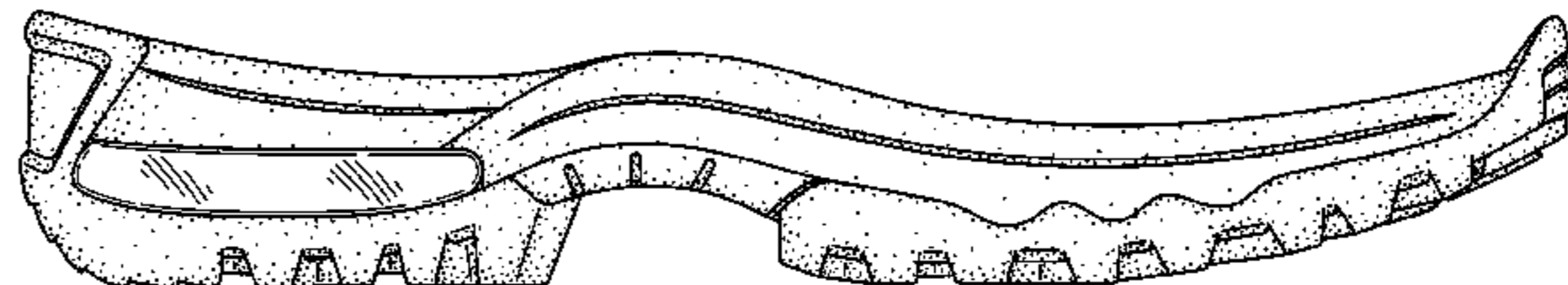
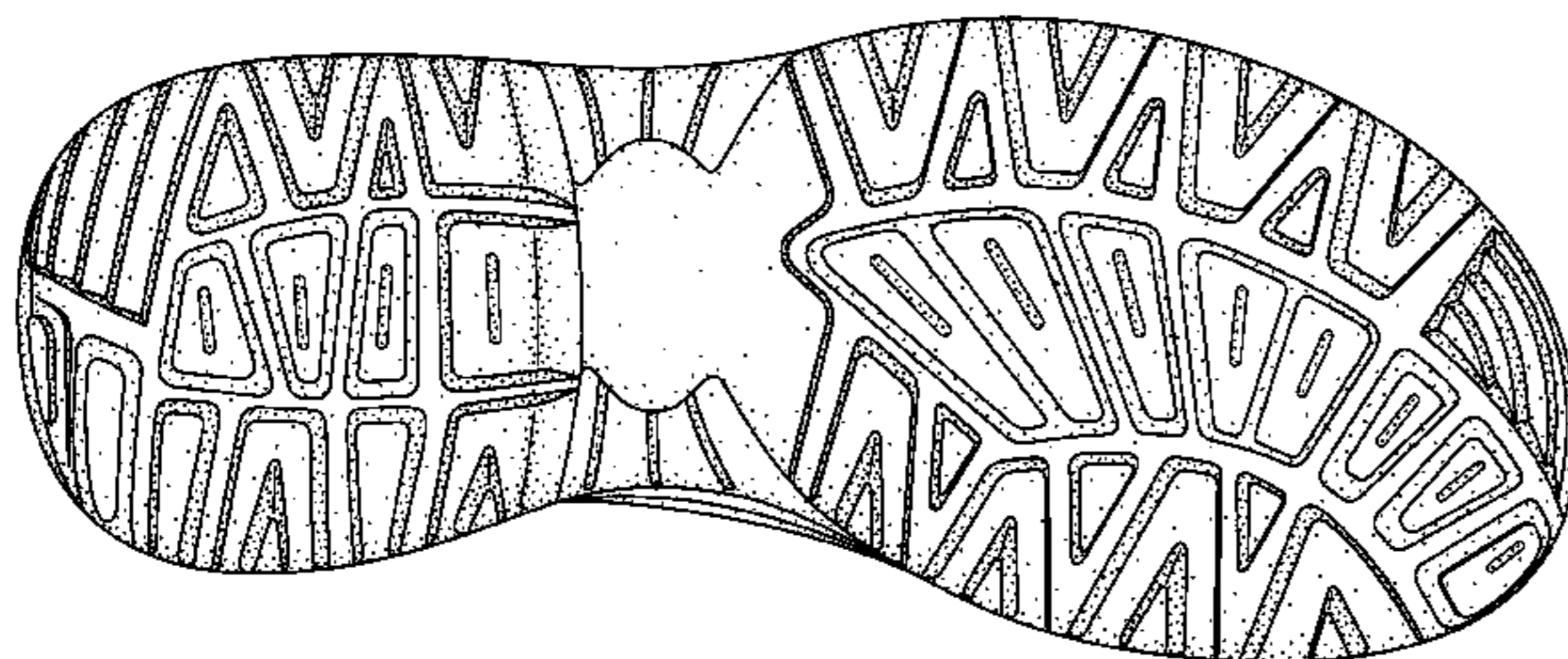
The ornamental design for a sole, as shown and described.

DESCRIPTION

FIG. 1 is a perspective illustration of an embodiment of the sole according to my design;
FIG. 2 is a bottom plan view thereof;
FIG. 3 is a right side view thereof;
FIG. 4 is a left side view thereof;
FIG. 5 is a rear plan view thereof;
FIG. 6 is a front plan view thereof; and,
FIG. 7 is a top plan view thereof.

The broken lines shown in FIG. 7 represent the portions of the design that form no part of the claim.

1 Claim, 5 Drawing Sheets



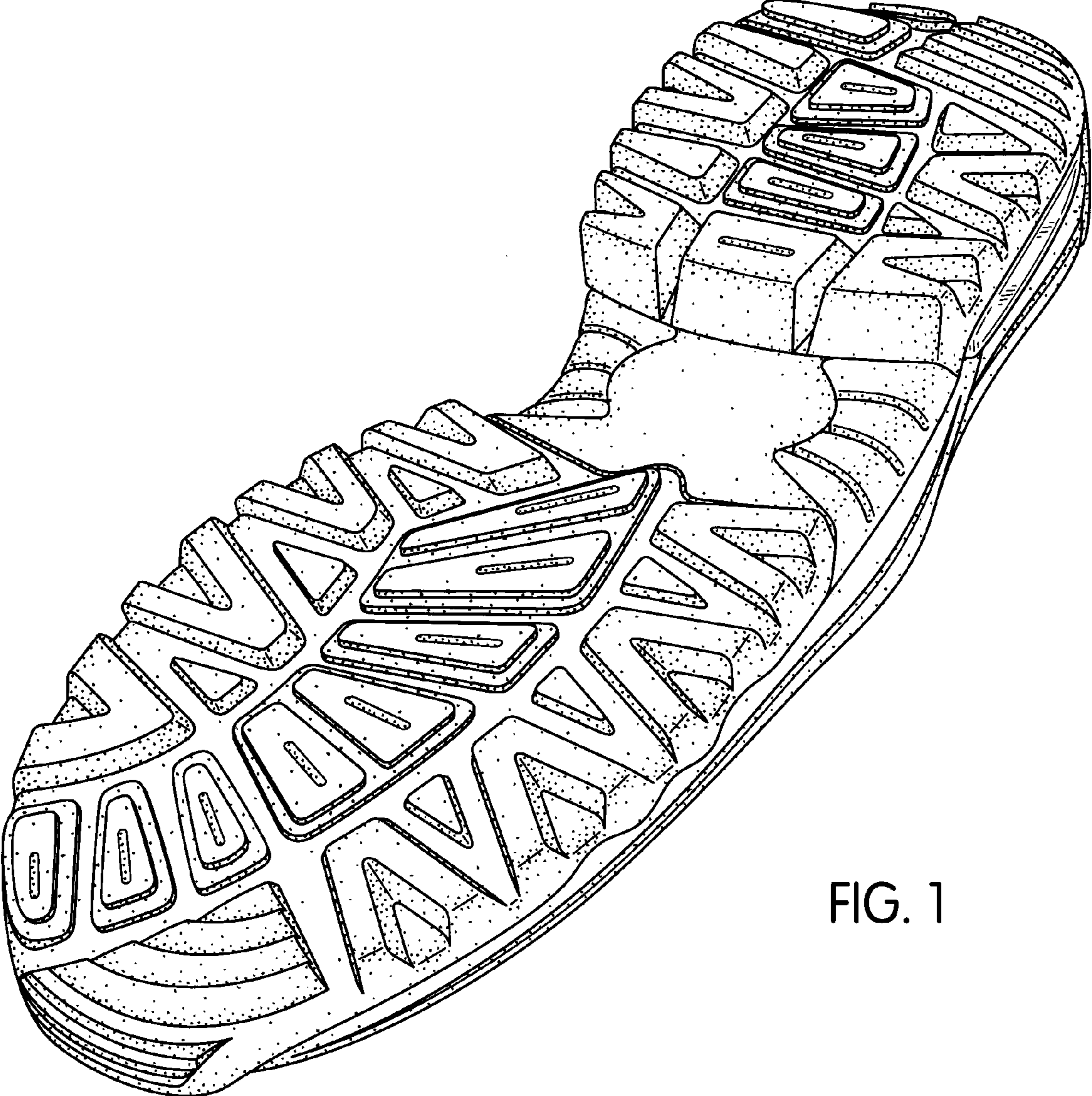


FIG. 1

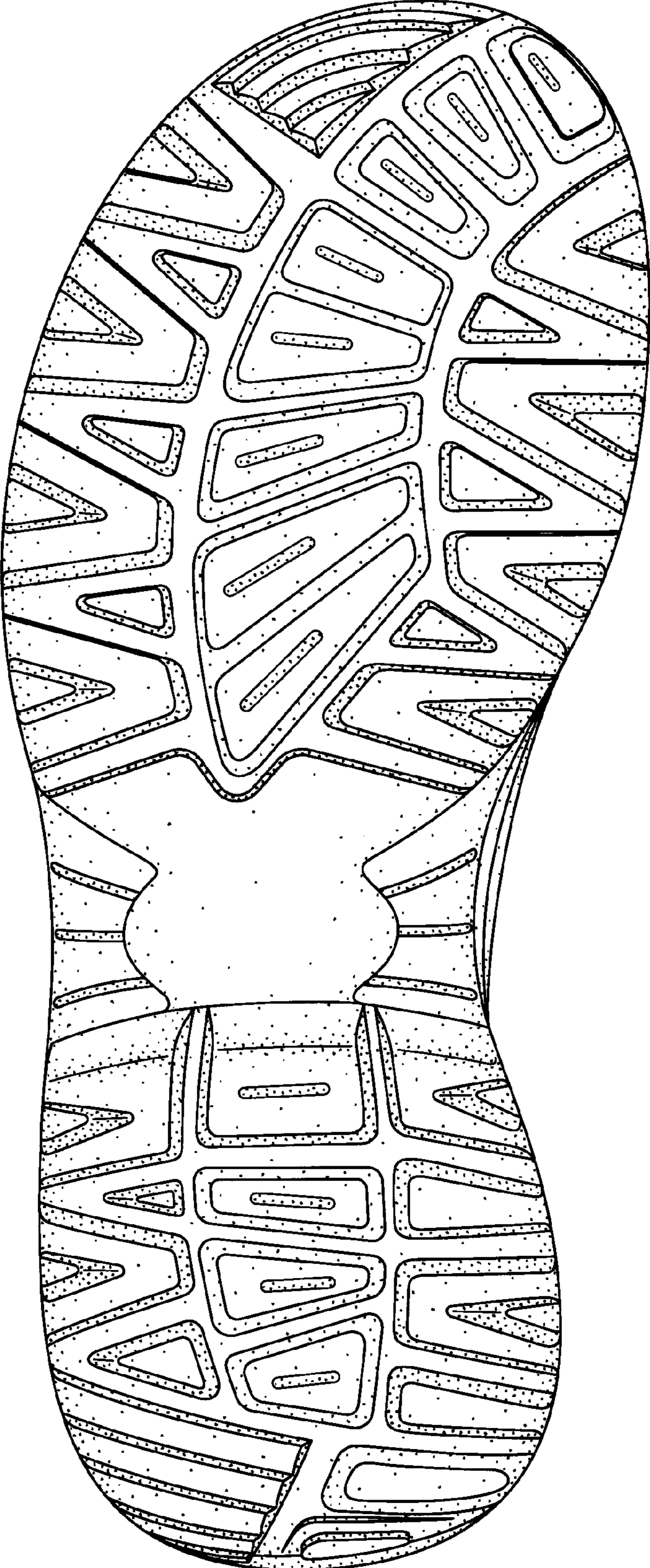


FIG. 2

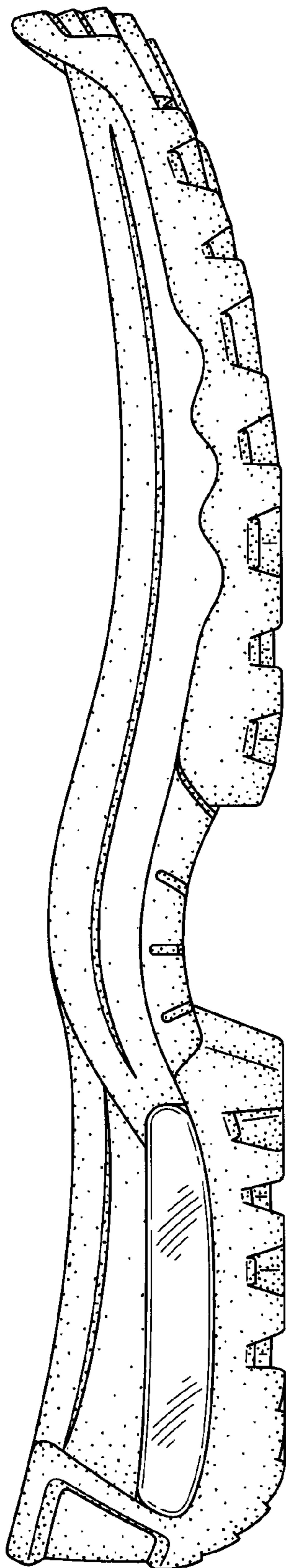


FIG. 3

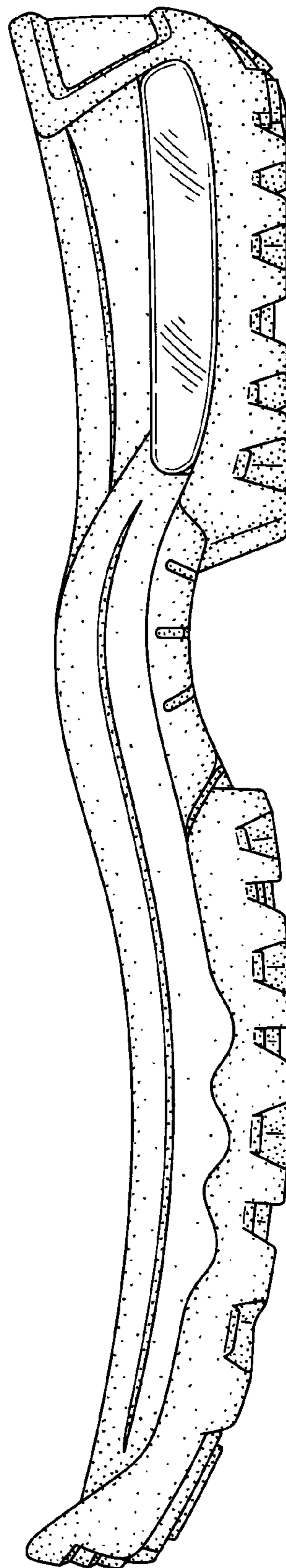


FIG. 4



FIG. 6

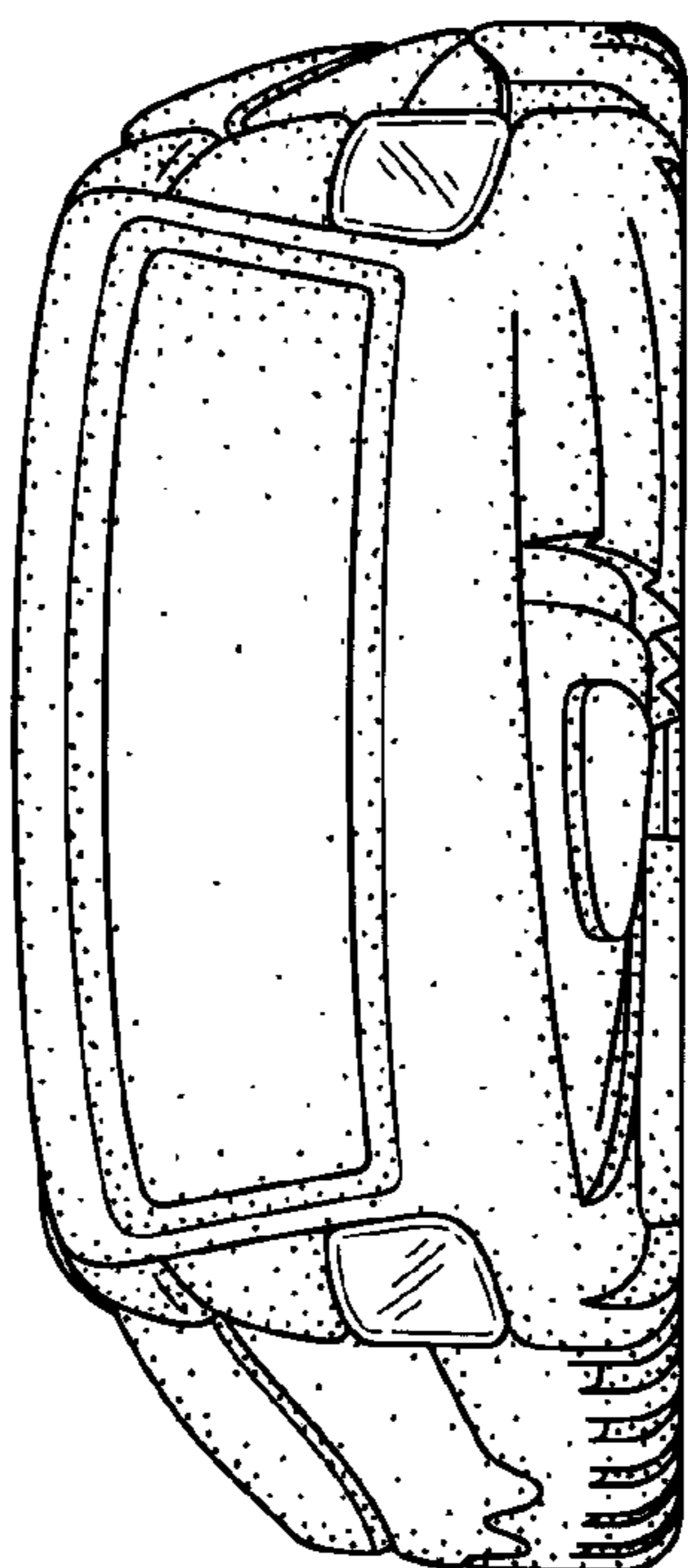


FIG. 5

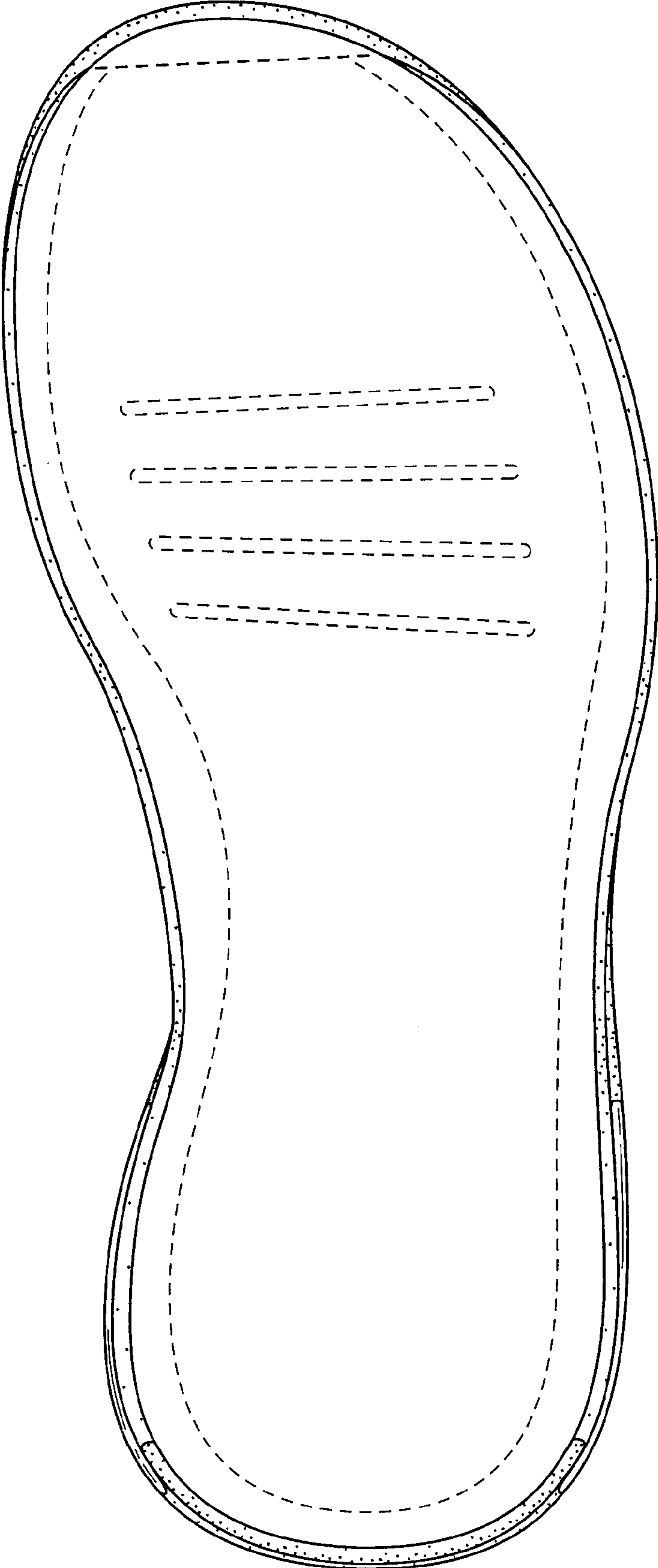


FIG. 7