



US00D601324S

(12) **United States Design Patent**
Knie et al.

(10) **Patent No.:** **US D601,324 S**

(45) **Date of Patent:** **** Sep. 29, 2009**

(54) **DRIVING PORTION OF A LIFT TRUCK**

(75) Inventors: **Andreas Knie**, Hamburg (DE); **Kai Hestermann**, Kiel (DE)

(73) Assignee: **Jungheinrich Aktiengesellschaft**, Hamburg (DE)

(**) Term: **14 Years**

(21) Appl. No.: **29/269,633**

(22) Filed: **Dec. 5, 2006**

(30) **Foreign Application Priority Data**

Jun. 7, 2006 (EM) 000548748

(51) **LOC (9) Cl.** **12-05**

(52) **U.S. Cl.** **D34/34**

(58) **Field of Classification Search** D34/34,
D34/35; 180/89.12, 299, 325; 280/43.12;
187/22, 224

See application file for complete search history.

(56) **References Cited**

U.S. PATENT DOCUMENTS

D136,279	S	*	8/1943	Holland et al.	D34/34
2,618,490	A	*	11/1952	Frischmann	280/43.12
3,243,194	A	*	3/1966	Trusock	280/43.12
3,249,170	A	*	5/1966	Quayle	180/19.2
3,260,534	A	*	7/1966	Knights	280/43.12
3,261,617	A	*	7/1966	Becker et al.	280/43.12
3,352,569	A	*	11/1967	Goodacre	280/43.12
3,525,501	A	*	8/1970	Goetz	254/2 R
D222,670	S	*	11/1971	Goodacre	D34/34
D239,165	S	*	3/1976	Mono	D34/34
4,047,698	A	*	9/1977	Ellis	254/2 R
4,065,012	A	*	12/1977	Rocco	414/471
4,287,959	A	*	9/1981	Inman	180/12
4,615,533	A	*	10/1986	Sewell	280/43.12
D343,935	S	*	2/1994	Drobeck et al.	D34/35
D348,759	S	*	7/1994	Bhambra	D34/34
5,590,735	A	*	1/1997	Cartier	180/210
D408,958	S	*	4/1999	Schneider	D34/28

6,125,971	A	*	10/2000	Niebuhr et al.	187/231
D447,612	S	*	9/2001	Niebuhr	D34/34
D464,785	S	*	10/2002	Gallagher	D34/35
6,948,739	B2	*	9/2005	Gallagher et al.	280/770
D559,498	S	*	1/2008	Ruppert et al.	D34/34
D562,525	S	*	2/2008	Graft et al.	D34/34
D565,270	S	*	3/2008	Ruppert et al.	D34/34
D583,124	S	*	12/2008	Stark	D34/34
2005/0016782	A1	*	1/2005	Gallagher et al.	180/89.12
2006/0232030	A1	*	10/2006	Passeri	280/43.12

OTHER PUBLICATIONS

Three sheets of prior art lift trucks (2004).

* cited by examiner

Primary Examiner—Cynthia E Ramirez

(74) *Attorney, Agent, or Firm*—Vidas, Arrett & Steinkraus, P.A.

(57) **CLAIM**

The ornamental design for driving portion of a lift truck, as shown and described.

DESCRIPTION

FIG. 1 is a rear view of a driving portion of a lift truck showing my new design;

FIG. 2 is bottom view of a driving portion;

FIG. 3 is a side elevational view of the right side of the driving portion;

FIG. 4 is a side elevational view of the left side of the driving portion;

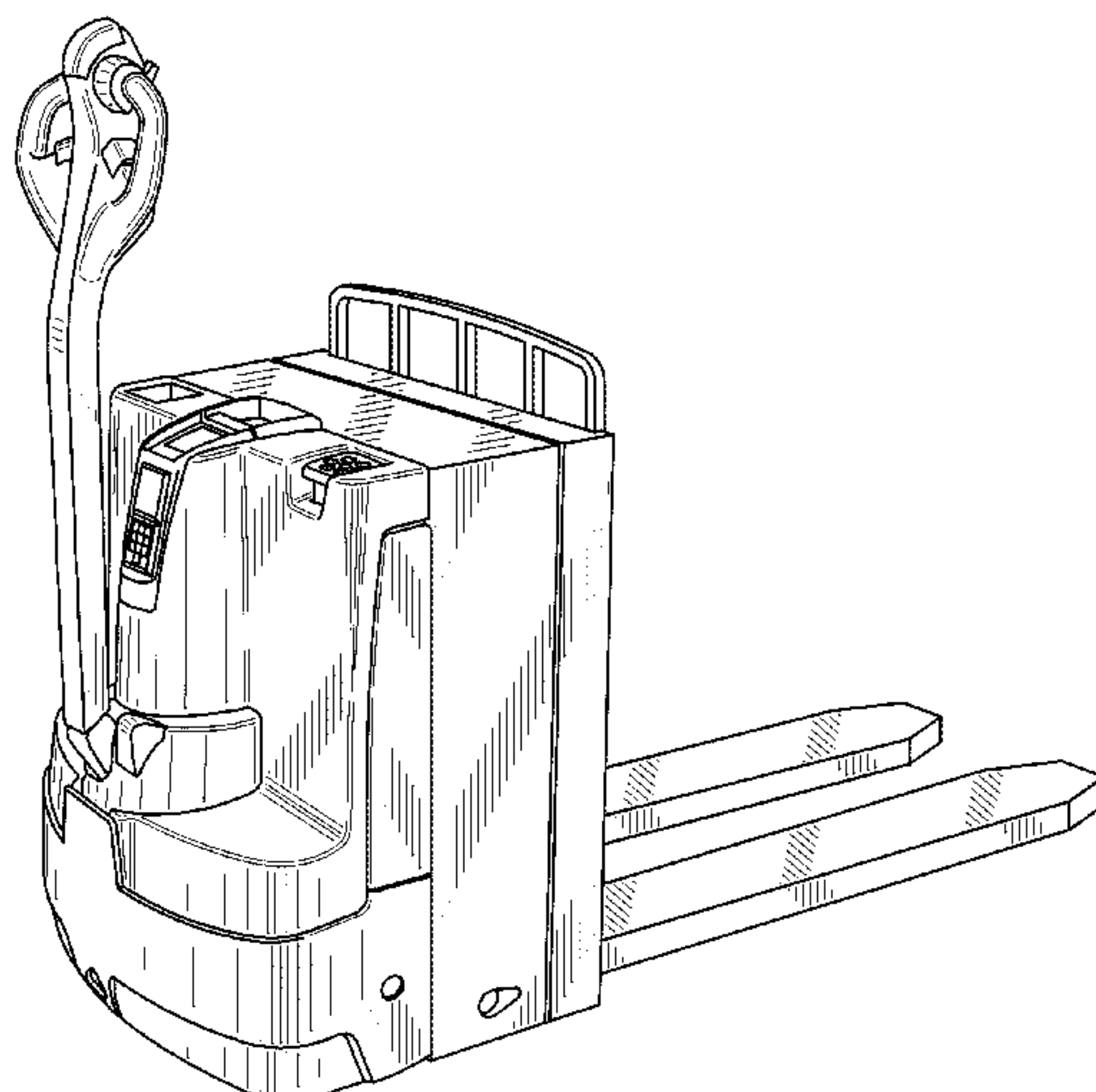
FIG. 5 is a top view of the driving portion;

FIG. 6 is a front view of the driving portion; and,

FIG. 7 is a rear perspective view from the left side of the driving portion.

The broken line showing of forks and handle in the figures is included for the purpose of illustrating environment and forms no part of the claimed design.

1 Claim, 7 Drawing Sheets



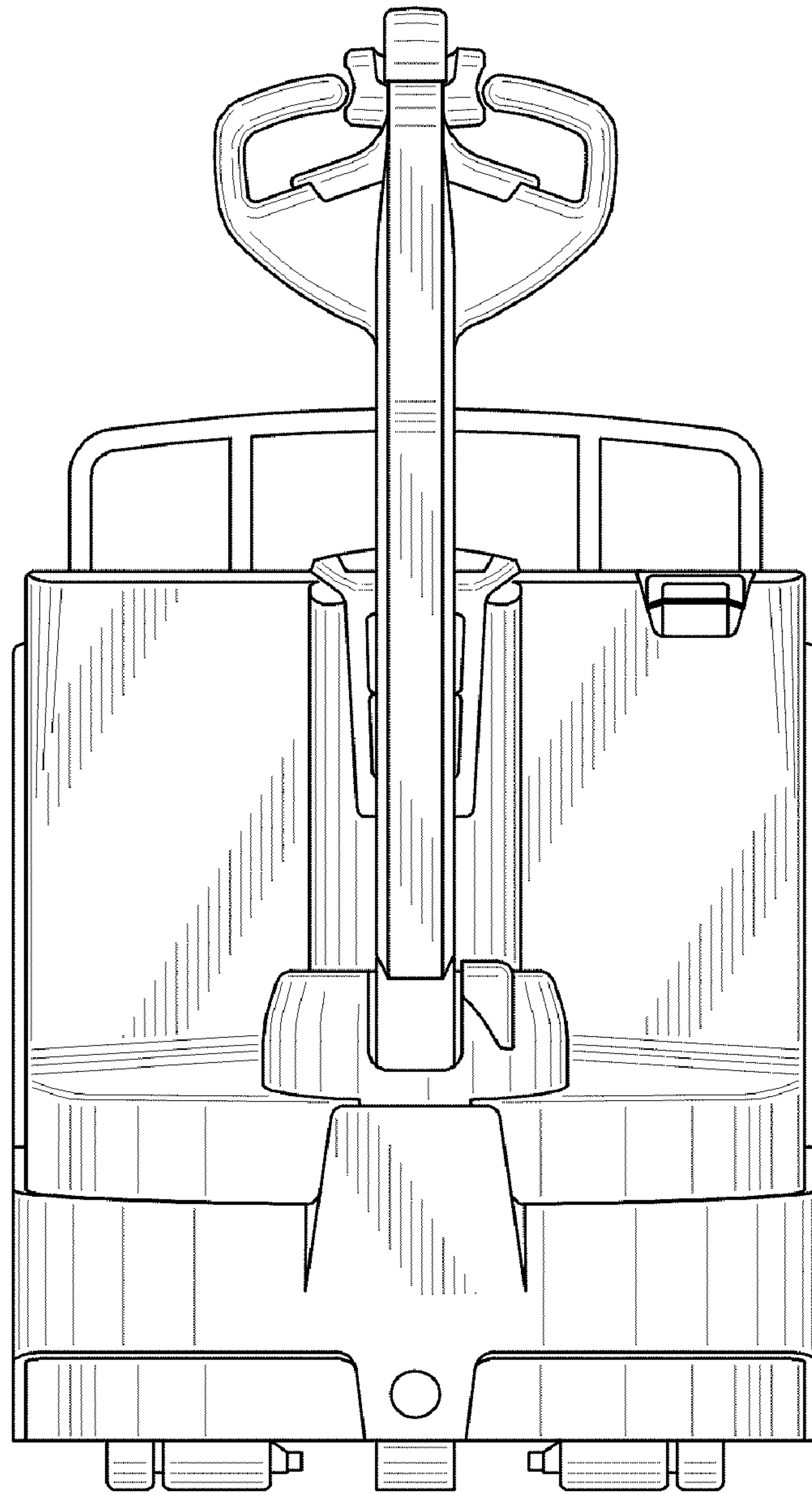


FIG. 1

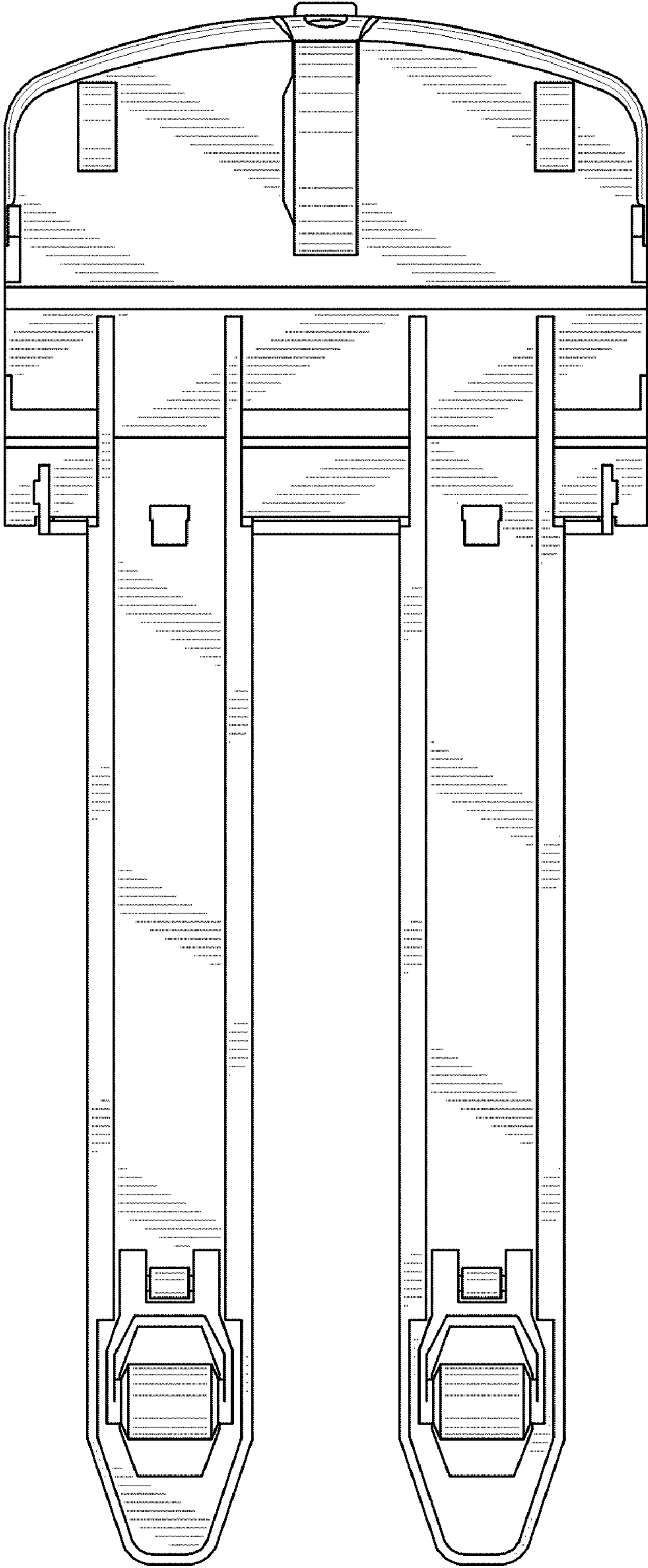


FIG. 2

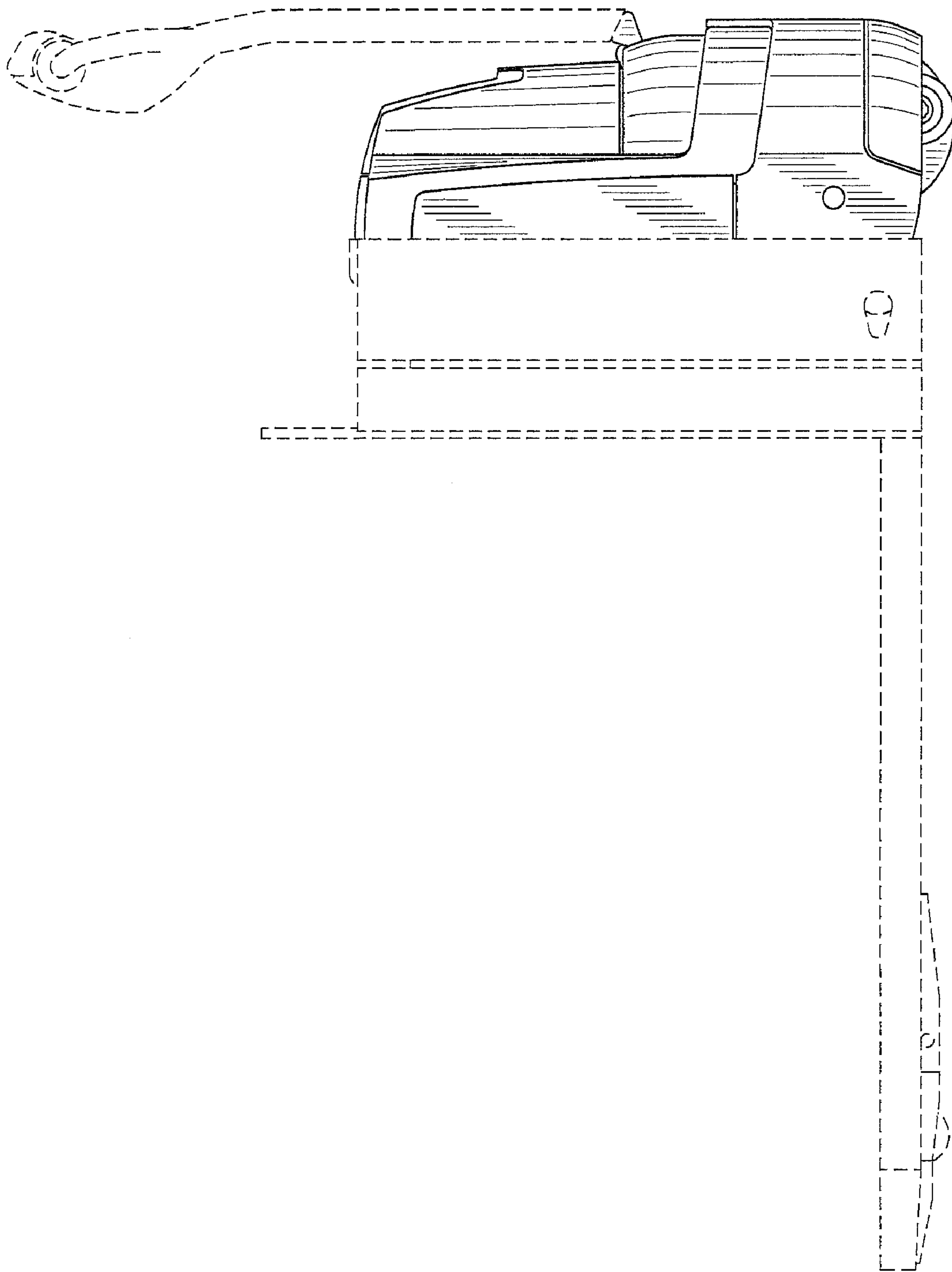


FIG. 3

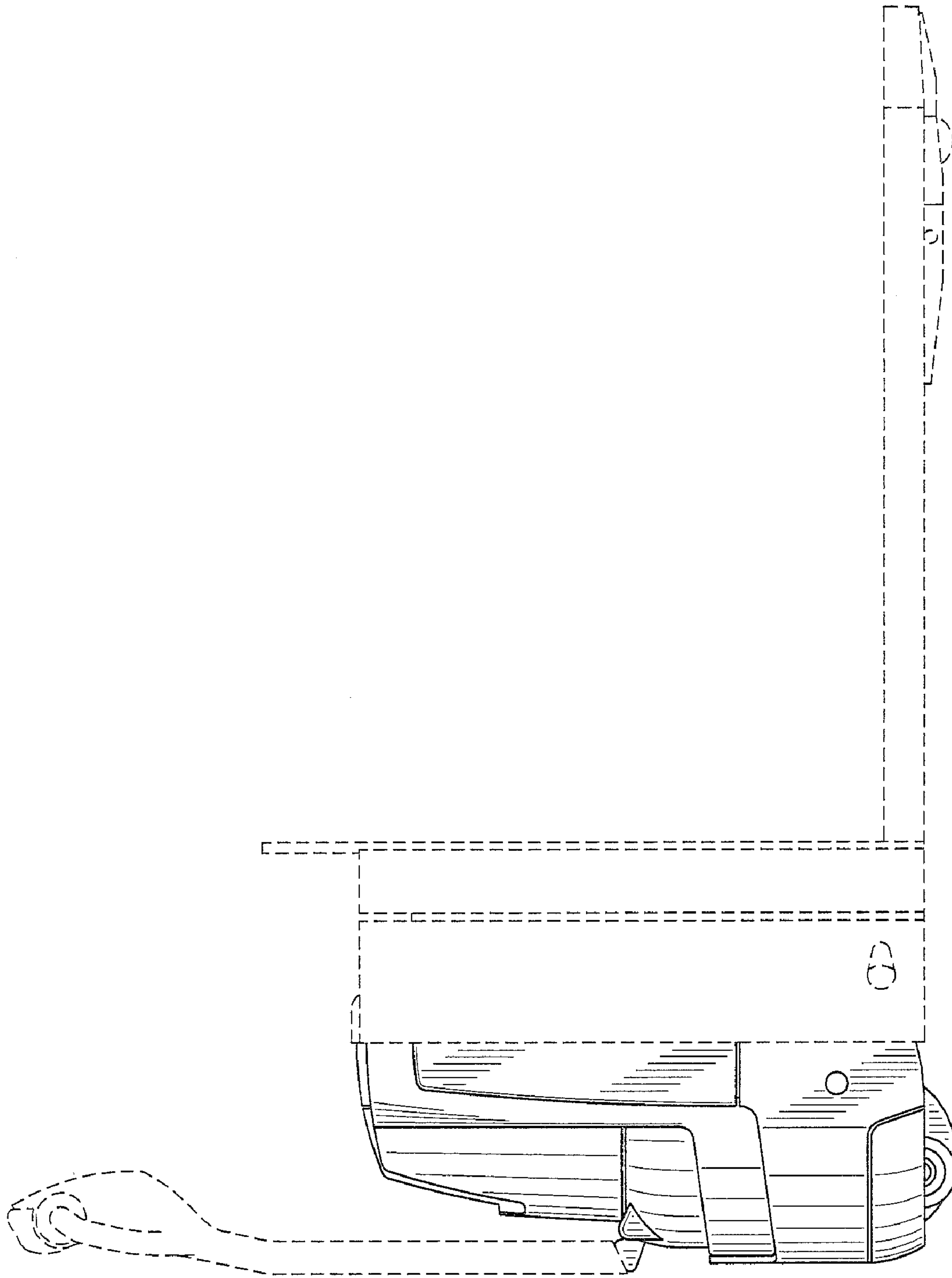


FIG. 4

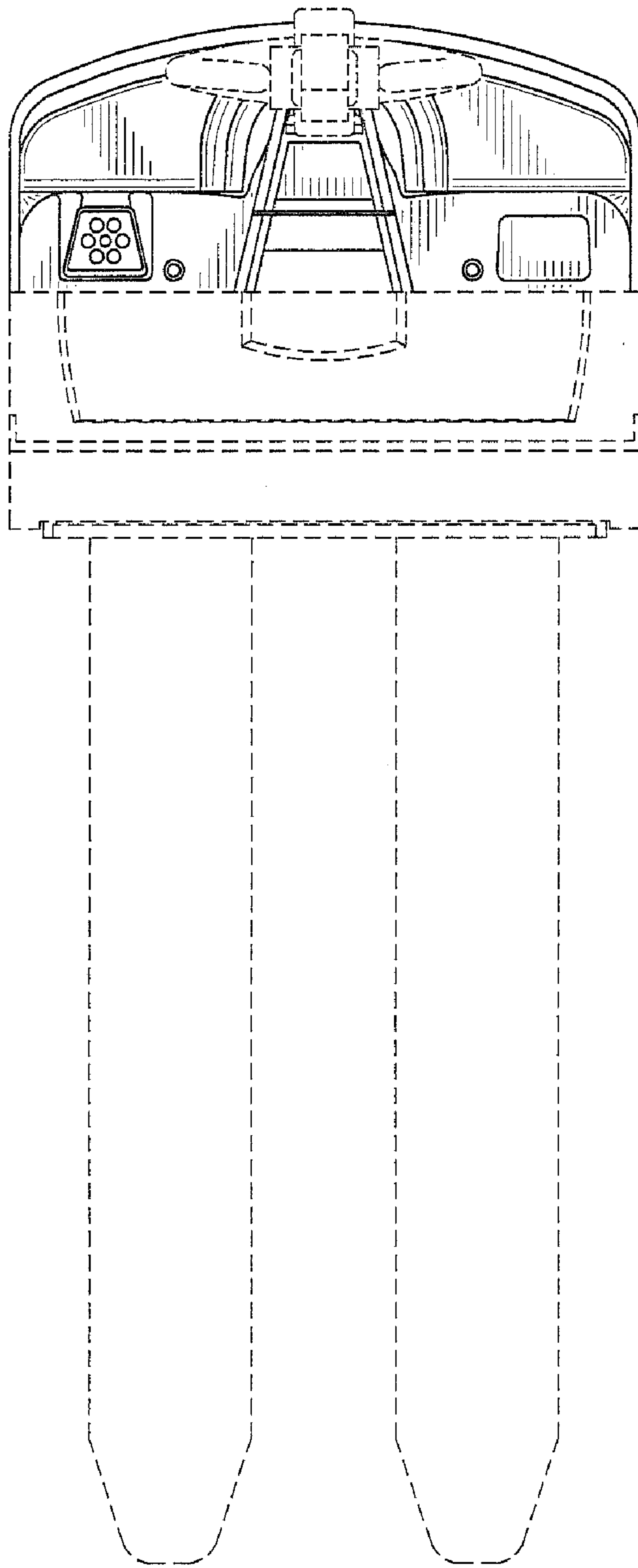


FIG. 5

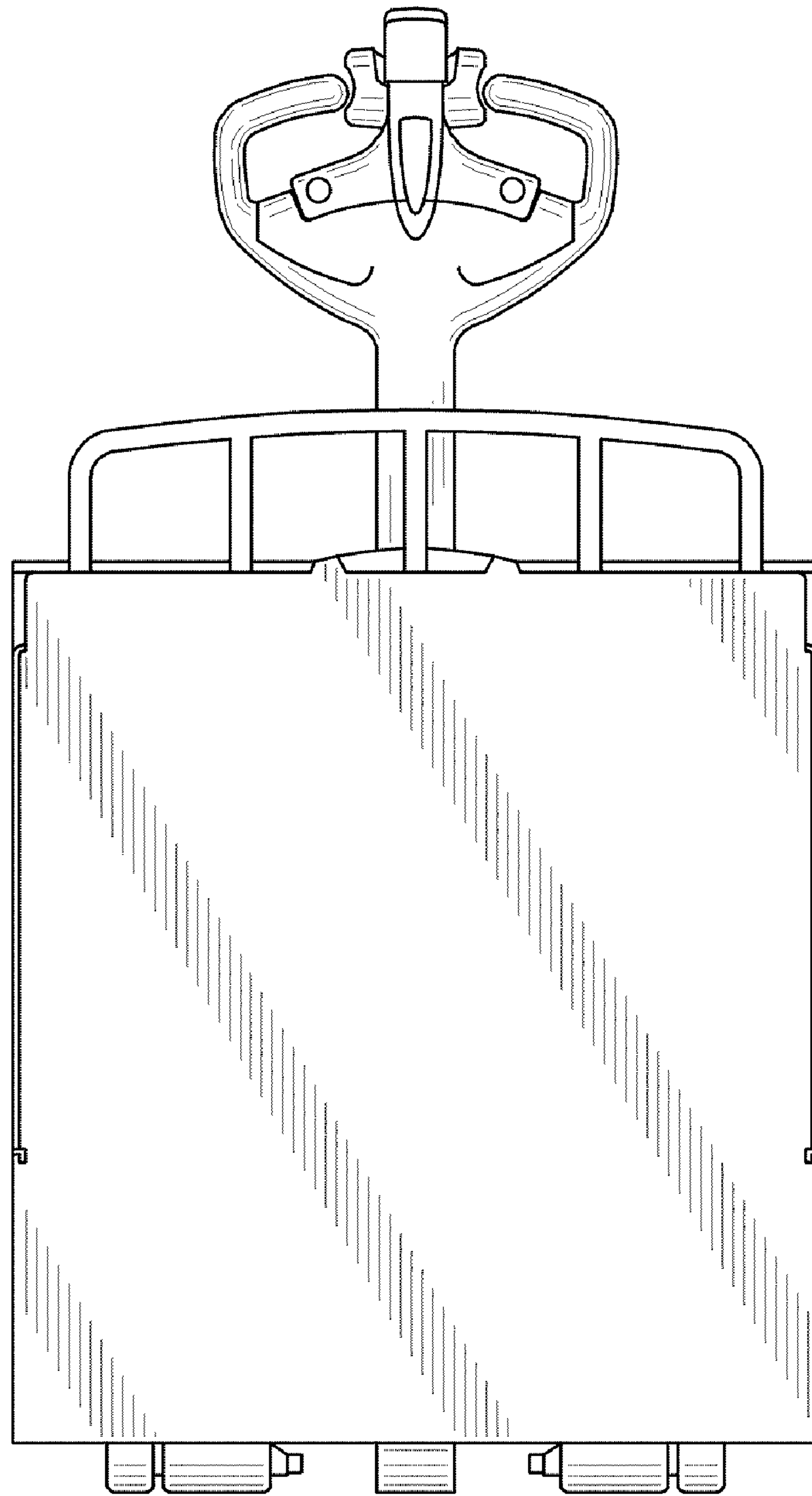


FIG. 6

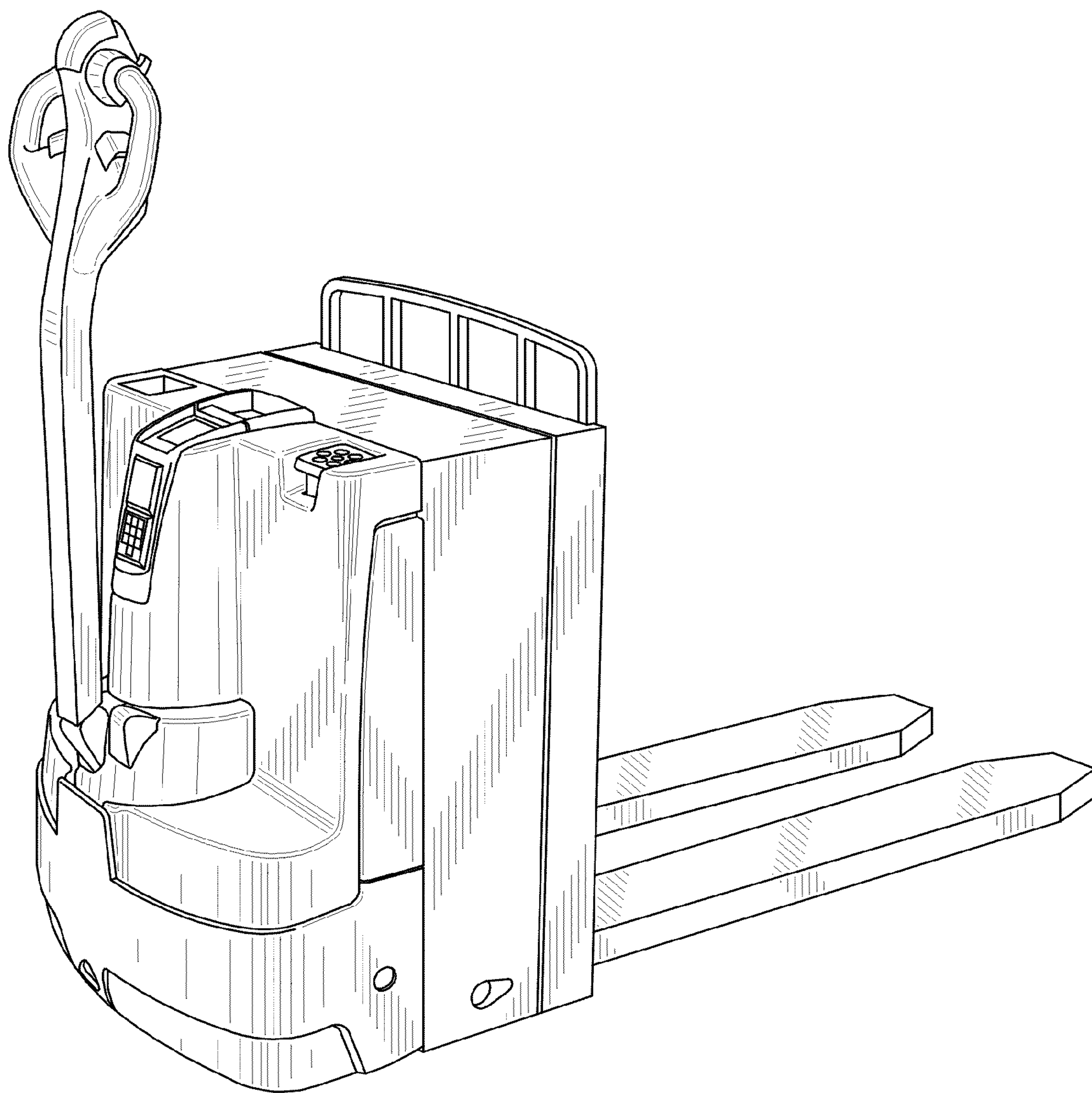


FIG. 7

UNITED STATES PATENT AND TRADEMARK OFFICE
CERTIFICATE OF CORRECTION

PATENT NO. : Des. 601,324 S
APPLICATION NO. : 29/269633
DATED : September 29, 2009
INVENTOR(S) : Knie et al.

Page 1 of 6

It is certified that error appears in the above-identified patent and that said Letters Patent is hereby corrected as shown below:

The title page should be deleted and substitute therefore the attached title page.

Drawings:

Delete drawings sheets 1, 2, 6, & 7 and substitute therefore drawings sheets consisting of Figs. 1, 2, 6 & 7 as shown on the attached pages.

Signed and Sealed this

Twenty-sixth Day of January, 2010



David J. Kappos
Director of the United States Patent and Trademark Office

(12) **United States Design Patent**
Knie et al.

(10) **Patent No.:** **US D601,324 S**
(45) **Date of Patent:** **** Sep. 29, 2009**

(54) **DRIVING PORTION OF A LIFT TRUCK**

(75) **Inventors:** **Andreas Knie, Hamburg (DE); Kai Hestermann, Kiel (DE)**

(73) **Assignee:** **Jungheinrich Aktiengesellschaft, Hamburg (DE)**

(**) **Term:** **14 Years**

(21) **Appl. No.:** **29/269,633**

(22) **Filed:** **Dec. 5, 2006**

(30) **Foreign Application Priority Data**
 Jun. 7, 2006 (EM) 000548748

(51) **LOC (9) Cl.** 12-05

(52) **U.S. Cl.** **D34/34**

(58) **Field of Classification Search** **D34/34,**
D34/35; 180/89.12, 299, 325; 280/43.12;
187/22, 224

See application file for complete search history.

(56) **References Cited**

U.S. PATENT DOCUMENTS

D136,279 S *	8/1943	Holland et al.	D34/34
2,618,490 A *	11/1952	Frischmann	280/43.12
3,243,194 A *	3/1966	Trusock	280/43.12
3,249,170 A *	5/1966	Quayle	180/19.2
3,260,534 A *	7/1966	Knights	280/43.12
3,261,617 A *	7/1966	Becker et al.	280/43.12
3,352,569 A *	11/1967	Goodacre	280/43.12
3,525,501 A *	8/1970	Goetz	254/2 R
D222,670 S *	11/1971	Goodacre	D34/34
D239,165 S *	3/1976	Mono	D34/34
4,047,698 A *	9/1977	Ellis	254/2 R
4,065,012 A *	12/1977	Rocco	414/471
4,287,959 A *	9/1981	Inman	180/12
4,615,533 A *	10/1986	Sewell	280/43.12
D343,935 S *	2/1994	Drobeck et al.	D34/35
D348,759 S *	7/1994	Bbambra	D34/34
5,590,735 A *	1/1997	Cartier	180/210
D408,958 S *	4/1999	Schneider	D34/28

6,125,971 A *	10/2000	Niebuhr et al.	187/231
D447,612 S *	9/2001	Niebuhr	D34/34
D464,785 S *	10/2002	Gallagher	D34/35
6,948,739 B2 *	9/2005	Gallagher et al.	280/770
D559,498 S *	1/2008	Ruppert et al.	D34/34
D562,525 S *	2/2008	Graft et al.	D34/34
D565,270 S *	3/2008	Ruppert et al.	D34/34
D583,124 S *	12/2008	Stark	D34/34
2005/0016782 A1 *	1/2005	Gallagher et al.	180/89.12
2006/0232030 A1 *	10/2006	Passeri	280/43.12

OTHER PUBLICATIONS

Three sheets of prior art lift trucks (2004).

* cited by examiner

Primary Examiner—Cynthia E Ramirez
(74) *Attorney, Agent, or Firm*—Vidas, Arrett & Steinkraus, P.A.

(57) **CLAIM**

The ornamental design for driving portion of a lift truck, as shown and described.

DESCRIPTION

FIG. 1 is a rear view of a driving portion of a lift truck showing my new design;

FIG. 2 is bottom view of a driving portion;

FIG. 3 is a side elevational view of the right side of the driving portion;

FIG. 4 is a side elevational view of the left side of the driving portion;

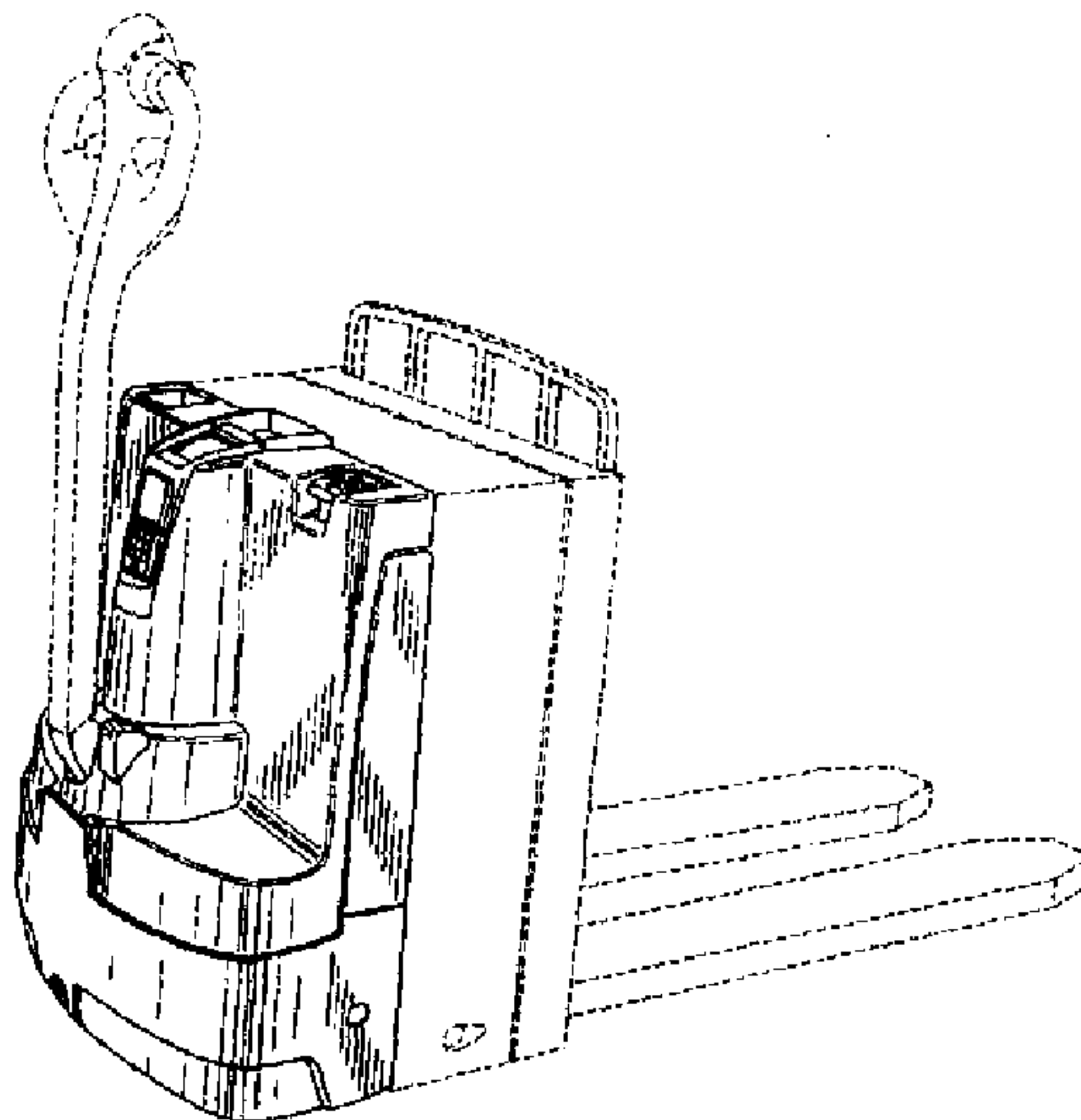
FIG. 5 is a top view of the driving portion;

FIG. 6 is a front view of the driving portion; and,

FIG. 7 is a rear perspective view from the left side of the driving portion.

The broken line showing of forks and handle in the figures is included for the purpose of illustrating environment and forms no part of the claimed design.

1 Claim, 7 Drawing Sheets



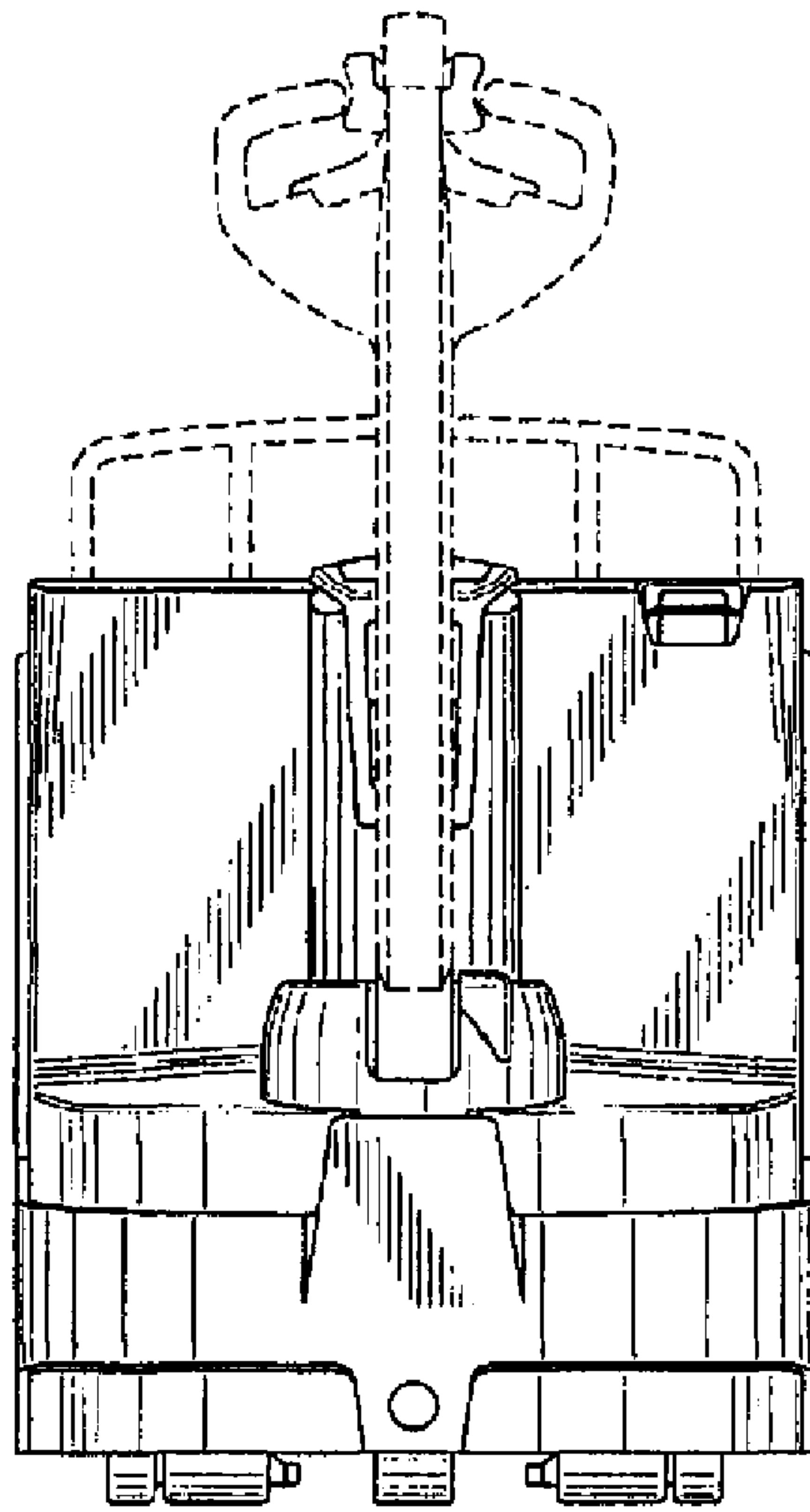


FIG. 1

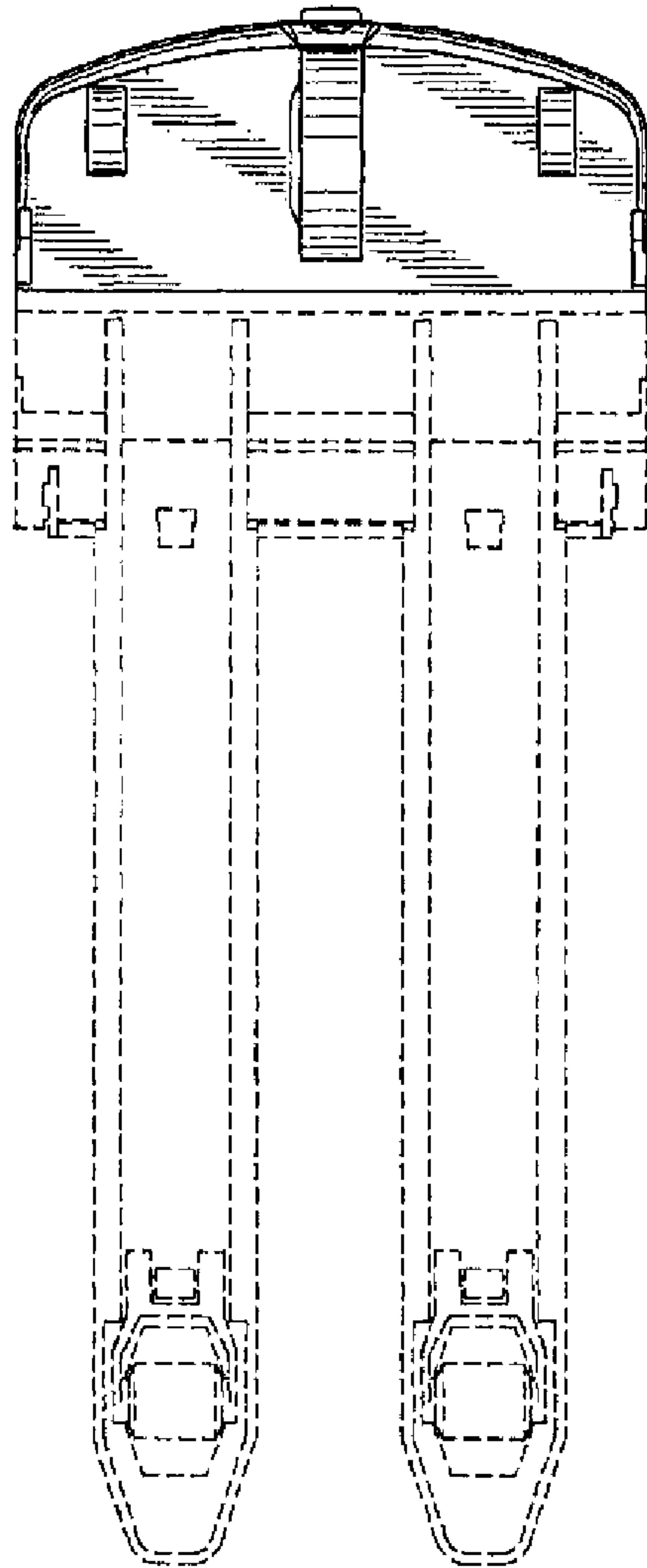


FIG. 2

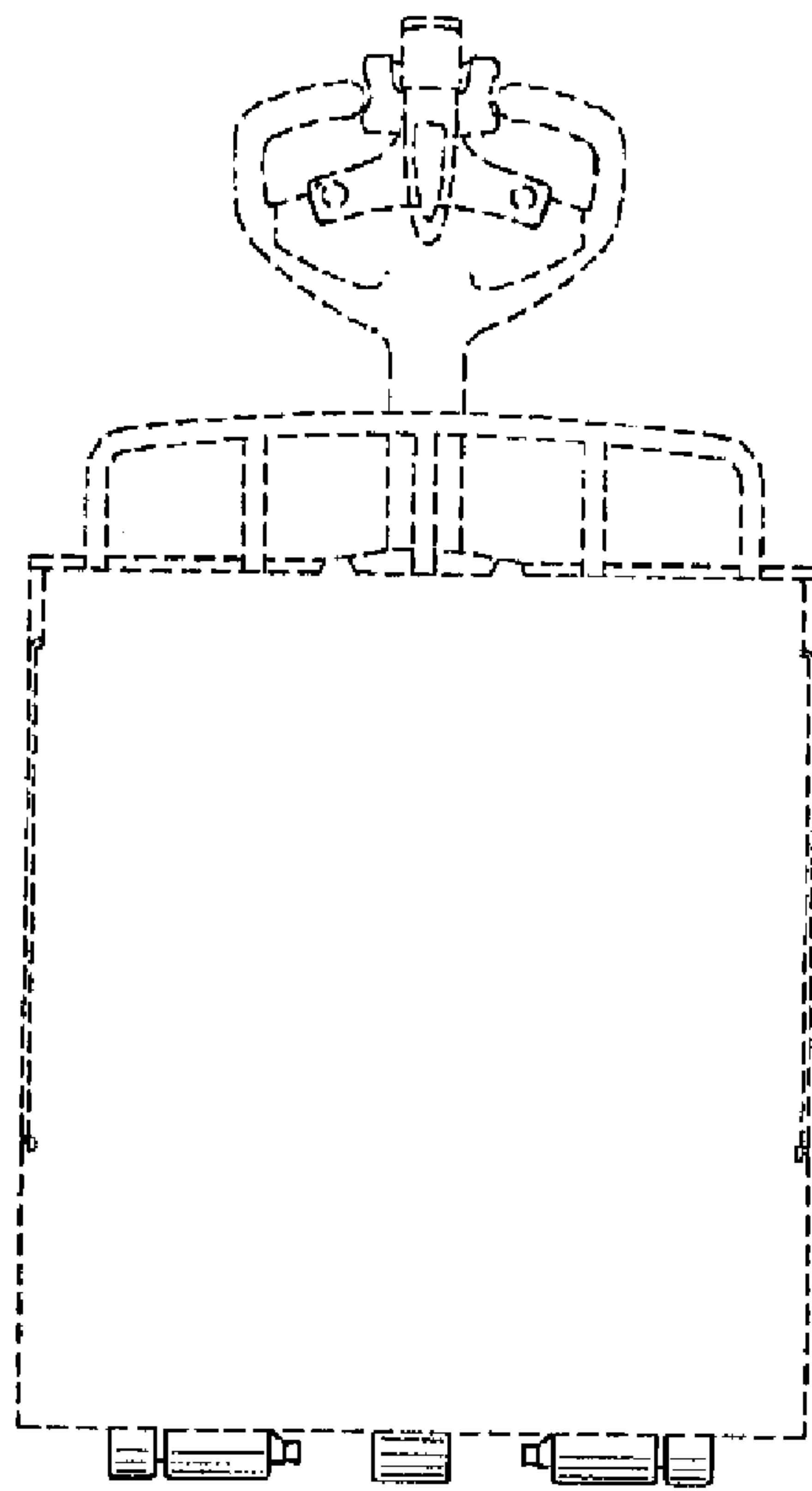


FIG. 6

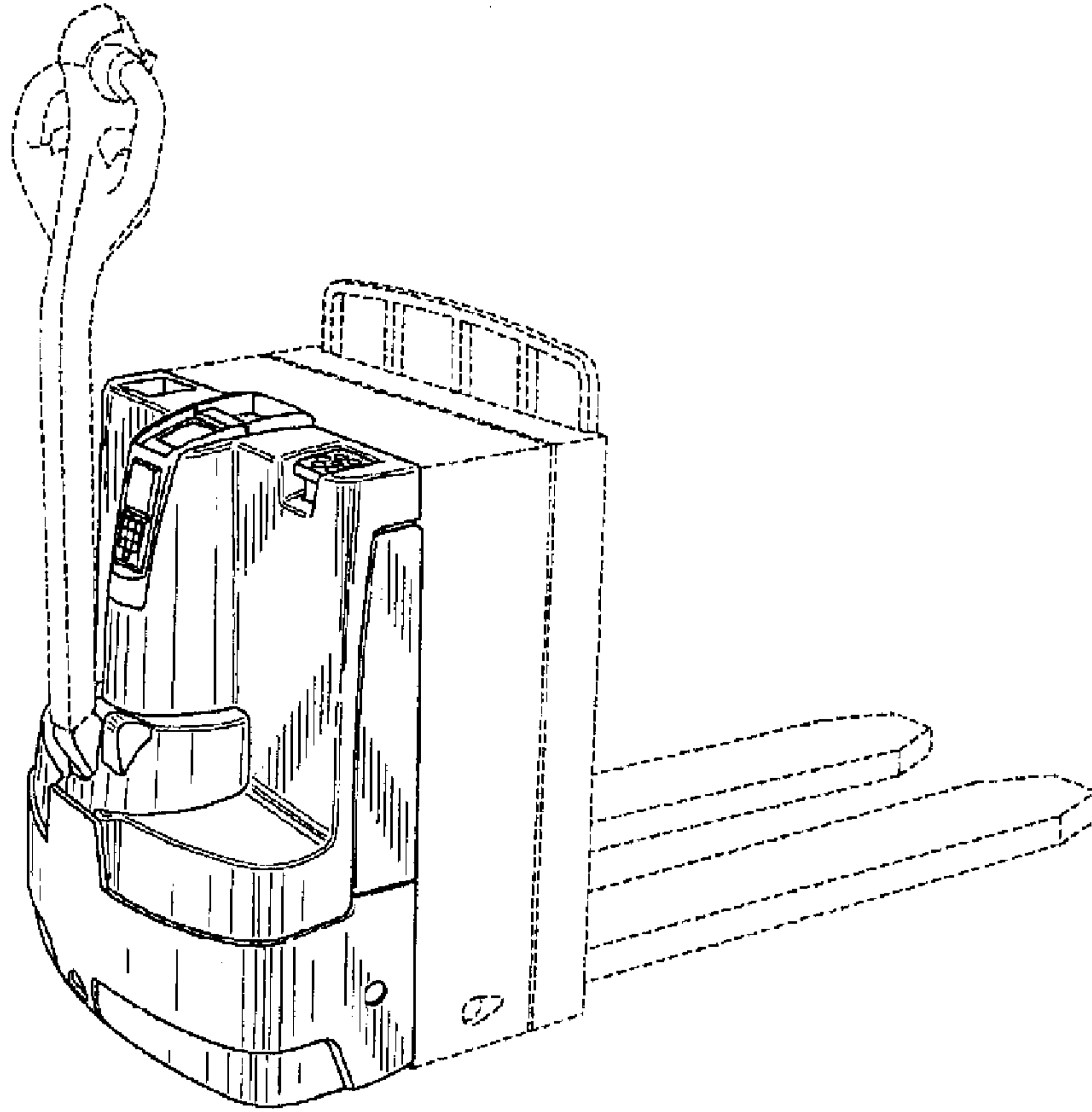


FIG. 7