



US00D601320S

(12) **United States Design Patent**
Williams et al.

(10) **Patent No.:** **US D601,320 S**
(45) **Date of Patent:** **** Sep. 29, 2009**

(54) **FILTER FOR A WET/DRY VACUUM CLEANER**

(75) Inventors: **Matthew A. Williams**, Bridgeton, MO (US); **Terrence L. Stanek**, St. Charles, MO (US); **Jeffrey L. Young**, St. Peters, MO (US)

(73) Assignee: **Emerson Electric Co.**, St. Louis, MO (US)

(**) Term: **14 Years**

(21) Appl. No.: **29/325,490**

(22) Filed: **Oct. 1, 2008**

(51) **LOC (9) Cl.** **15-05**

(52) **U.S. Cl.** **D32/30**

(58) **Field of Classification Search** D32/25,
D32/30-31; 55/374, 482, 498, 502, 490,
55/492, 493, 507, DIG. 3, 385.1, 476, 459.1,
55/376-378, DIG. 2, 486; 285/119; 15/352,
15/347, DIG. 8, 321, 312.1; 95/273; 96/321,
96/226

See application file for complete search history.

(56) **References Cited**

U.S. PATENT DOCUMENTS

3,290,870	A	12/1966	Jensen
3,365,864	A	1/1968	Iizima
3,399,516	A	9/1968	Hough, Jr., et al.
3,838,978	A	10/1974	Eddleman et al.
4,164,400	A	8/1979	Wald
4,171,963	A	10/1979	Schuler
4,185,974	A	1/1980	Hiester
4,229,193	A	10/1980	Miller
4,268,289	A	5/1981	Polaner
4,609,387	A	9/1986	Berfield et al.
4,619,674	A	10/1986	Erdmannsdorfer
4,619,675	A	10/1986	Watanabe
4,906,265	A	3/1990	Berfield
4,917,942	A	4/1990	Winters
4,976,858	A	12/1990	Kadoya
D333,891	S	3/1993	Reed, Jr. et al.

5,230,722	A	7/1993	Yonkers
5,248,323	A	9/1993	Stevenson
5,455,983	A	10/1995	Crouser et al.
5,608,945	A	3/1997	Crouser et al.
5,647,982	A	7/1997	Haythornthwaite
D383,881	S	9/1997	Gudmundsson
D389,284	S	1/1998	Gudmundsson
D389,963	S	*	1/1998 Scanlon et al. D32/31
5,733,351	A	*	3/1998 Hult et al. 55/486
D400,323	S	*	10/1998 Scanlon et al. D32/30
5,840,103	A	11/1998	Dyson
6,010,550	A	1/2000	Song
6,110,248	A	*	8/2000 Liu 55/490
6,113,663	A	9/2000	Liu
6,162,287	A	12/2000	Rohn et al.
D441,155	S	4/2001	Thur et al.
D443,740	S	6/2001	Stratford
D445,974	S	7/2001	Stratford
6,312,508	B1	11/2001	Alberts, III et al.
6,432,180	B2	8/2002	Alberts, III et al.

(Continued)

Primary Examiner—Ruth McInroy
(74) *Attorney, Agent, or Firm*—Locke Lord Bissell & Liddell LLP


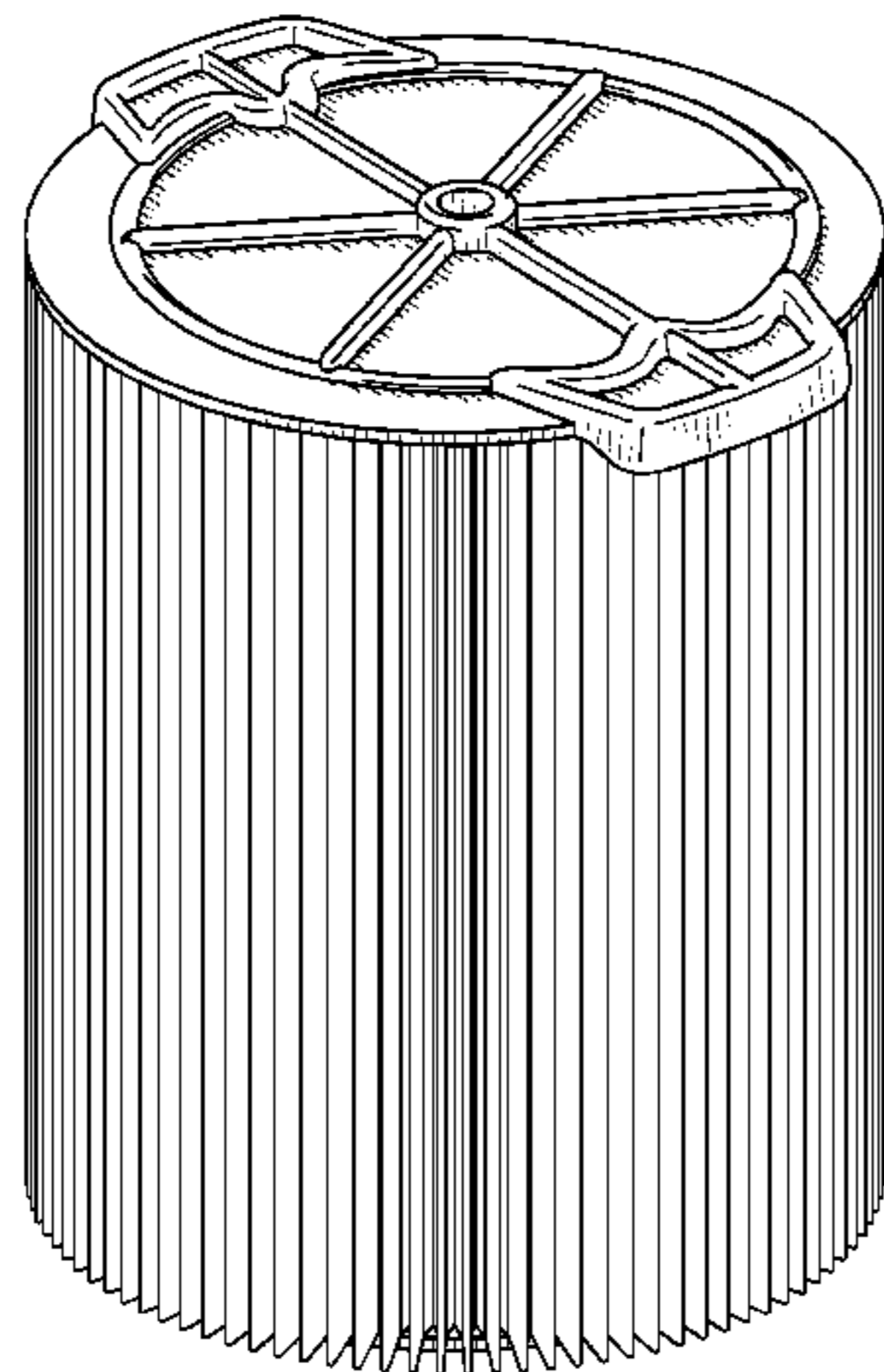
(57) **CLAIM**

The ornamental design for a filter for a wet/dry vacuum cleaner, as shown and described.

DESCRIPTION

FIG. 1 is a bottom perspective view of a filter for a wet/dry vacuum showing our design;
FIG. 2 is a bottom view thereof;
FIG. 3 is a side view thereof;
FIG. 4 is a side view thereof, showing the side as rotated 90° from that shown in FIG. 3;
FIG. 5 is a top view thereof; and,
FIG. 6 is a top perspective view thereof.

1 Claim, 6 Drawing Sheets



US D601,320 S

Page 2

U.S. PATENT DOCUMENTS						
			7,267,704 B2	9/2007	Allgeier	
			7,374,594 B2	5/2008	Gierer	
			7,374,595 B2 *	5/2008	Gierer	55/498
6,440,191 B1	8/2002	Berfield et al.	2002/0166199 A1 *	11/2002	Boles et al.	15/352
D472,683 S	4/2003	Stratford	2005/0198766 A1 *	9/2005	Nam et al.	15/352
6,565,637 B2	5/2003	Alberts, III et al.	2006/0123589 A1 *	6/2006	Kim	15/352
D494,329 S *	8/2004	Thur et al. D32/30	2006/0174597 A1	8/2006	Green	
6,913,635 B2	7/2005	Yoo et al.	2008/0209875 A1 *	9/2008	Treier et al.	55/498
6,966,935 B1	11/2005	Neighbors et al.	2008/0245039 A1 *	10/2008	Anderson et al.	55/498
D522,194 S	5/2006	Mason				
7,247,182 B2	7/2007	Boyer, Jr. et al.				

* cited by examiner

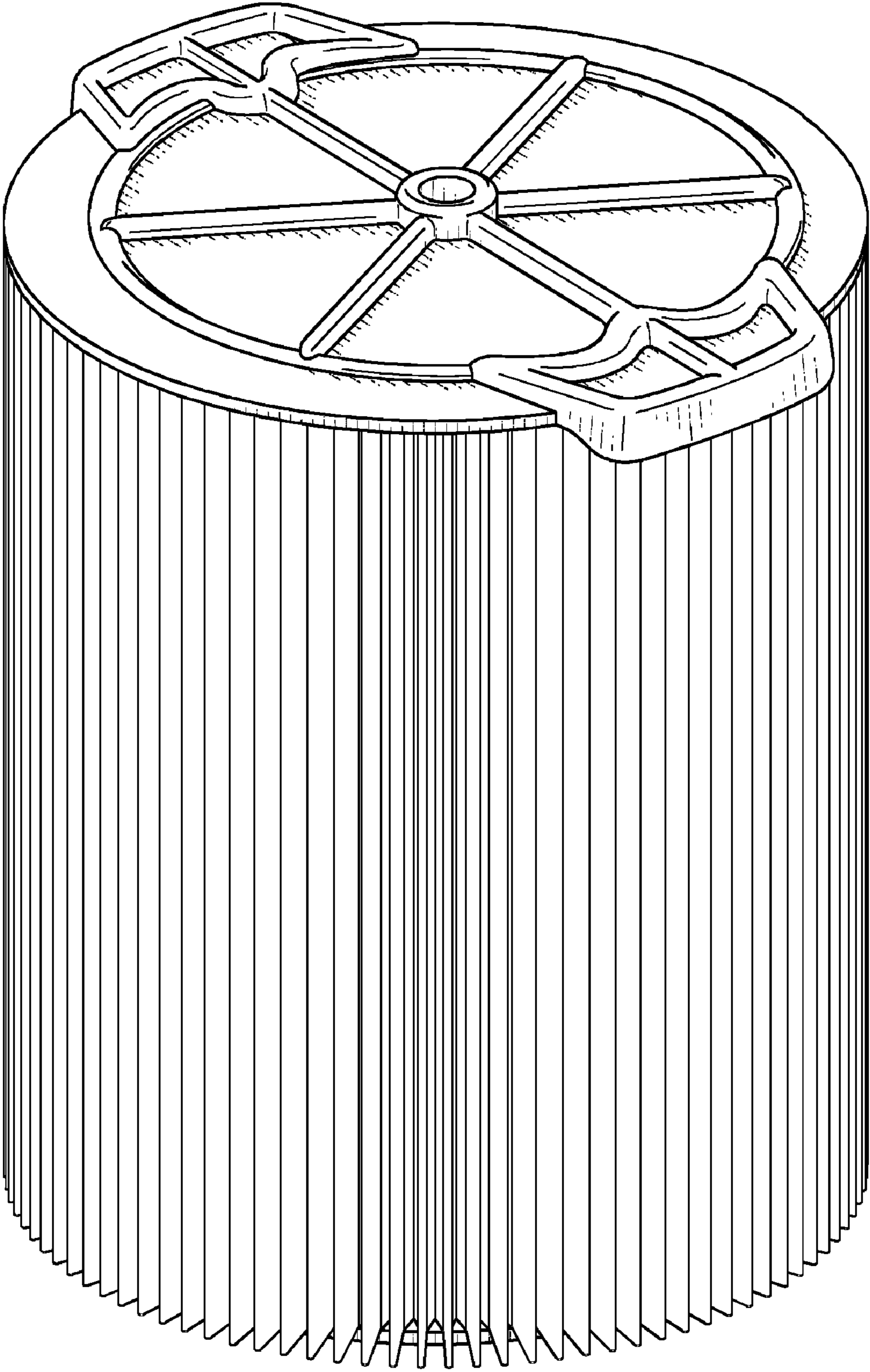


FIG. 1




FIG. 2




FIG. 3




FIG. 4

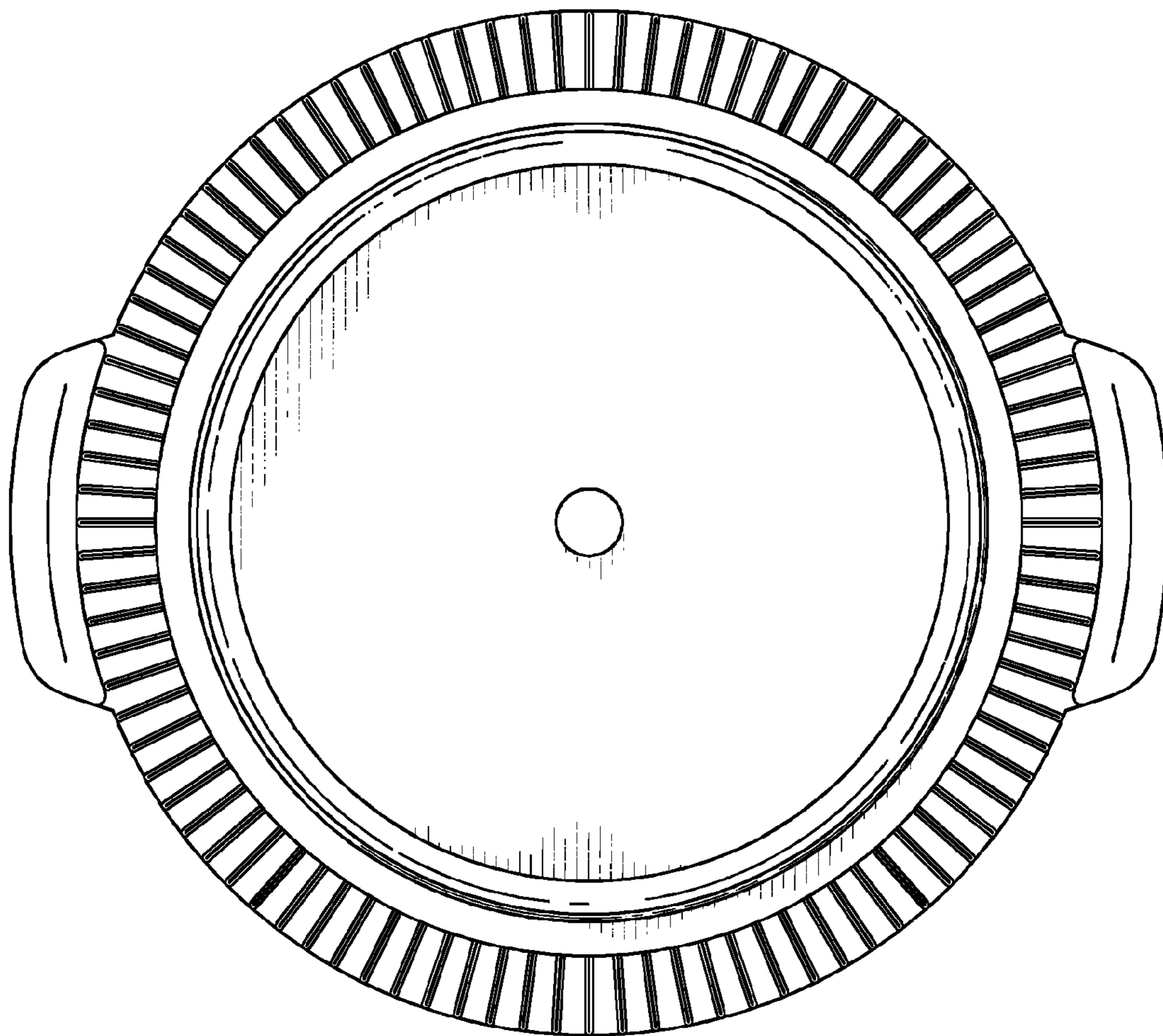


FIG. 5




FIG. 6