



US00D601318S

(12) **United States Design Patent**  
**Williams et al.**

(10) **Patent No.:** **US D601,318 S**

(45) **Date of Patent:** **\*\* Sep. 29, 2009**

(54) **FILTER FOR A WET/DRY VACUUM CLEANER**

(75) Inventors: **Matthew A. Williams**, Bridgeton, MO (US); **Terrence L. Stanek**, St. Charles, MO (US); **Jeffrey L. Young**, St. Peters, MO (US)

(73) Assignee: **Emerson Electric Co.**, St. Louis, MO (US)

(\*\*) Term: **14 Years**

(21) Appl. No.: **29/325,476**

(22) Filed: **Oct. 1, 2008**

(51) **LOC (9) Cl.** ..... **15-05**

(52) **U.S. Cl.** ..... **D32/30**

(58) **Field of Classification Search** ..... D32/25,  
D32/30-31; 55/374, 482, 498, 502, 490,  
55/492, 493, 507, DIG. 3, 385.1, 476, 459.1,  
55/376-378, DIG. 2, 486; 285/119; 15/352,  
15/347, DIG. 8, 321, 312.1; 95/273; 96/321,  
96/226

See application file for complete search history.

(56) **References Cited**

**U.S. PATENT DOCUMENTS**

3,290,870 A	12/1966	Jensen
3,365,864 A	1/1968	Iizima
3,399,516 A	9/1968	Hough, Jr. et al.
3,838,978 A	10/1974	Eddleman et al.
4,164,400 A	8/1979	Wald
4,171,963 A	10/1979	Schuler
4,185,974 A	1/1980	Hiester
4,229,193 A	10/1980	Miller
4,268,289 A	5/1981	Polaner
4,609,387 A	9/1986	Berfield et al.
4,619,674 A	10/1986	Erdmannsdorfer
4,619,675 A	10/1986	Watanabe
4,906,265 A	3/1990	Berfield
4,917,942 A	4/1990	Winters
4,976,858 A	12/1990	Kadoya
D333,891 S	3/1993	Reed, Jr. et al.

5,230,722 A	7/1993	Yonkers
5,248,323 A	9/1993	Stevenson
5,455,983 A	10/1995	Crouser et al.
5,608,945 A	3/1997	Crouser et al.
5,647,982 A	7/1997	Haythornthwaite
D383,881 S	9/1997	Gudmundsson
D389,284 S	1/1998	Gudmundsson
D389,963 S *	1/1998	Scanlon et al. .... D32/31
5,733,351 A *	3/1998	Hult et al. .... 55/486
D400,323 S *	10/1998	Scanlon et al. .... D32/30
5,840,103 A	11/1998	Dyson
6,010,550 A	1/2000	Song
6,110,248 A *	8/2000	Liu ..... 55/490
6,113,663 A	9/2000	Liu
6,162,287 A	12/2000	Rohn et al.
D441,155 S	4/2001	Thur et al.
D443,740 S	6/2001	Stratford
D445,974 S	7/2001	Stratford
6,312,508 B1	11/2001	Alberts, III et al.
6,432,180 B2	8/2002	Alberts, III et al.

(Continued)

*Primary Examiner*—Ruth McInroy  
(74) *Attorney, Agent, or Firm*—Locke Lord Bissell & Liddell LLP


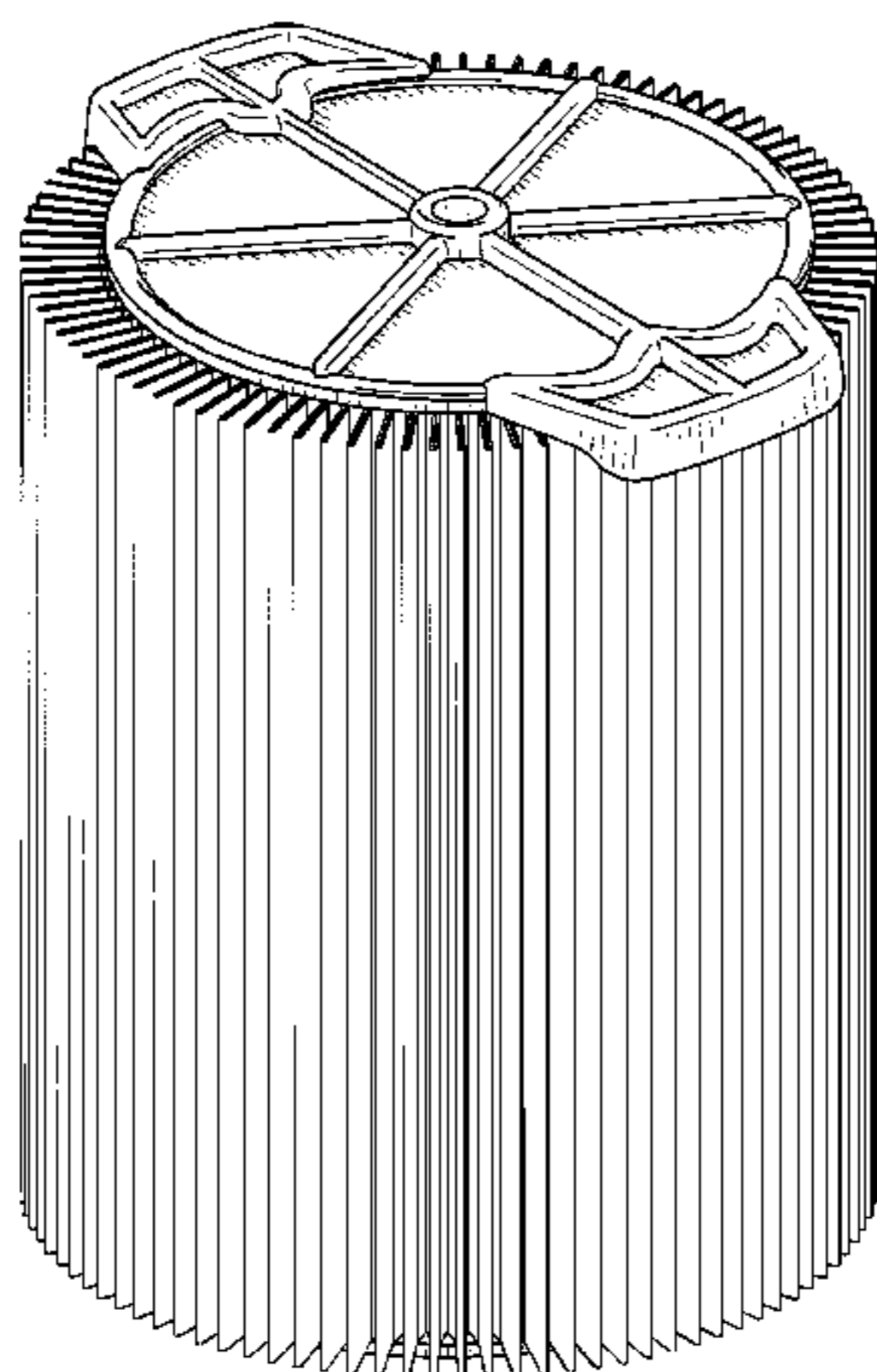
(57) **CLAIM**

The ornamental design for a filter for a wet/dry vacuum cleaner, as shown and described.

**DESCRIPTION**

FIG. 1 is a bottom perspective view of a filter for a wet/dry vacuum showing our design;  
FIG. 2 is a bottom view thereof;  
FIG. 3 is a side view thereof;  
FIG. 4 is a side view thereof, showing the side as rotated 90° from that shown in FIG. 3;  
FIG. 5 is a top view thereof; and,  
FIG. 6 is a top perspective view thereof.

**1 Claim, 6 Drawing Sheets**



# US D601,318 S

Page 2

---

U.S. PATENT DOCUMENTS							
			7,267,704	B2	9/2007	Allgeier	
			7,374,594	B2	5/2008	Gierer	
			7,374,595	B2 *	5/2008	Gierer ..... 55/498	
6,440,191	B1	8/2002	Berfield et al.				
D472,683	S	4/2003	Stratford	2002/0166199	A1 *	11/2002	Boles et al. .... 15/352
6,565,637	B2	5/2003	Alberts, III et al.	2005/0198766	A1 *	9/2005	Nam et al. .... 15/352
D494,329	S *	8/2004	Thur et al. .... D32/30	2006/0123589	A1 *	6/2006	Kim ..... 15/352
6,913,635	B2	7/2005	Yoo et al.	2006/0174597	A1	8/2006	Greene
6,966,935	B1	11/2005	Neighbors et al.	2008/0209875	A1 *	9/2008	Treier et al. .... 55/498
D522,194	S	5/2006	Mason	2008/0245039	A1 *	10/2008	Anderson et al. .... 55/498
7,247,182	B2	7/2007	Boyer, Jr. et al.				

\* cited by examiner

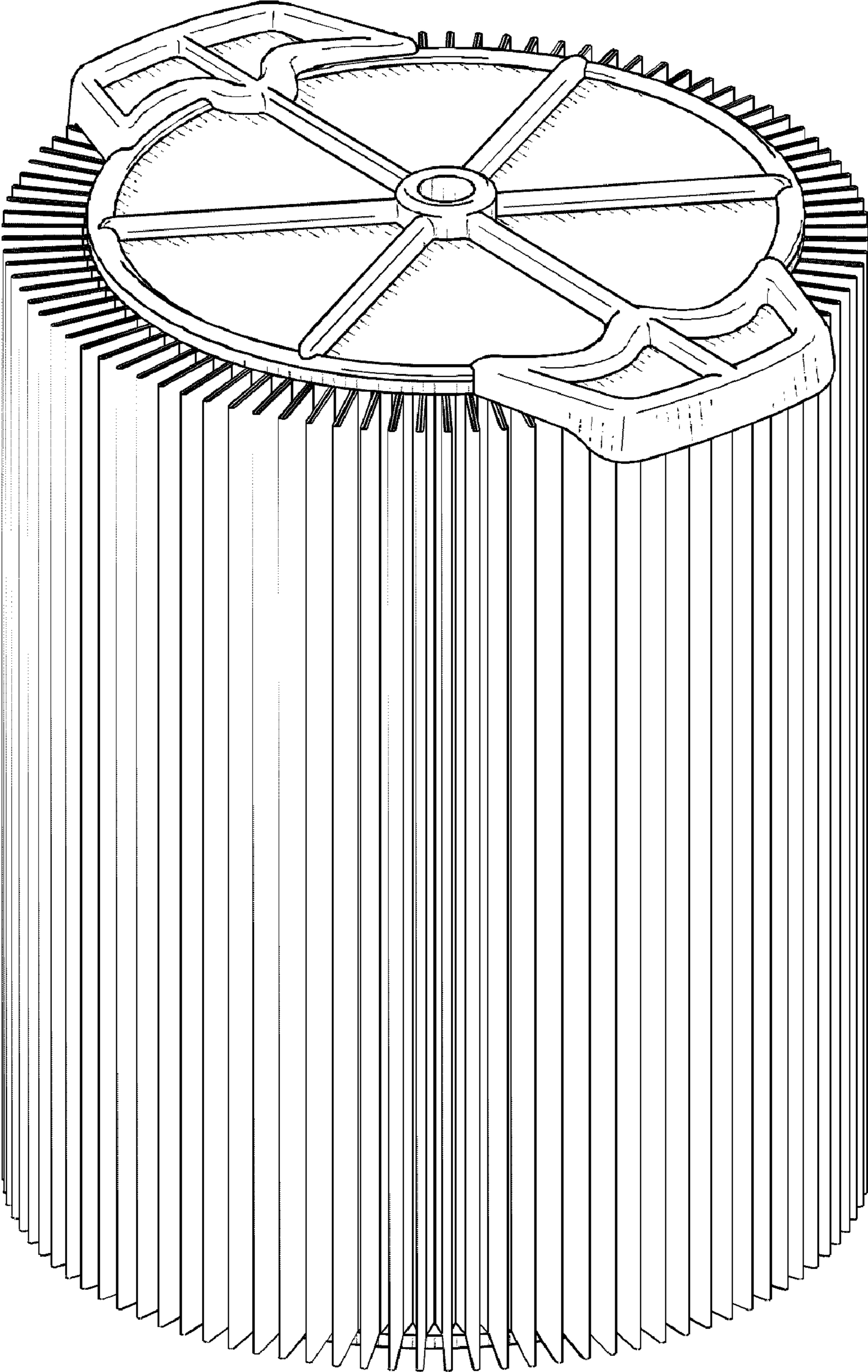


FIG. 1




FIG. 2




FIG. 3






FIG. 4

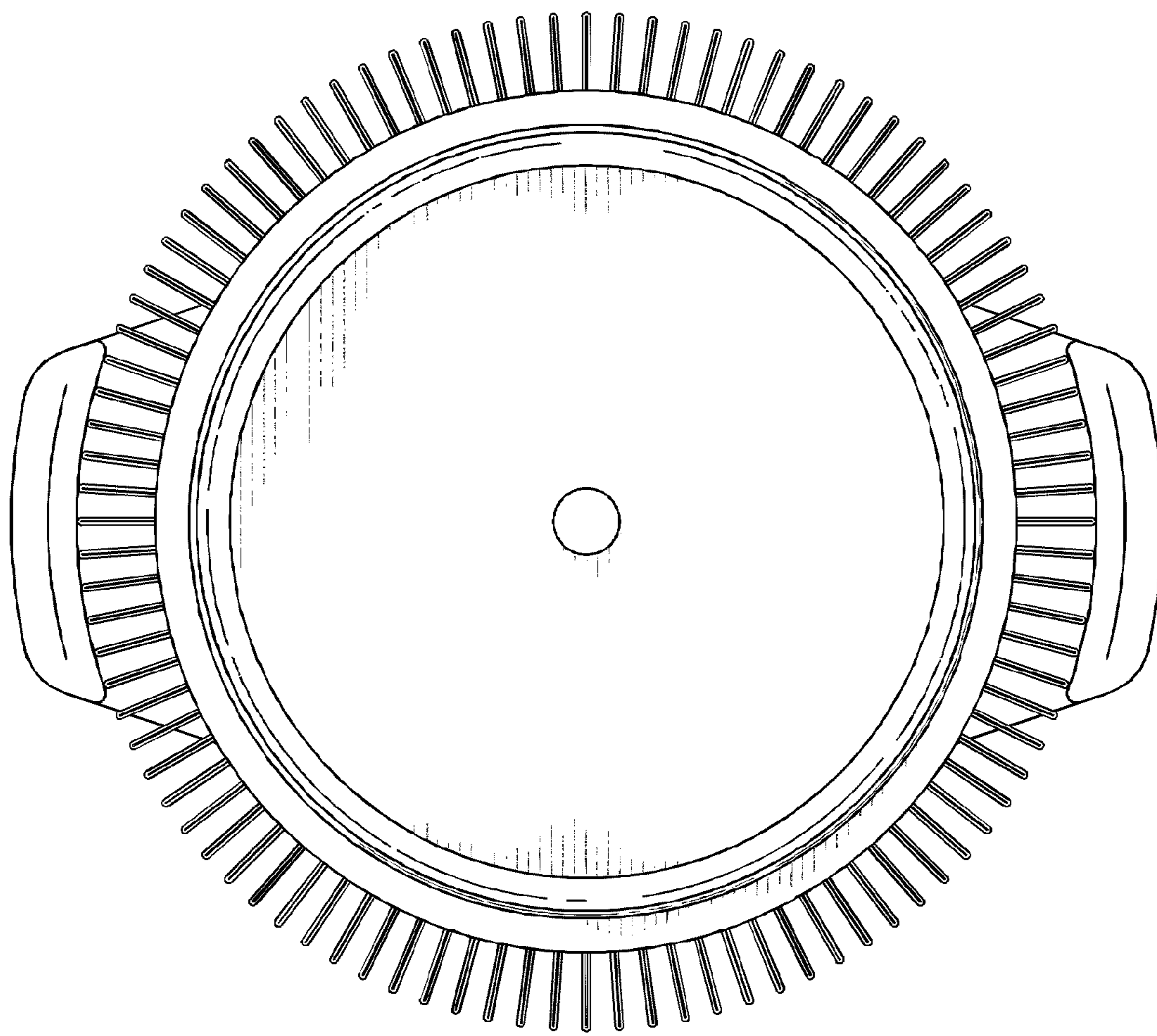


FIG. 5




FIG. 6