

US00D601316S

(12) **United States Design Patent**
Klotz

(10) **Patent No.:** **US D601,316 S**

(45) **Date of Patent:** **** Sep. 29, 2009**

(54) **BRUSH FOR MACHINES**

(76) Inventor: **Peter Klotz**, An der Talle 97, Paderborn
(DE) D-33102

(**) Term: **14 Years**

(21) Appl. No.: **29/272,164**

(22) Filed: **Feb. 2, 2007**

(30) **Foreign Application Priority Data**

Oct. 23, 2006 (EM) 000608385-0001

(51) **LOC (9) Cl.** **15-05**

(52) **U.S. Cl.** **D32/25**

(58) **Field of Classification Search** D32/1,
D32/15-16, 19, 25, 35, 40; 15/230, 230.2,
15/230.22, 230.14, 230.17-230.19; 451/508-510,
451/527, 529, 490

See application file for complete search history.

(56) **References Cited**

U.S. PATENT DOCUMENTS

2,146,548 A * 2/1939 Mitschang et al. 451/510

3,120,724 A * 2/1964 Mockiewicz et al. 451/490
3,727,353 A * 4/1973 Pixley 451/508
4,580,308 A * 4/1986 Ashworth 15/230.18
6,001,009 A * 12/1999 Kaiser et al. 451/527
D554,310 S * 10/2007 Citron et al. D32/40

* cited by examiner

Primary Examiner—T. Chase Nelson

Assistant Examiner—Kathleen M Sims

(74) *Attorney, Agent, or Firm*—Browdy and Neimark,
P.L.L.C.

(57) **CLAIM**

The ornamental design for a brush for machines, as shown
and described.

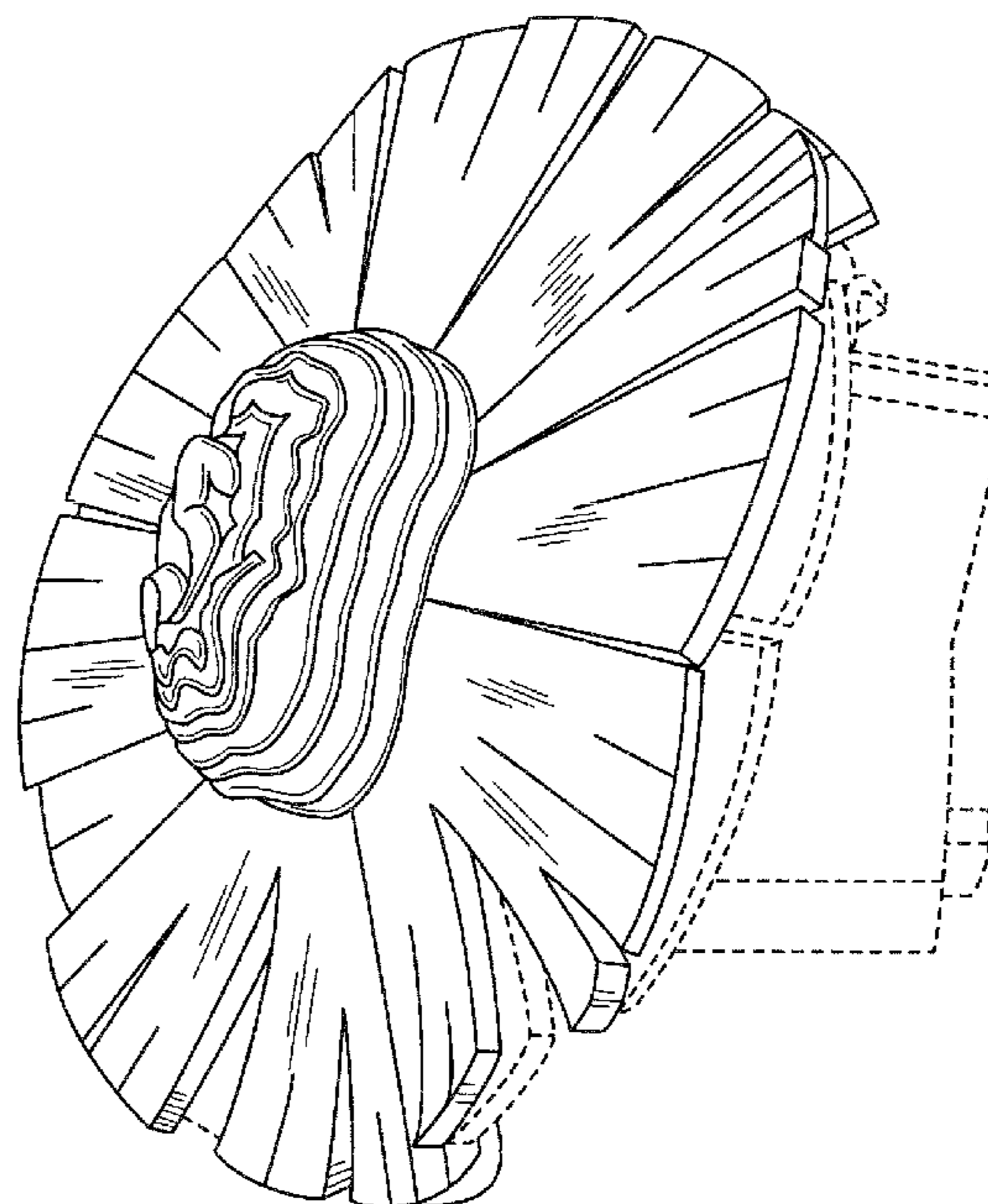

DESCRIPTION

FIG. 1 is a front view of the brush for machines showing my
new design; and,

FIG. 2 is a side perspective view thereof.

The broken line showing of details in FIG. 2 is included for
the purpose of showing environmental portions of the brush
for machines and forms no part of the claimed design.

1 Claim, 2 Drawing Sheets






FIG. 1

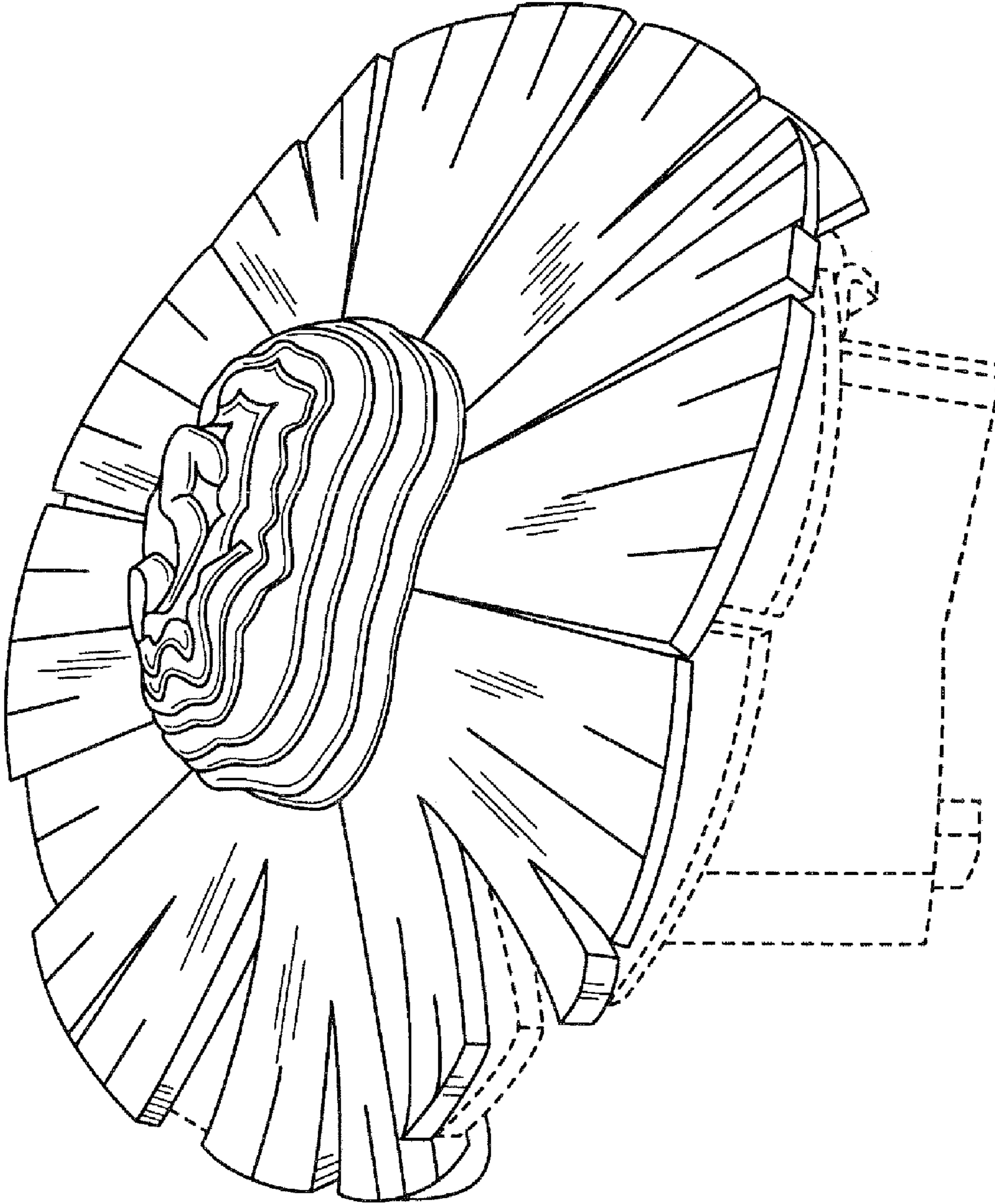


FIG. 2