



US00D601294S

(12) **United States Design Patent**  
**Leon**

(10) **Patent No.:** **US D601,294 S**

(45) **Date of Patent:** **\*\* Sep. 29, 2009**

(54) **IONIC PILLAR LAMP**

D487,524 S \* 3/2004 Lin ..... D26/95  
D589,203 S \* 3/2009 Sabernig ..... D26/93

(76) Inventor: **Paul M. Leon**, 2503 Green Way South,  
St. Petersburg, FL (US) 33712

\* cited by examiner

(\*\*) Term: **14 Years**

*Primary Examiner*—Brian N Vinson  
(74) *Attorney, Agent, or Firm*—Larson & Larson, P.A.; Frank  
Liebenow

(21) Appl. No.: **29/320,465**

(22) Filed: **Jun. 27, 2008**

(57) **CLAIM**

(51) **LOC (9) Cl.** ..... **23-03**

I claim the ornamental design for an ionic pillar lamp, as  
shown and described.

(52) **U.S. Cl.** ..... **D26/94**

(58) **Field of Classification Search** ..... D26/1,  
D26/24, 67, 93-94, 101, 104-110, 113, 118;  
362/3, 153, 186, 217, 255, 257, 277, 317,  
362/351, 353, 362, 363, 382, 431, 433, 458,  
362/806

**DESCRIPTION**

See application file for complete search history.

FIG. 1 is a front elevation view of the ionic pillar lamp  
showing my novel design;

FIG. 2 is a rear elevation view thereof;

FIG. 3 is a left side view thereof;

FIG. 4 is a right side view thereof;

FIG. 5 is a top plan view thereof; and,

FIG. 6 is a bottom plan view thereof.

The broken lines showing in all figures are for illustrative  
purposes only and form no part of the claimed design.

(56) **References Cited**

**U.S. PATENT DOCUMENTS**

D245,285 S *	8/1977	Whitesel	.....	D26/104
D309,787 S *	8/1990	Chien	.....	D26/93
D328,503 S *	8/1992	Masahara	.....	D26/104
D329,301 S *	9/1992	Leonard	.....	D26/104
D345,024 S *	3/1994	Fox	.....	D26/93
D465,874 S *	11/2002	Garvin et al.	.....	D26/104

**1 Claim, 3 Drawing Sheets**




FIG. 1




FIG. 2




FIG. 3




FIG. 4




FIG. 5

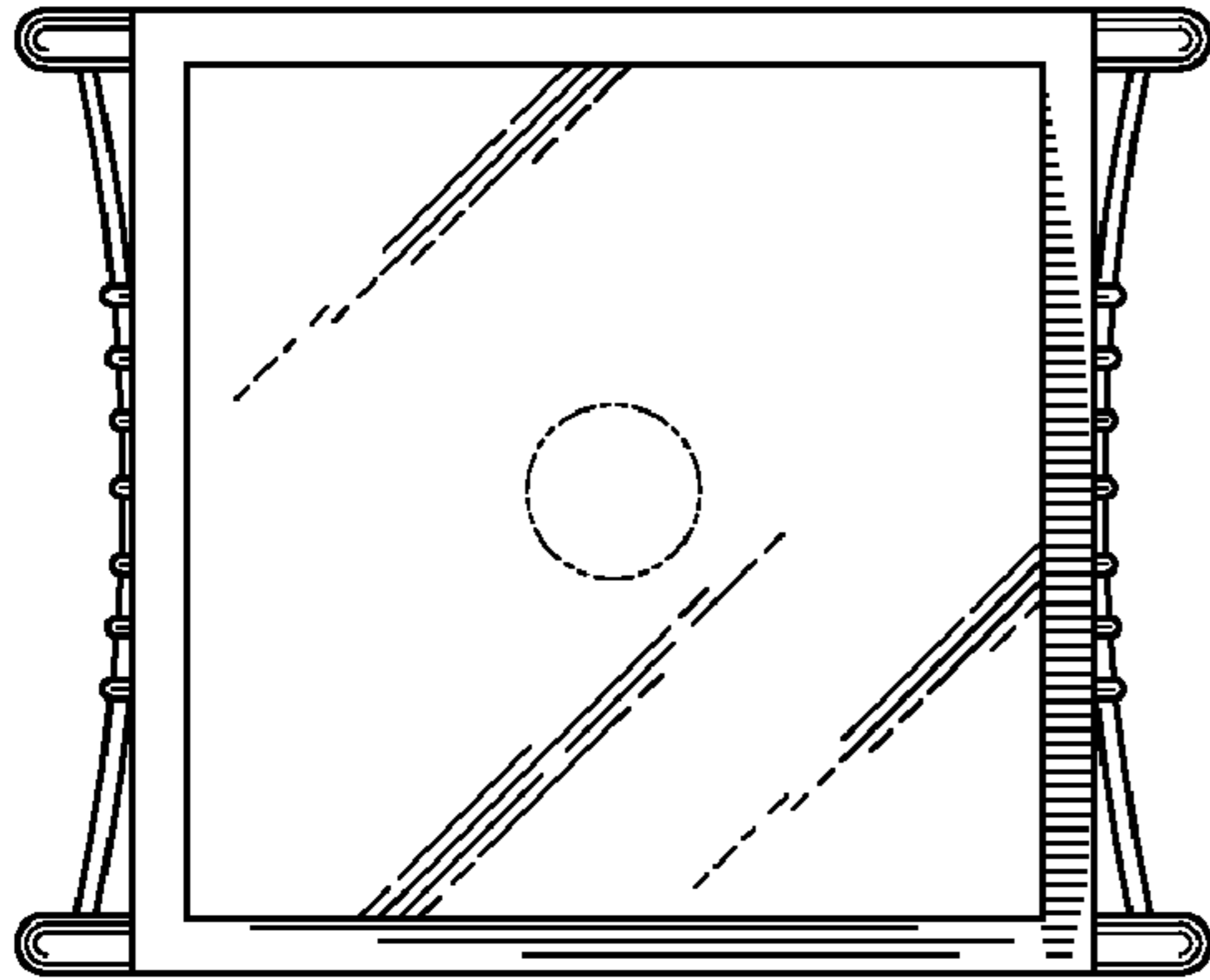


FIG. 6

