



US00D601286S

(12) **United States Design Patent**
Chen

(10) **Patent No.:** **US D601,286 S**

(45) **Date of Patent:** **** Sep. 29, 2009**

(54) **LED FLASHLIGHT**

D569,538 S * 5/2008 Leung D26/49
D577,843 S * 9/2008 Couture et al. D26/49

(75) Inventor: **Chi Gon Chen**, Guang Zhou (CN)

* cited by examiner

(73) Assignee: **International Development LLC**,
Roanoke, TX (US)

Primary Examiner—Ian Simmons
Assistant Examiner—Carissa C Fitts

(**) Term: **14 Years**

(74) *Attorney, Agent, or Firm*—David W. Carstens; Carstens
& Cahoon, LLP

(21) Appl. No.: **29/326,390**

(57) **CLAIM**

(22) Filed: **Oct. 16, 2008**

The ornamental design for a LED flashlight, as shown and described.

(51) **LOC (9) Cl.** **26-02**

(52) **U.S. Cl.** **D26/49**

(58) **Field of Classification Search** D26/37,
D26/46, 49; 362/157, 158, 183, 184, 194–196,
362/200–208

DESCRIPTION

See application file for complete search history.

FIG. 1 is a perspective view of the LED flashlight of the present invention;

FIG. 2 is a top plan view thereof;

FIG. 3 is a front elevation view; the rear elevation view being the same;

FIG. 4 is a left side elevation view; the right side elevation view being the same; and,

FIG. 5 is a bottom plan view.

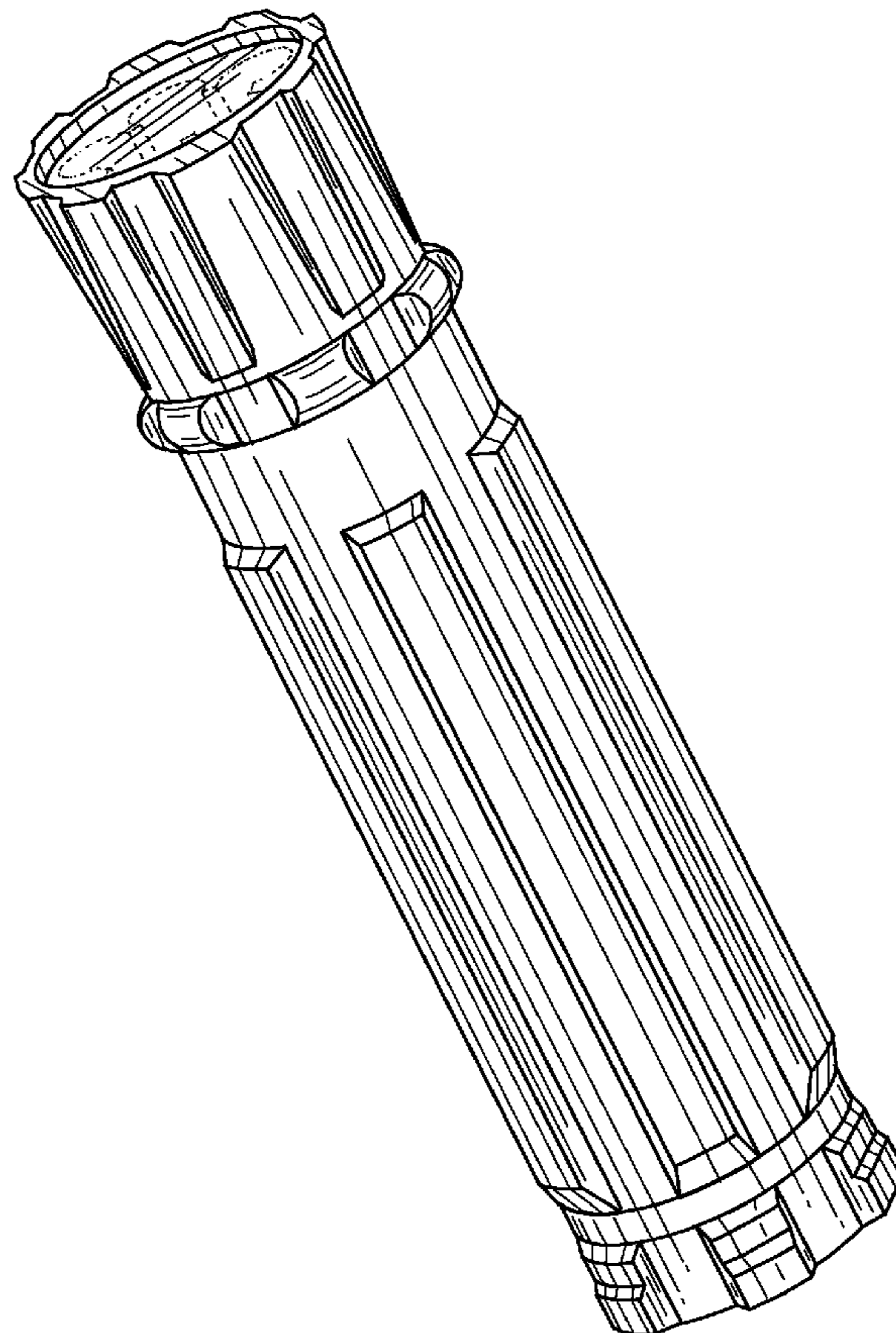
The broken line showing is for illustrative purposes only and forms no part of the claimed design.

(56) **References Cited**

U.S. PATENT DOCUMENTS

D496,115 S *	9/2004	Lin	D26/49
D520,167 S *	5/2006	Garrity	D26/49
D520,661 S *	5/2006	Chien	D26/49
D536,117 S *	1/2007	Krieger et al.	D26/49
D555,267 S *	11/2007	Lin	D26/49
D565,220 S *	3/2008	Galli	D26/49
D566,314 S *	4/2008	Jen	D26/49

1 Claim, 2 Drawing Sheets



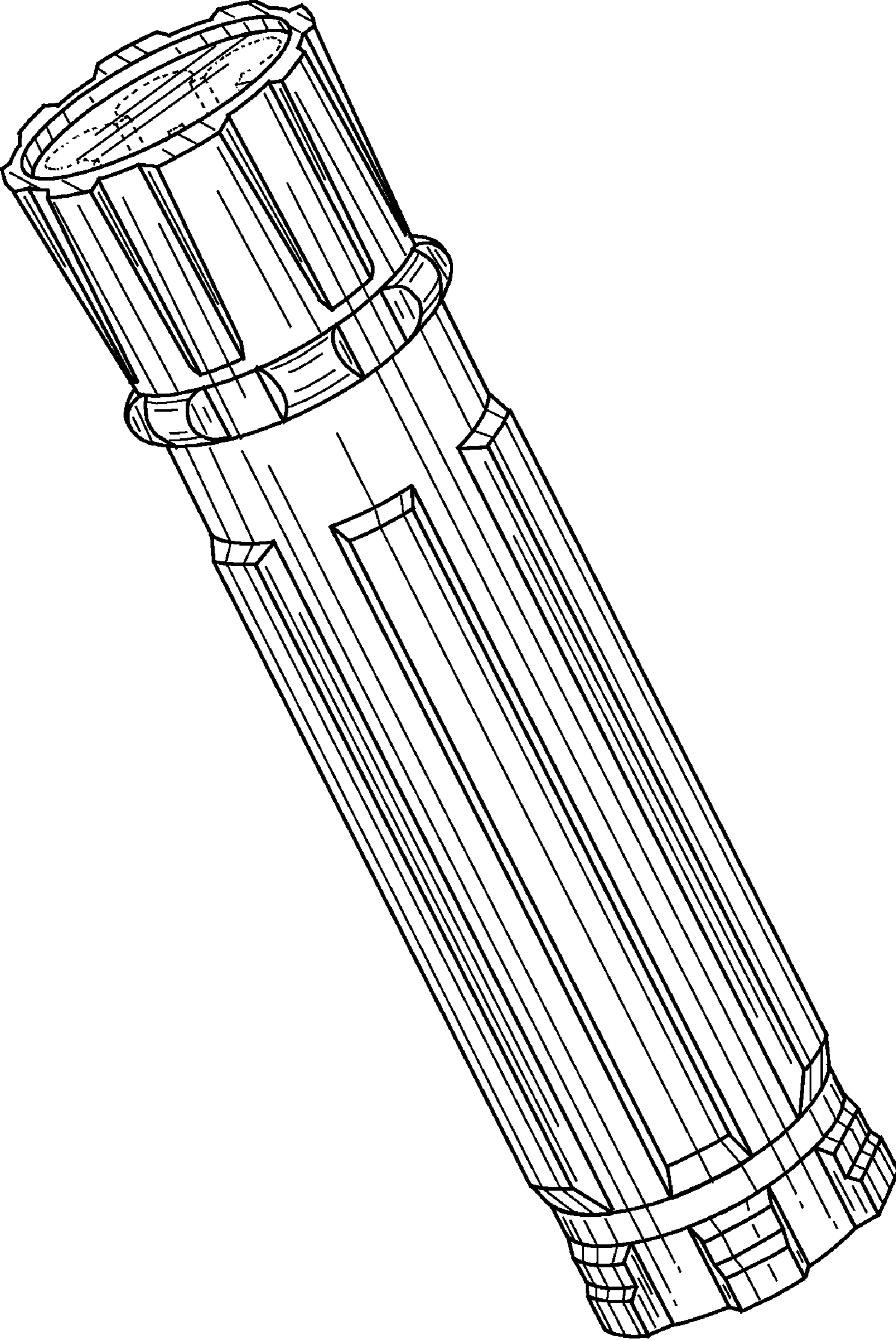


Fig. 1




Fig. 2

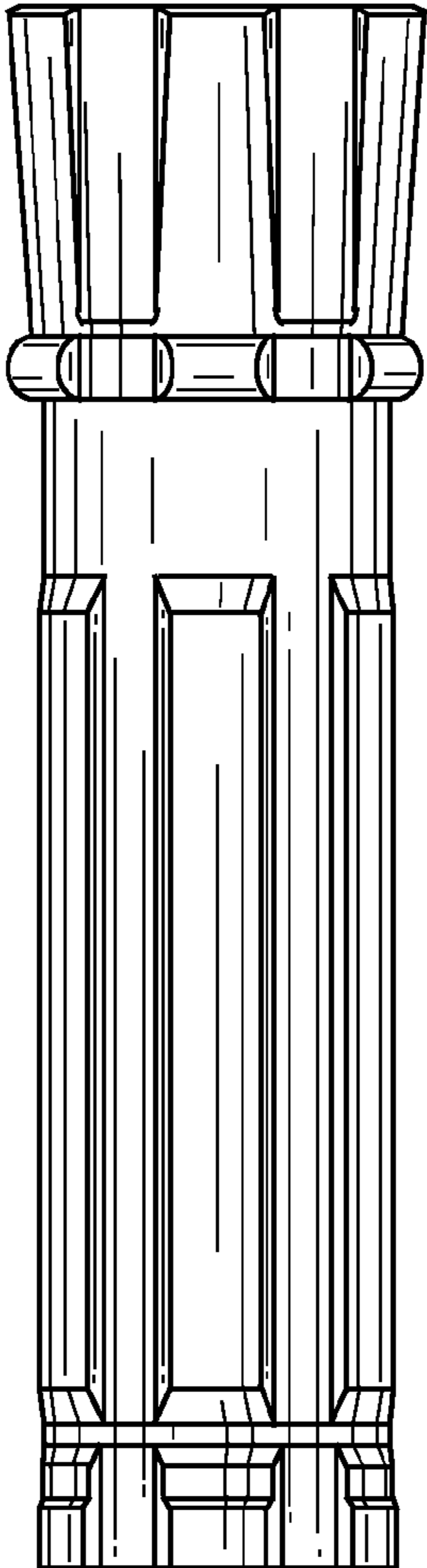


Fig. 3

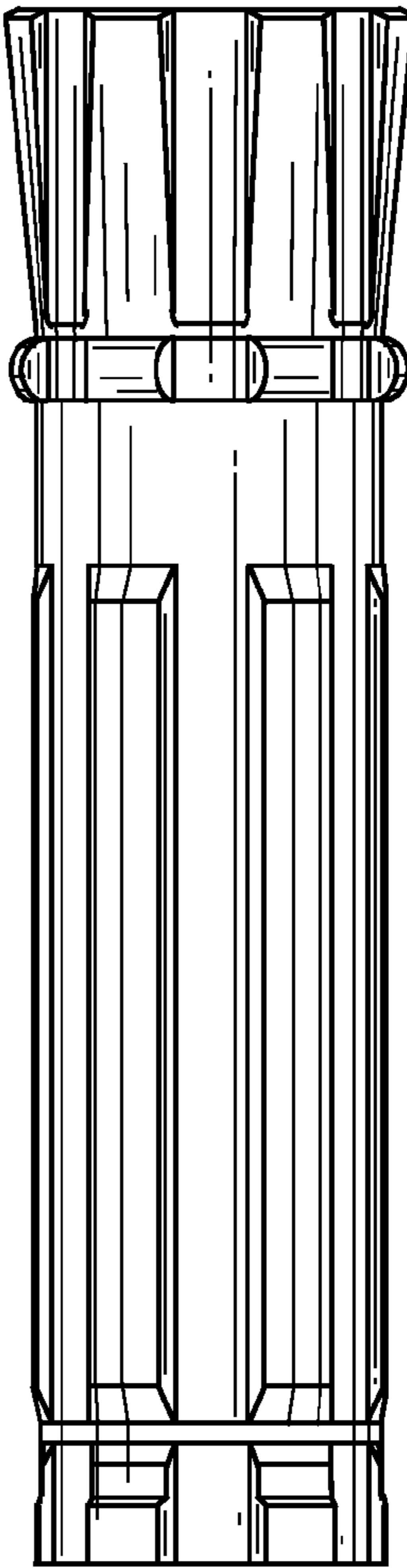


Fig. 4

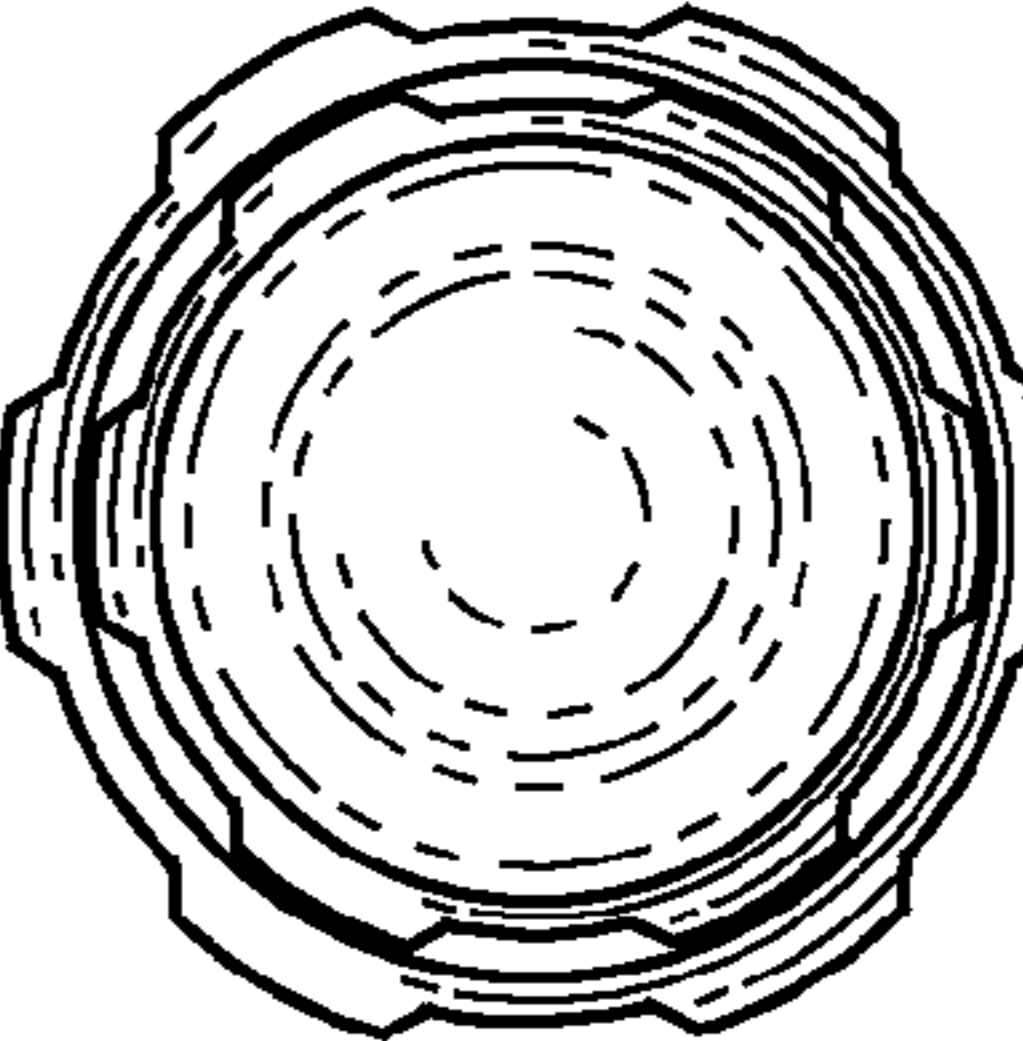


Fig. 5