

US00D601283S

(12) **United States Design Patent**
Kumai et al.

(10) **Patent No.:** **US D601,283 S**

(45) **Date of Patent:** **** Sep. 29, 2009**

(54) **REAR COMBINATION LAMP FOR AN
AUTOMOBILE**

D560,292 S * 1/2008 Sato D26/28
D561,357 S * 2/2008 Leclercq D26/28

(75) Inventors: **Yahiko Kumai**, Toyota (JP); **Atsushi
Ikeuchi**, Ikeda (JP); **Yukinobu
Morioka**, Suita (JP)

(73) Assignee: **Toyota Jidosha Kabushiki Kaisha**,
Toyota-shi (JP)

(**) Term: **14 Years**

(21) Appl. No.: **29/300,159**

(22) Filed: **Feb. 27, 2008**

(51) **LOC (9) Cl.** **26-06**

(52) **U.S. Cl.** **D26/28**

(58) **Field of Classification Search** D26/28-36;
362/459-468, 475-478, 485-487

See application file for complete search history.

(56) **References Cited**

U.S. PATENT DOCUMENTS

D526,427 S * 8/2006 Morioka D26/28
D528,232 S * 9/2006 Nakahara D26/28
D528,680 S * 9/2006 Oda D26/28
D528,684 S * 9/2006 Kato et al. D26/28

OTHER PUBLICATIONS

Toyota ist Brochure, Toyota Jidosha Kabushiki Kaisha, May 2005.
Toyota Raum Brochure, Toyota Jidosha Kabushiki Kaisha, Dec.
2006.

Toyota Wish Brochure, Toyota Jidosha Kabushiki Kaisha, Apr. 2003.

* cited by examiner

Primary Examiner—Marcus A. Jackson

(74) *Attorney, Agent, or Firm*—Finnegan, Henderson,
Farabow, Garrett & Dunner, LLP

(57) **CLAIM**

The ornamental design for a rear combination lamp for an
automobile, as shown.

DESCRIPTION

FIG. 1 is a perspective view of a rear combination lamp for an
automobile showing our new design;

FIG. 2 is a front view thereof;

FIG. 3 is a top plan view thereof; and,

FIG. 4 is a right side view thereof.

1 Claim, 3 Drawing Sheets






FIG. 1




FIG. 2




FIG. 3



FIG. 4