



US00D601274S

(12) **United States Design Patent**
Koenig, Jr.

(10) **Patent No.:** **US D601,274 S**
(45) **Date of Patent:** **** Sep. 29, 2009**

(54) **DRYWALL CORNER TRIMMING STRIP**

(75) Inventor: **Joseph M. Koenig, Jr.**, Glenview, IL (US)

(73) Assignee: **Trim-Tex, Inc.**, Lincolnwood, IL (US)

(**) Term: **14 Years**

(21) Appl. No.: **29/317,199**

(22) Filed: **Apr. 24, 2008**

(51) **LOC (9) Cl.** **25-01**

(52) **U.S. Cl.** **D25/164**

(58) **Field of Classification Search** D25/102,
D25/199, 164, 55; 52/273, 277, 287.1, 255
See application file for complete search history.

(56) **References Cited**

U.S. PATENT DOCUMENTS

D223,901 S *	6/1972	Shaeffer	D25/164
5,086,598 A	2/1992	Weldy		
RE34,547 E	2/1994	Weldy		
5,313,755 A	5/1994	Koenig, Jr.		
6,119,420 A	9/2000	Koenig, Jr. et al.		
6,145,259 A	11/2000	Koenig, Jr. et al.		
6,571,520 B2	6/2003	Koenig, Jr. et al.		
6,691,476 B1	2/2004	Kunz		
6,691,477 B2	2/2004	Koenig, Jr. et al.		
7,137,231 B2	11/2006	Harel		

7,165,373 B2	1/2007	Smythe, Jr.		
7,200,970 B2	4/2007	Koenig, Jr. et al.		
2006/0059809 A1	3/2006	Smythe, Jr.		
2006/0059810 A1 *	3/2006	Budzik	52/255
2006/0150570 A1	7/2006	Fitzpatrick et al.		

OTHER PUBLICATIONS

Trim-Tex Catalog from website address www.trim-tex.com/catalog/catalogindex.html.

Walls & Ceilings, Jun. 2007, Manufacturer's Spotlight Issue.

* cited by examiner

Primary Examiner—Doris Clark

(74) *Attorney, Agent, or Firm*—Levenfeld Pearlstein, LLC

(57) **CLAIM**

The ornamental design for a drywall corner trimming strip, as shown and described.

DESCRIPTION

FIG. 1 is a top perspective view of a drywall corner trimming strip embodying my new design;

FIG. 2 is a an end view thereof;

FIG. 3 is a right side view of FIG. 1; and,

FIG. 4 is a left side view of FIG. 1.

The openings and letter T shown in phantom lines form no part of the claimed design.

1 Claim, 1 Drawing Sheet




Fig. 1




Fig. 2

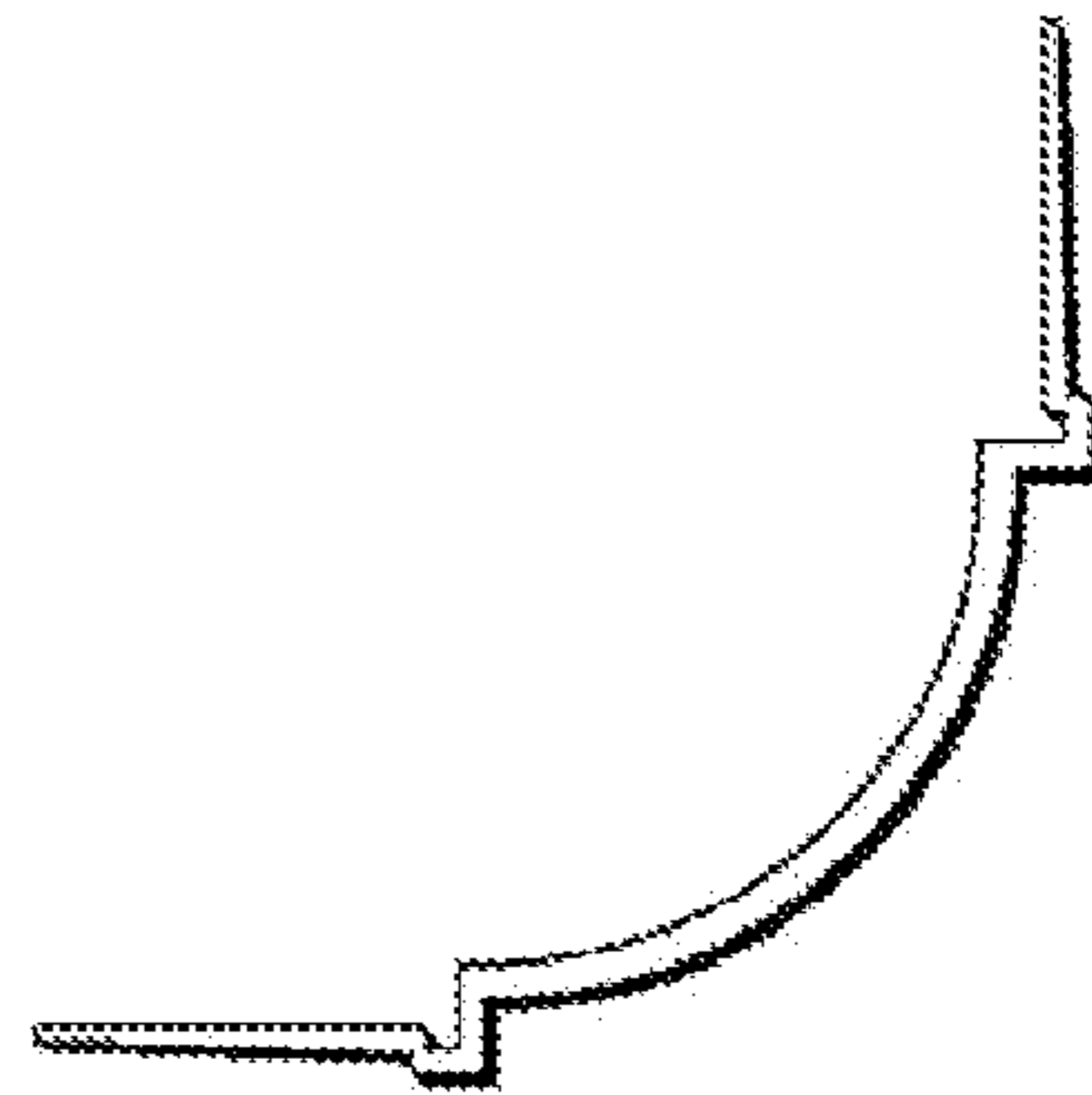


Fig. 3




Fig. 4

