



US00D601271S

(12) **United States Design Patent**  
**Boardman**

(10) **Patent No.:** **US D601,271 S**

(45) **Date of Patent:** **\*\* Sep. 29, 2009**

(54) **SUPPORT COLUMN DRESSING**

(76) Inventor: **Paul B. Boardman**, 39 Elm La.,  
Bronxville, NY (US) 10708

(\*\*) Term: **14 Years**

(21) Appl. No.: **29/324,090**

(22) Filed: **Sep. 5, 2008**

(51) **LOC (9) Cl.** ..... **25-01**

(52) **U.S. Cl.** ..... **D25/133**

(58) **Field of Classification Search** ..... D25/126,  
D25/133, 199; 256/1; 52/2.21, 169.9, 169.13,  
52/274, 296, 301, 835; 405/231, 272

See application file for complete search history.

(56) **References Cited**

**U.S. PATENT DOCUMENTS**

2,938,355	A *	5/1960	Dougherty	.....	405/250
D189,131	S *	11/1960	Sellors	.....	D25/133
2,982,103	A *	5/1961	Revesz et al.	.....	405/230
3,349,531	A *	10/1967	Watson	.....	52/296
D215,854	S	11/1969	Tilley		
D243,986	S	4/1977	O'Leary, Jr.		
4,101,036	A	7/1978	Craig		
D249,710	S	9/1978	Russo		
D251,987	S	5/1979	Bristow		
D254,445	S	3/1980	Boghosian		
D256,112	S	7/1980	Cura		
D258,307	S	2/1981	Adam et al.		
5,056,750	A	10/1991	Ellithorpe		
5,090,165	A *	2/1992	Kenny	.....	52/165
D352,118	S	11/1994	Kipfmueller		
5,413,436	A	5/1995	Merz		
5,572,846	A *	11/1996	Sosa	.....	52/835
5,960,601	A *	10/1999	Offutt	.....	52/292
D433,162	S *	10/2000	Sandlin	.....	D25/126

D438,647	S	3/2001	Hing		
D447,250	S	8/2001	Dionne et al.		
6,363,680	B1 *	4/2002	Erwin	.....	52/832
D471,644	S *	3/2003	Schaefer	.....	D25/38
D507,358	S	7/2005	Skalka		
D558,901	S	1/2008	Hing		
2001/0055517	A1	12/2001	Marianski et al.		
2006/0278476	A1	12/2006	Kroeger		

\* cited by examiner

*Primary Examiner*—Doris Clark

(74) *Attorney, Agent, or Firm*—John J. Skinner, Jr.; Bressler,  
Amery & Ross P.C.

(57) **CLAIM**

I claim the ornamental design for a support column dressing,  
as shown and described.

**DESCRIPTION**

FIG. 1 is a perspective view of a support column dressing  
according to the present invention.

FIG. 2 is a top view of the present invention. The bottom view  
is the same.

FIG. 3 is a front side view of the present invention. The back  
side view is the same; and,

FIG. 4 is a right side view of the present invention. The left  
side view is the same.

The present invention is a new, original and ornamental  
design for a support column signature which surrounds and/  
or is fitted onto a support column. The support column is not  
claimed.

The broken lines are for illustrative purposes only and form  
no part of the claimed design.

**1 Claim, 3 Drawing Sheets**

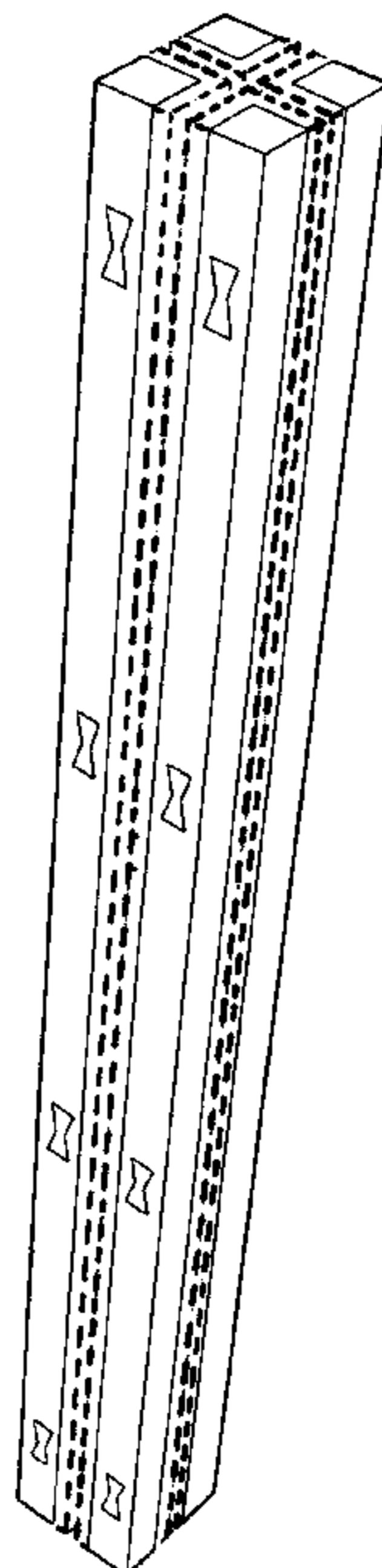


Fig. 1

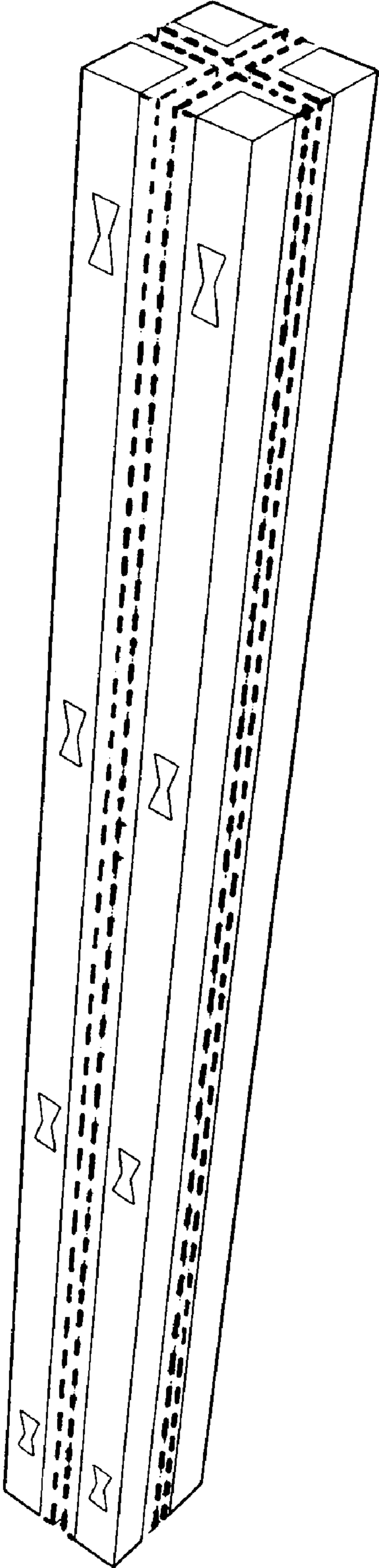
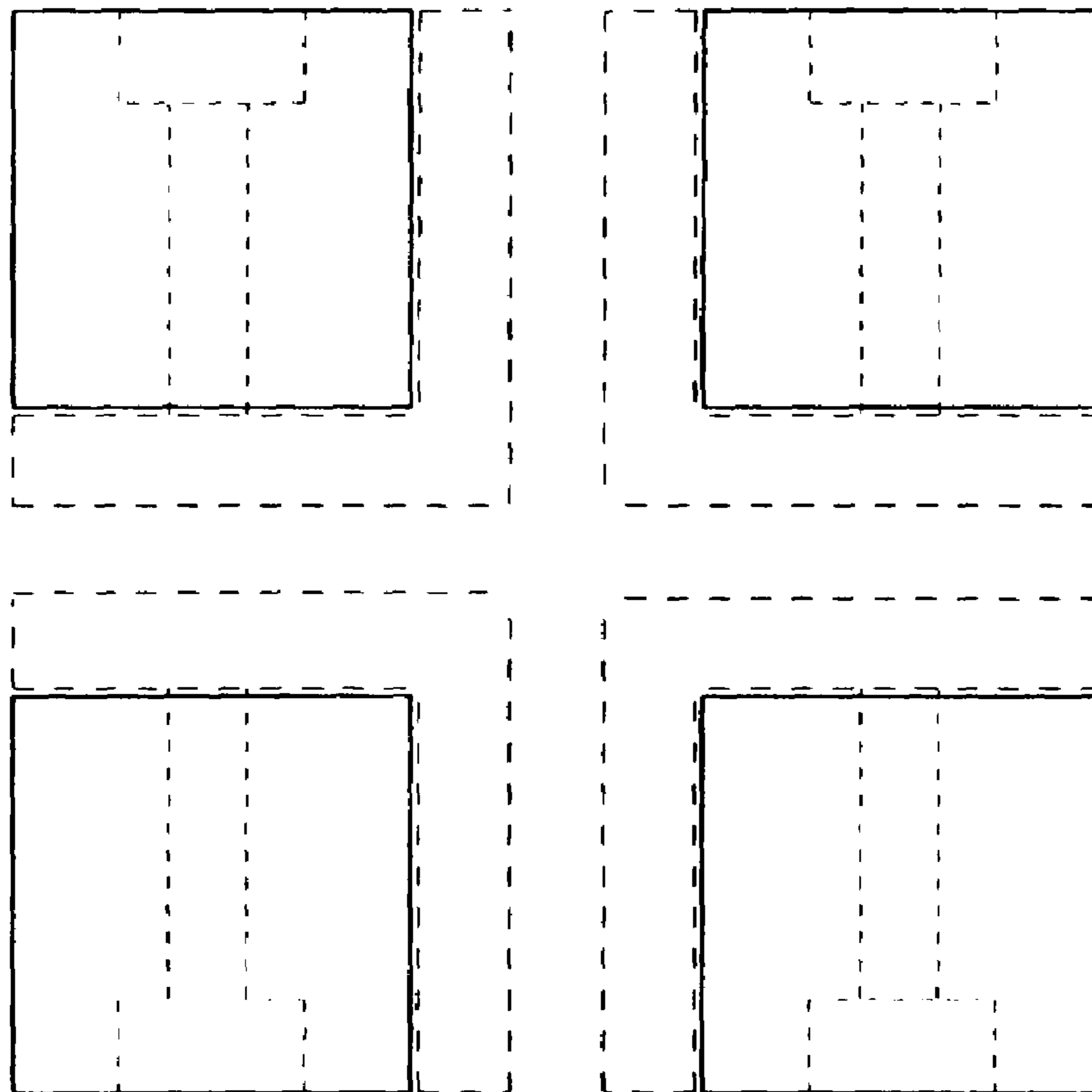


Fig. 2



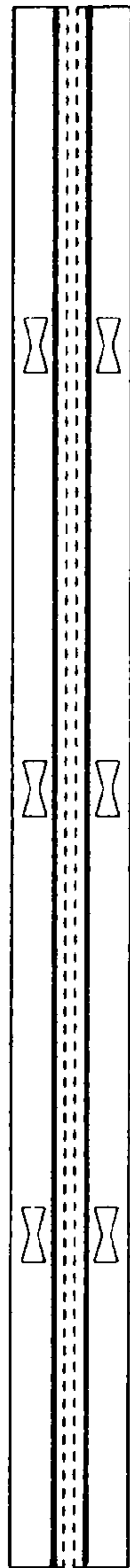


Fig. 3

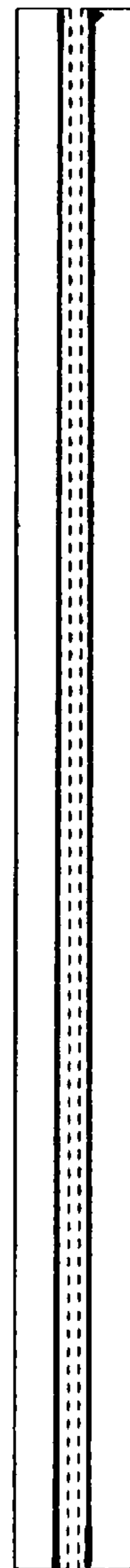


Fig. 4