



US00D601269S

(12) **United States Design Patent**  
**Elliott**

(10) **Patent No.:** **US D601,269 S**

(45) **Date of Patent:** **\*\* Sep. 29, 2009**

(54) **DECORATIVE CORNER BLOCK**

(76) **Inventor:** **Ralph Elliott**, 9318 E. Princess Dr.,  
Mesa, AZ (US) 85207

(\*\*) **Term:** **14 Years**

(21) **Appl. No.:** **29/329,097**

(22) **Filed:** **Dec. 9, 2008**

(51) **LOC (9) Cl.** ..... **25-01**

(52) **U.S. Cl.** ..... **D25/116**

(58) **Field of Classification Search** ..... D25/102,  
D25/112-118, 136, 138, 152-162, 164; D21/484-491,  
D21/499-502; 405/16, 17, 33, 35, 284, 286;  
52/503-505, 574, 575, 596-605, 609-612;  
404/29-31; D8/403; D6/495  
See application file for complete search history.

(56) **References Cited**

**U.S. PATENT DOCUMENTS**

170,331 A *	11/1875	Berryman	.....	52/608
D302,045 S *	7/1989	Gazley	.....	D25/138
D302,312 S *	7/1989	Apostolopoulos	.....	D25/113
D462,259 S *	9/2002	Williams	.....	D8/403
D533,448 S *	12/2006	DePaul	.....	D8/403
D538,152 S *	3/2007	DePaul	.....	D8/403
D539,926 S *	4/2007	Placuzzi	.....	D25/113
D569,014 S *	5/2008	Coates	.....	D25/102
D573,726 S *	7/2008	Coates	.....	D25/102

\* cited by examiner

*Primary Examiner*—T. Chase Nelson

*Assistant Examiner*—Anhdao Doan

(74) *Attorney, Agent, or Firm*—Booth Udall, PLC; Steven J. Laureanti

(57) **CLAIM**

The ornamental design for a decorative corner block, as shown and described.

**DESCRIPTION**

FIG. 1 is a perspective view of a decorative corner block according to the present invention;

FIG. 2 is a front view of the decorative corner block of FIG. 1;

FIG. 3 is a right side view of the decorative corner block of FIG. 1, the left side view being a mirror image thereof;

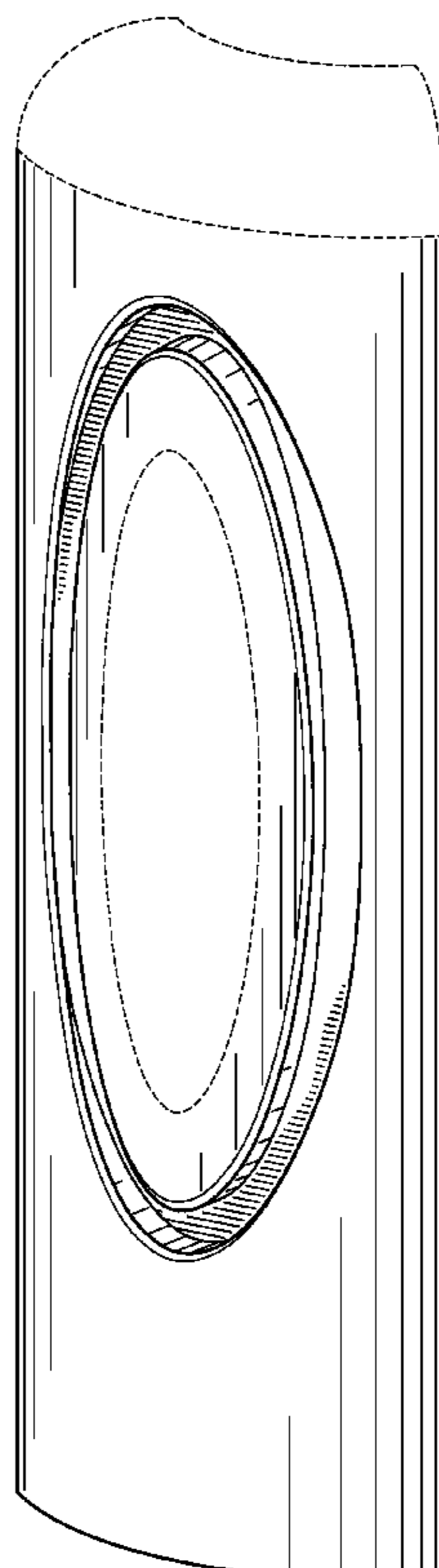
FIG. 4 is a back side view of the decorative corner block of FIG. 1;

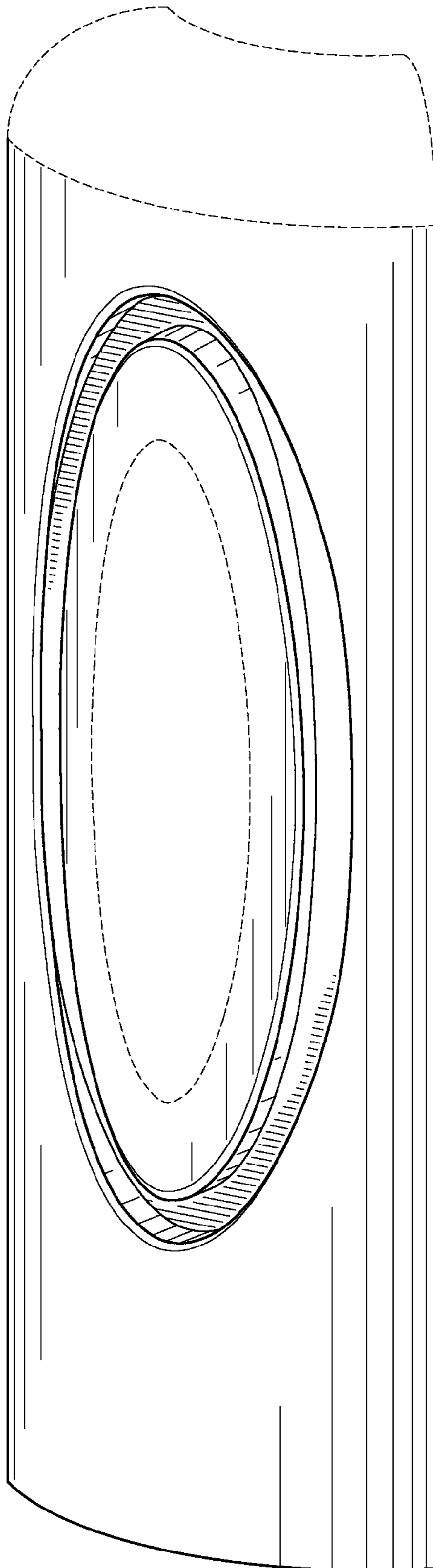
FIG. 5 is a top view of the decorative corner block of FIG. 1; and,

FIG. 6 is a bottom view of the decorative corner block of FIG. 1.

The broken lines in all views are for illustrative purposes only and form no part of the claimed design.

**1 Claim, 3 Drawing Sheets**





*FIG. 1*

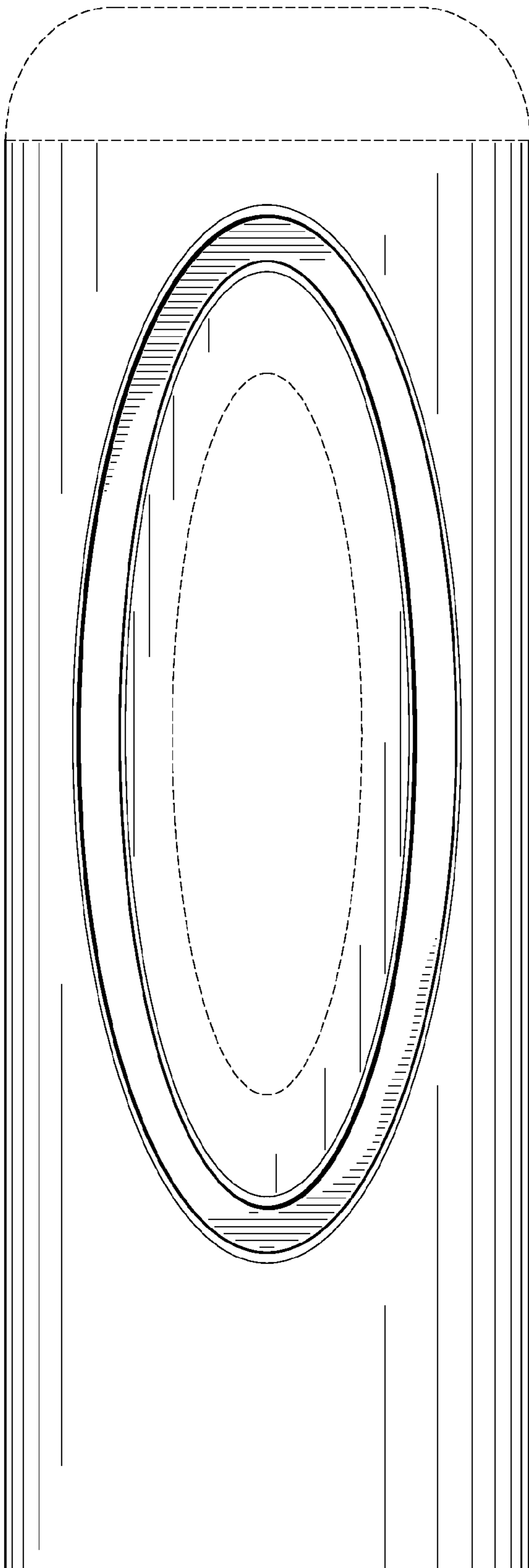
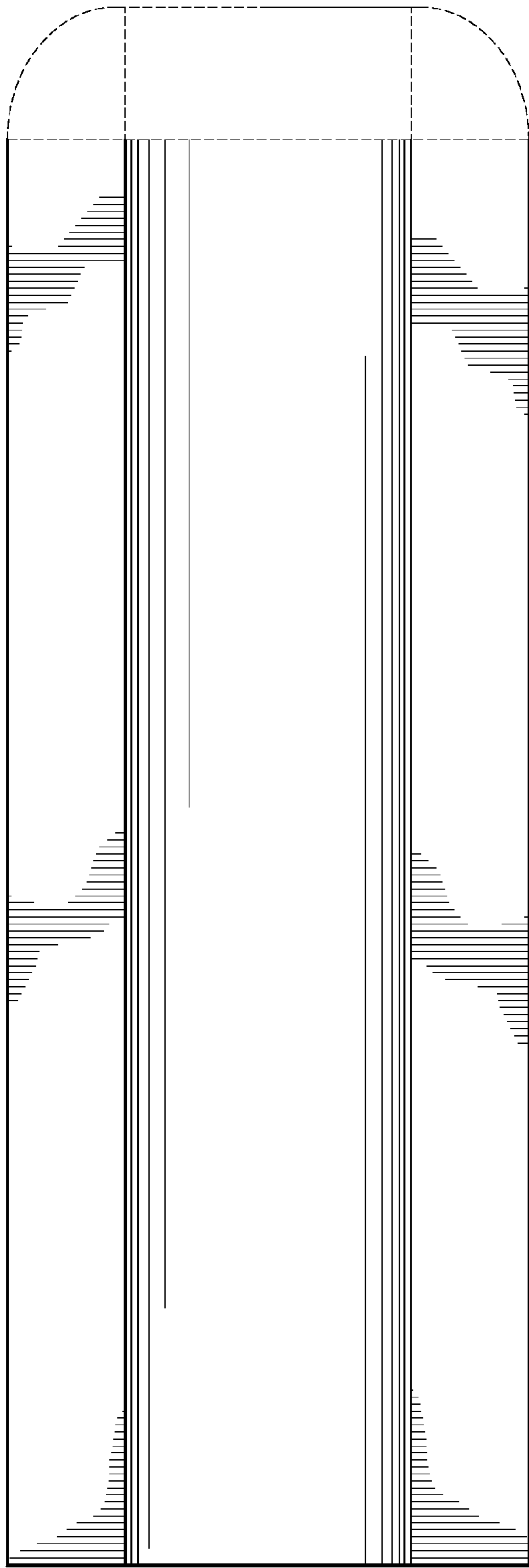


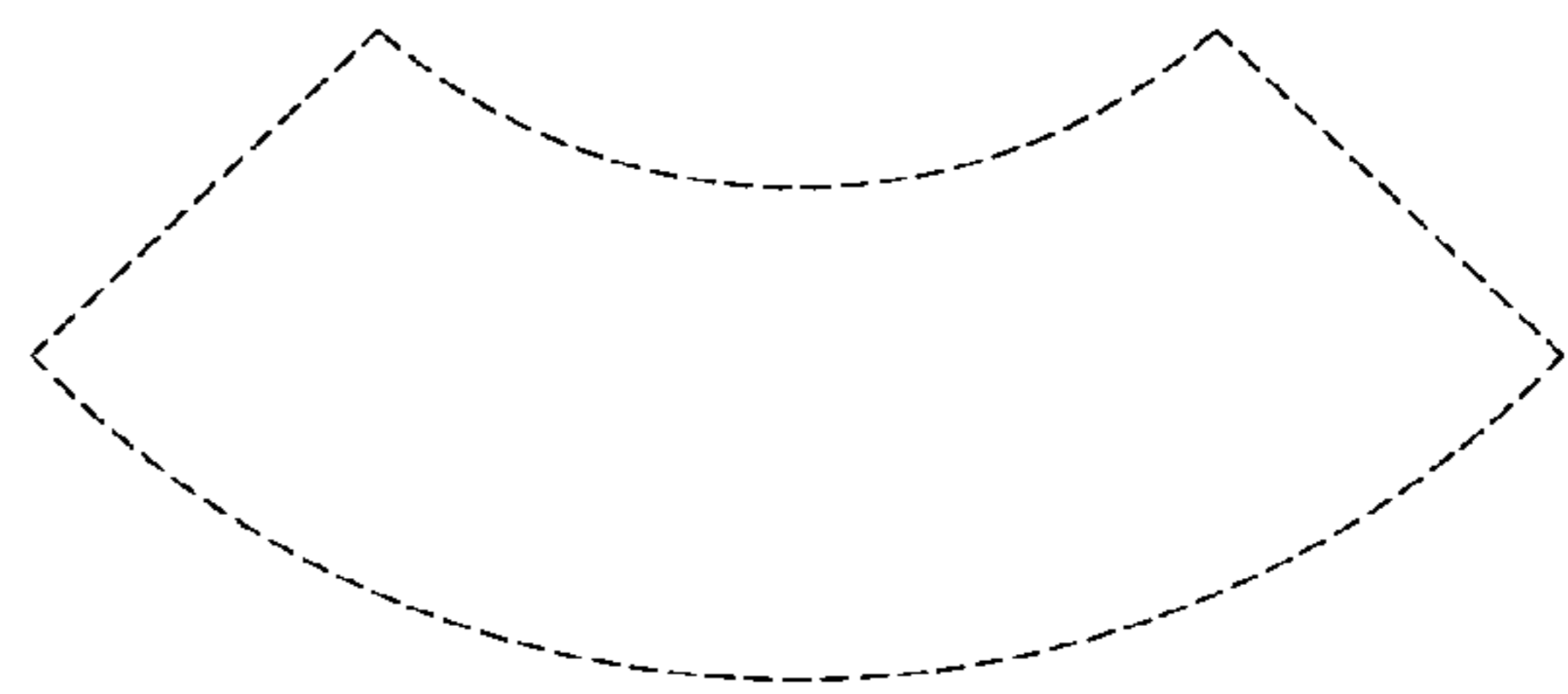
FIG. 2



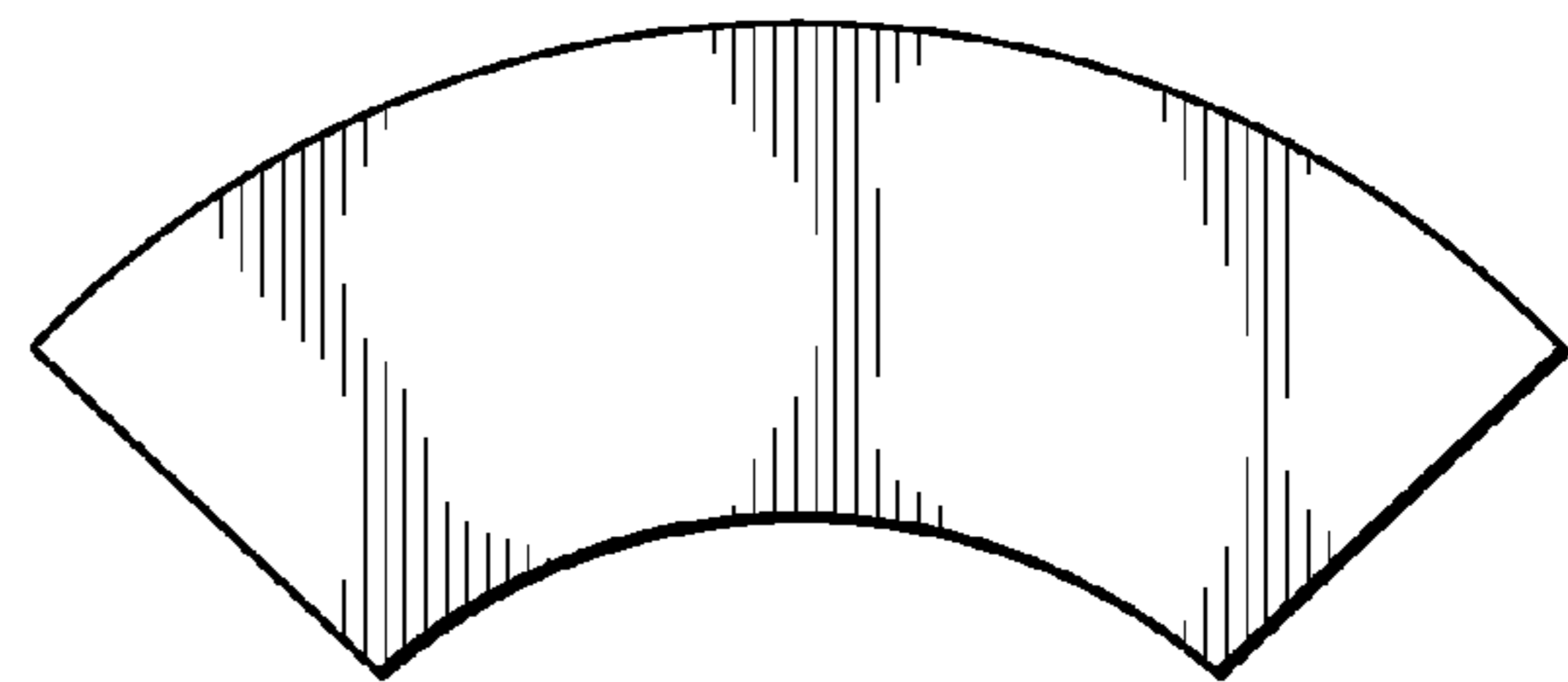
FIG. 3



*FIG. 4*



*FIG. 5*



*FIG. 6*