



US00D601268S

(12) **United States Design Patent**
Hanna

(10) **Patent No.:** **US D601,268 S**

(45) **Date of Patent:** **** Sep. 29, 2009**

(54) **PAVER STONE**

(76) **Inventor:** **Burt Hanna**, 2700 S. Armstrong Ave.,
Fayetteville, AR (US) 72701

(**) **Term:** **14 Years**

(21) **Appl. No.:** **29/312,251**

(22) **Filed:** **Oct. 8, 2008**

(51) **LOC (9) Cl.** **25-01**

(52) **U.S. Cl.** **D25/113**

(58) **Field of Classification Search** D25/102,
D25/112-118, 136, 138, 152-162, 164; D21/484-491,
D21/499-502; 405/16, 17, 33, 35, 284, 286;
52/503-505, 574, 575, 596-605, 609-612;
404/29-31

See application file for complete search history.

(56) **References Cited**

U.S. PATENT DOCUMENTS

D287,884 S *	1/1987	Scheiwiller	D25/113
D293,822 S *	1/1988	Scheiwiller	D25/113
D429,343 S *	8/2000	Milot	D25/113
D461,011 S *	7/2002	Stepanchick	D25/113
D488,566 S *	4/2004	Fleishman	D25/112
D582,057 S *	12/2008	Plies	D25/113

* cited by examiner

Primary Examiner—T. Chase Nelson

Assistant Examiner—Anhdao Doan

(74) *Attorney, Agent, or Firm*—Keisling Pieper & Scott;
Trent C. Keisling

(57) **CLAIM**

The ornamental design for a paver stone, as shown and described.

DESCRIPTION

FIG. 1 is a perspective view of a paver stone showing my new design;

FIG. 2 is a bottom plan view thereof;

FIG. 3 is a top plan view thereof;

FIG. 4 is a first side view elevational view thereof;

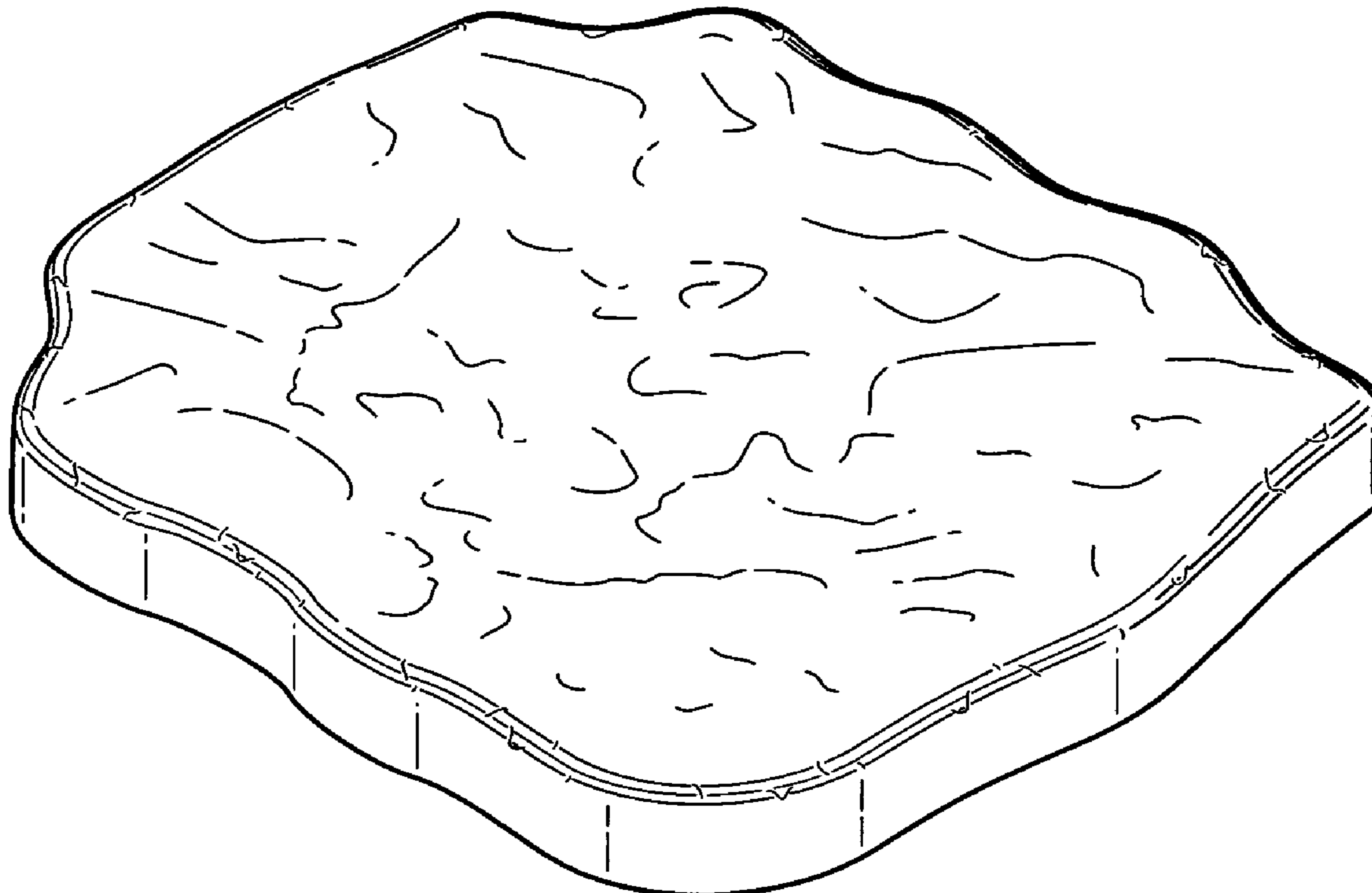
FIG. 5 is a second side elevational view thereof;

FIG. 6 is a third side elevational view thereof; and,

FIG. 7 is a fourth side elevational view thereof.

The broken lines shown in FIG. 2 view are included for the purpose of illustrating a portion of the paver stone that forms no part of the claimed design.

1 Claim, 2 Drawing Sheets



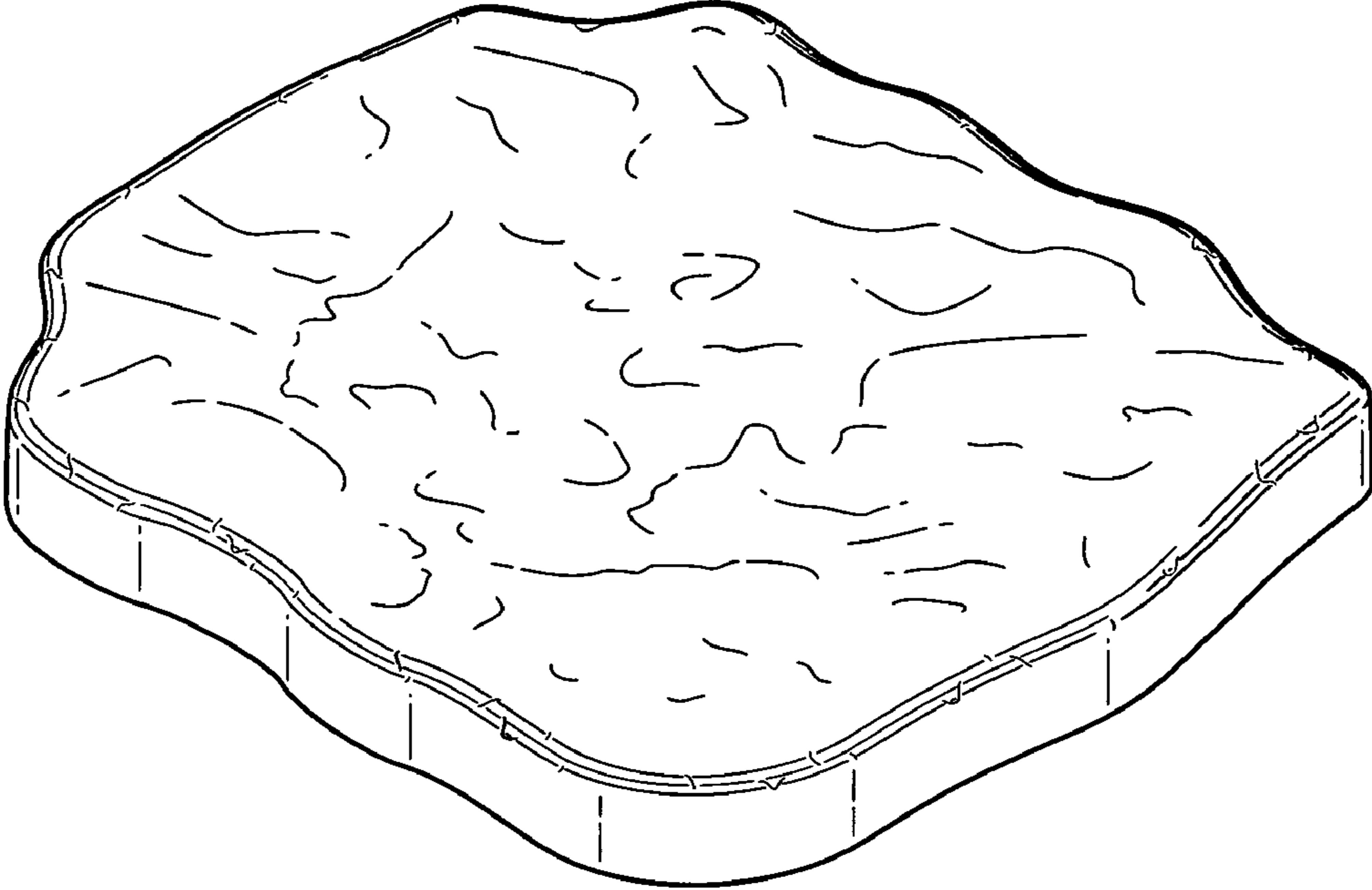


FIG. 1

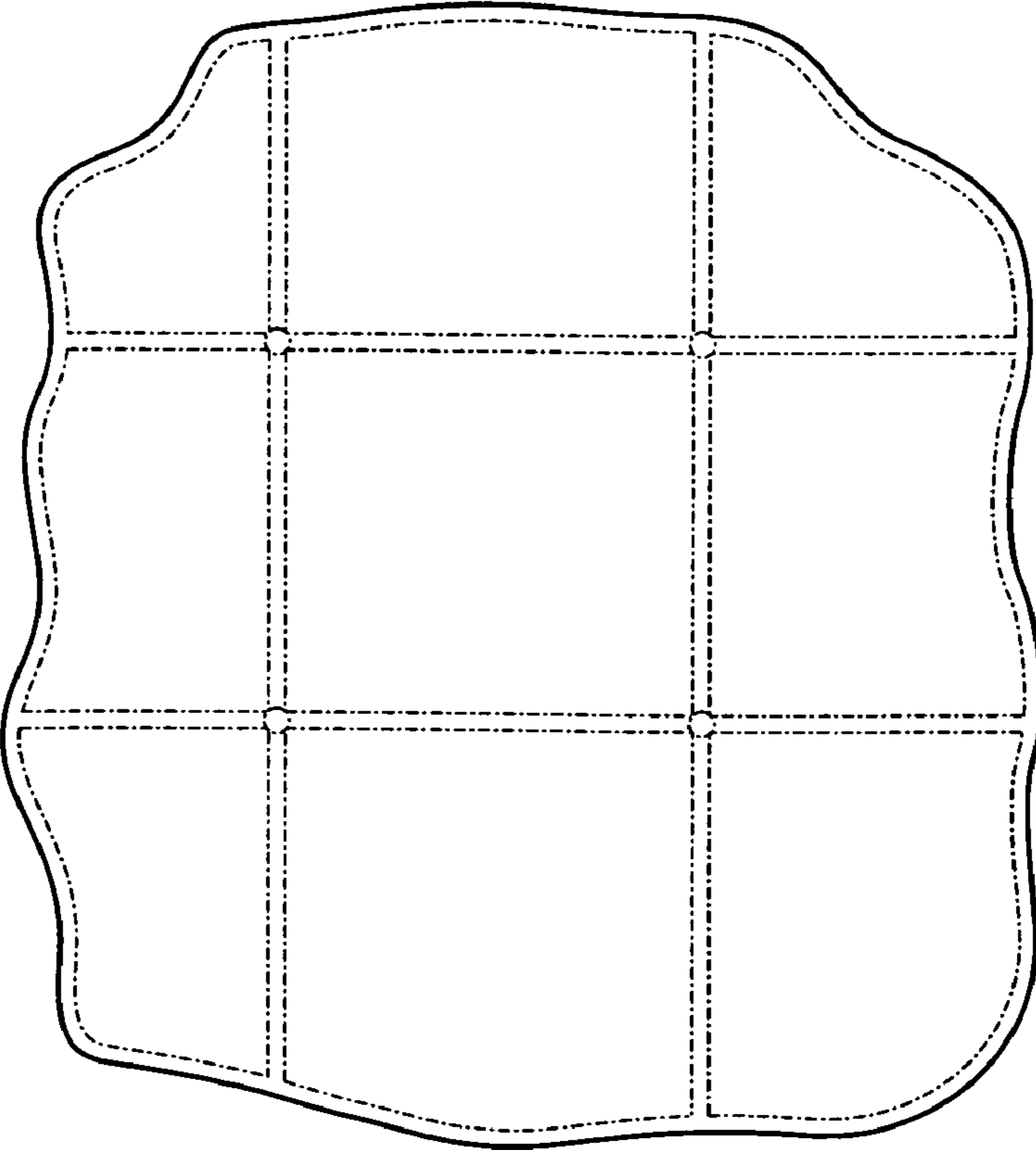


FIG. 2

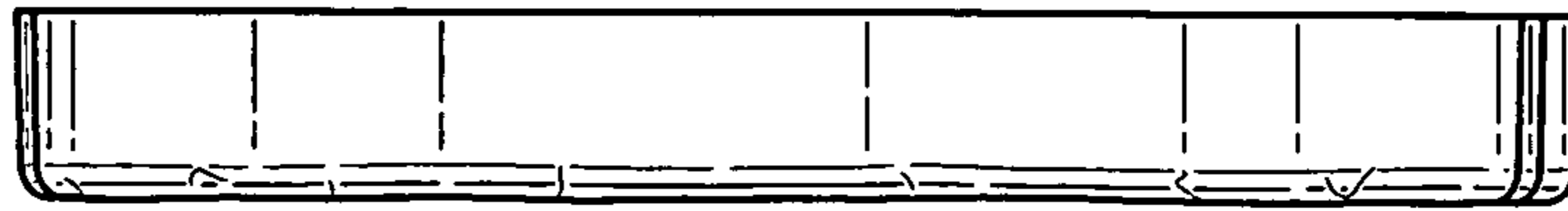


FIG. 6

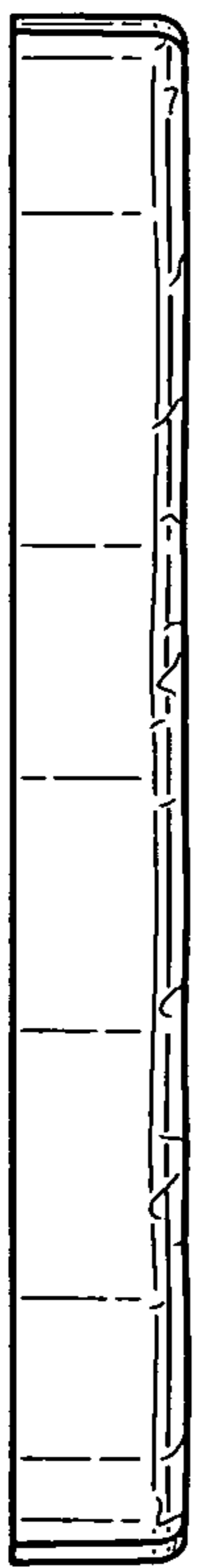


FIG. 4




FIG. 3



FIG. 5

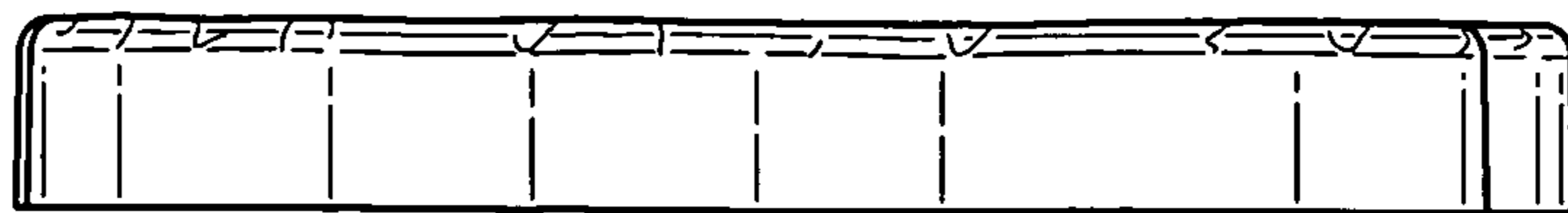


FIG. 7