



US00D601255S

(12) **United States Design Patent**
Schvetz

(10) **Patent No.:** **US D601,255 S**
(45) **Date of Patent:** **** Sep. 29, 2009**

(54) **ANALYTE TEST METER**

(75) Inventor: **Yossef Schvetz**, Milan (IT)

(73) Assignee: **Lifescan, Inc.**, Milpitas, CA (US)

(**) Term: **14 Years**

(21) Appl. No.: **29/278,171**

(22) Filed: **Mar. 21, 2007**

(51) **LOC (9) Cl.** **24-02**

(52) **U.S. Cl.** **D24/169; D10/81**

(58) **Field of Classification Search** D24/158,
D24/165-169, 186; D10/70, 78, 81, 98,
D10/104; D14/341, 371, 374-375; 600/309,
600/316, 322, 365, 368; 422/56-58, 61,
422/68.1, 102, 104; 435/16; 436/168-169,
436/183

See application file for complete search history.

(56) **References Cited**

U.S. PATENT DOCUMENTS

D318,331 S	7/1991	Phillips et al.	
D334,897 S *	4/1993	Katz	D10/98
D342,211 S *	12/1993	Huang	D10/98
D361,729 S *	8/1995	Tsushi	D10/98
D371,198 S	6/1996	Savage et al.	
D378,612 S	3/1997	Clark et al.	
D392,740 S	3/1998	Yung et al.	
D399,566 S	10/1998	Sohrab et al.	
D417,504 S	12/1999	Love et al.	
D423,102 S *	4/2000	Mertenat	D24/169
D428,654 S *	7/2000	Schlesinger et al.	D24/169
D444,235 S	6/2001	Roberts et al.	
D456,514 S *	4/2002	Brown et al.	D24/169
D459,812 S *	7/2002	Ijiri	D24/169
D473,310 S *	4/2003	Schlagheck et al.	D24/169

D476,251 S *	6/2003	Ogawa et al.	D10/98
D481,459 S *	10/2003	Nahm	D24/186
D502,654 S *	3/2005	Nishiura et al.	D10/70
D503,804 S *	4/2005	Phleps et al.	D24/158
D516,217 S *	2/2006	Brown et al.	D24/186
D522,656 S	6/2006	Orr et al.	
D545,705 S *	7/2007	Voege	D10/81
D546,456 S *	7/2007	May	D24/186
D547,216 S *	7/2007	Rounds et al.	D10/81
D549,343 S *	8/2007	Schlagheck et al.	D24/169
D551,578 S *	9/2007	Kuriger et al.	D10/81
D555,021 S *	11/2007	Rounds et al.	D10/81
D562,569 S *	2/2008	Chiang	D6/300
D580,285 S *	11/2008	Hendrickson et al.	D10/78
D585,136 S *	1/2009	Kurokawa et al.	D24/169
D587,376 S *	2/2009	Takano et al.	D24/169
2004/0048394 A1 *	3/2004	Kirchhevel	436/183

* cited by examiner

Primary Examiner—Philip S Hyder
Assistant Examiner—Susan E Krakower

(57) **CLAIM**

I claim the ornamental design for an analyte test meter, as shown and described.

DESCRIPTION

FIG. 1 is a perspective view of the analyte test meter, as seen from the front;
FIG. 2 is a top plan view thereof;
FIG. 3 is a first side elevational view thereof;
FIG. 4 is bottom plan view thereof;
FIG. 5 is a second side elevational view thereof;
FIG. 6 is a front elevational view thereof; and,
FIG. 7 is a rear elevational view thereof.

1 Claim, 3 Drawing Sheets

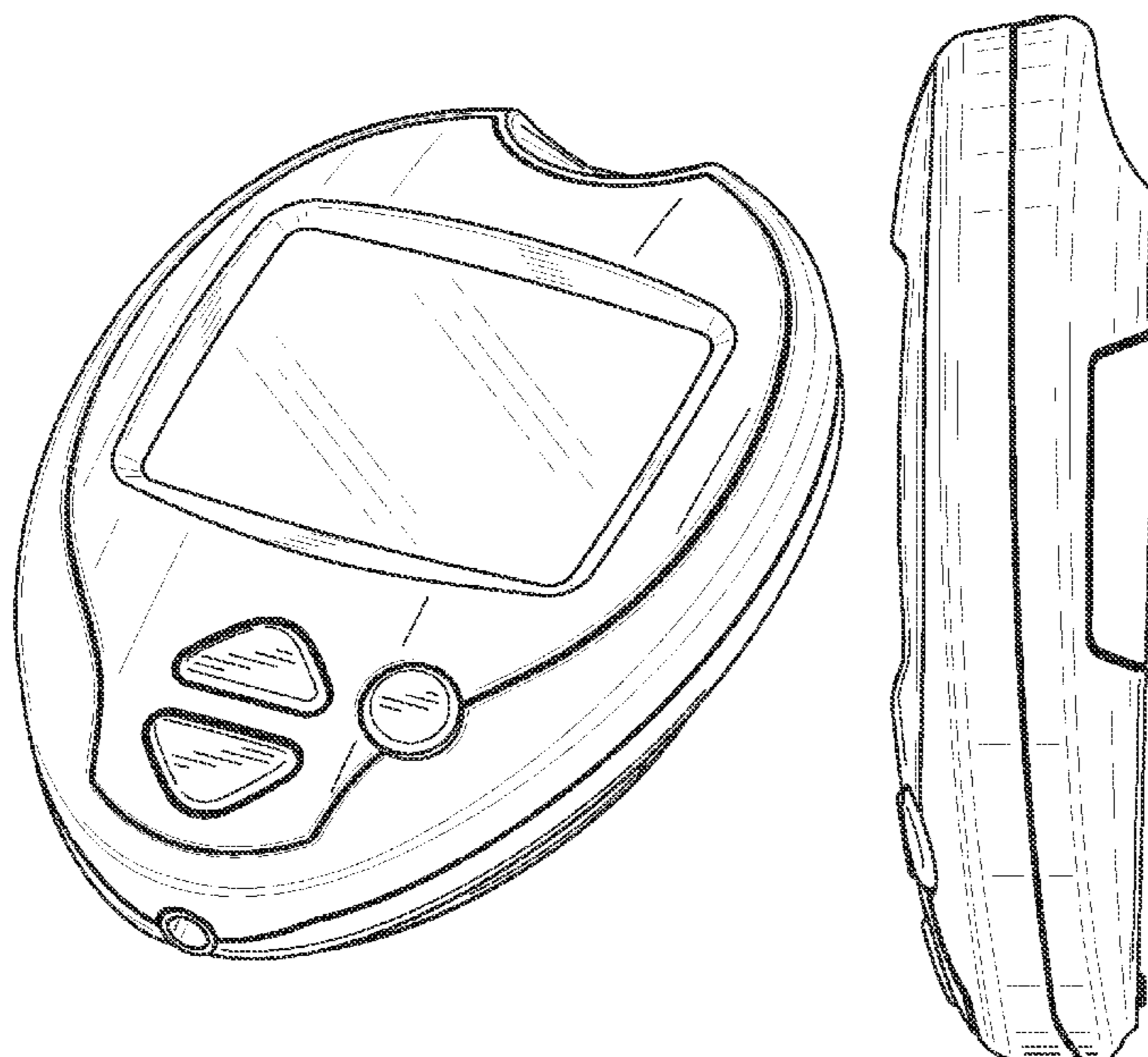




FIG. 1

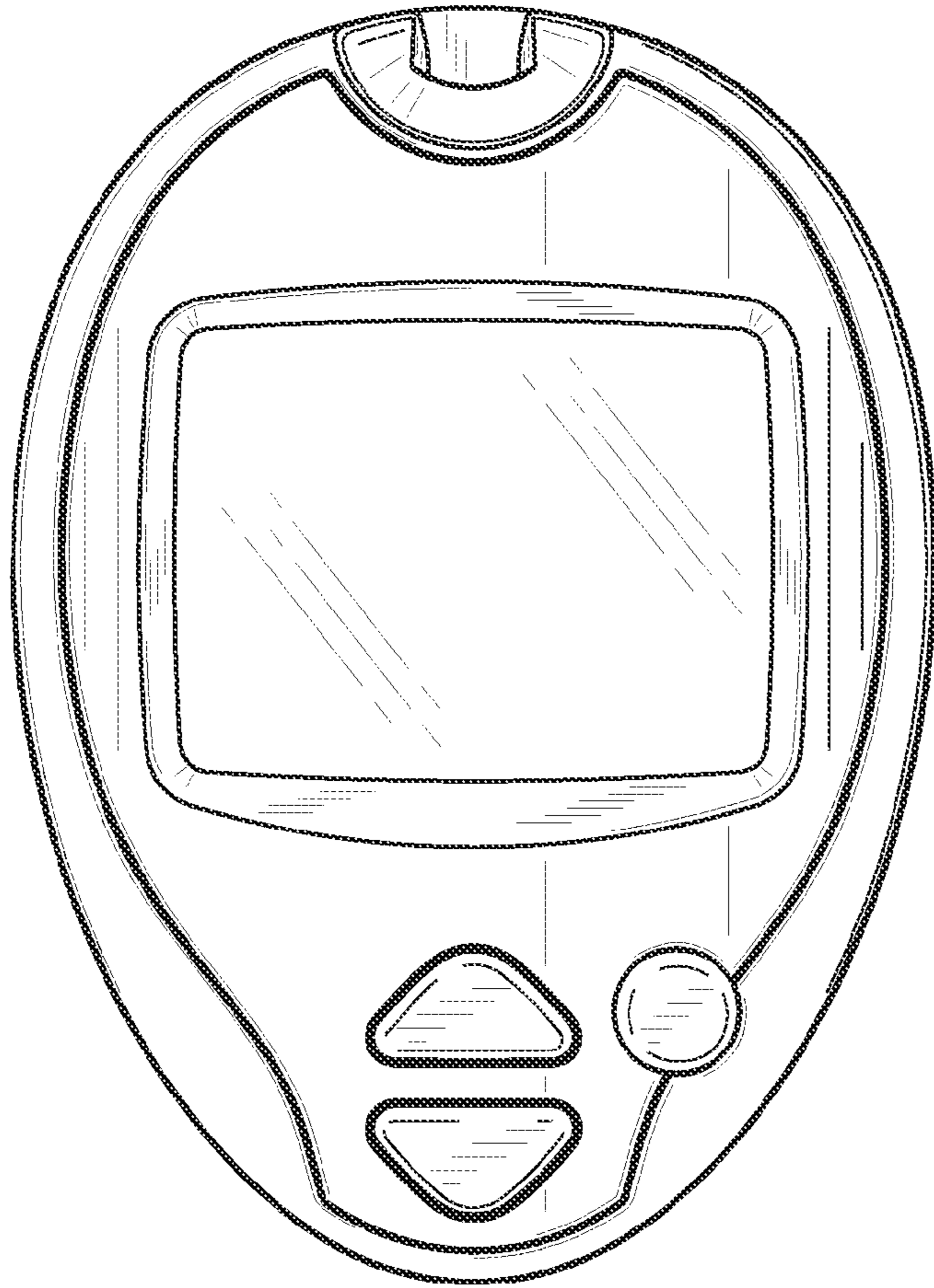


FIG. 2

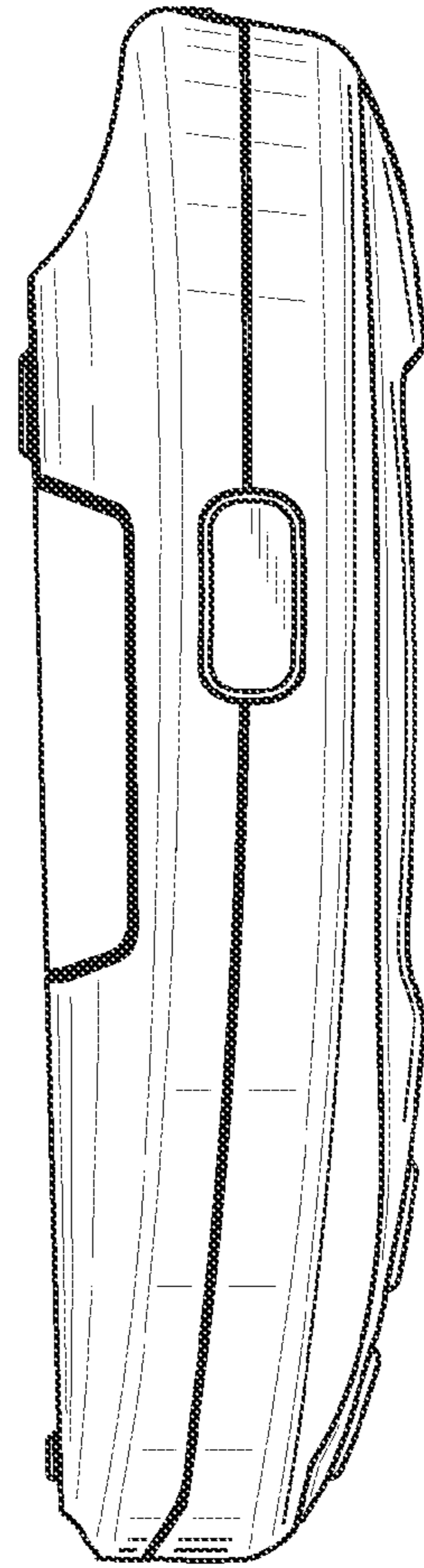


FIG. 3

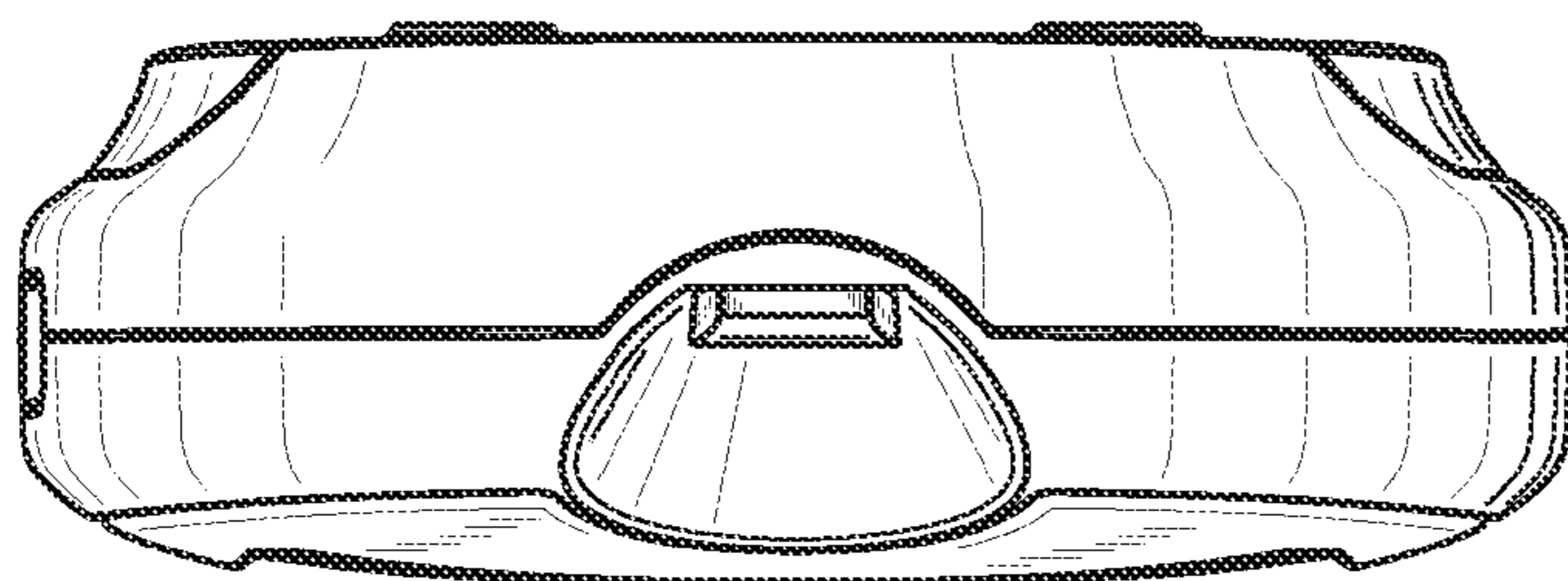


FIG. 6

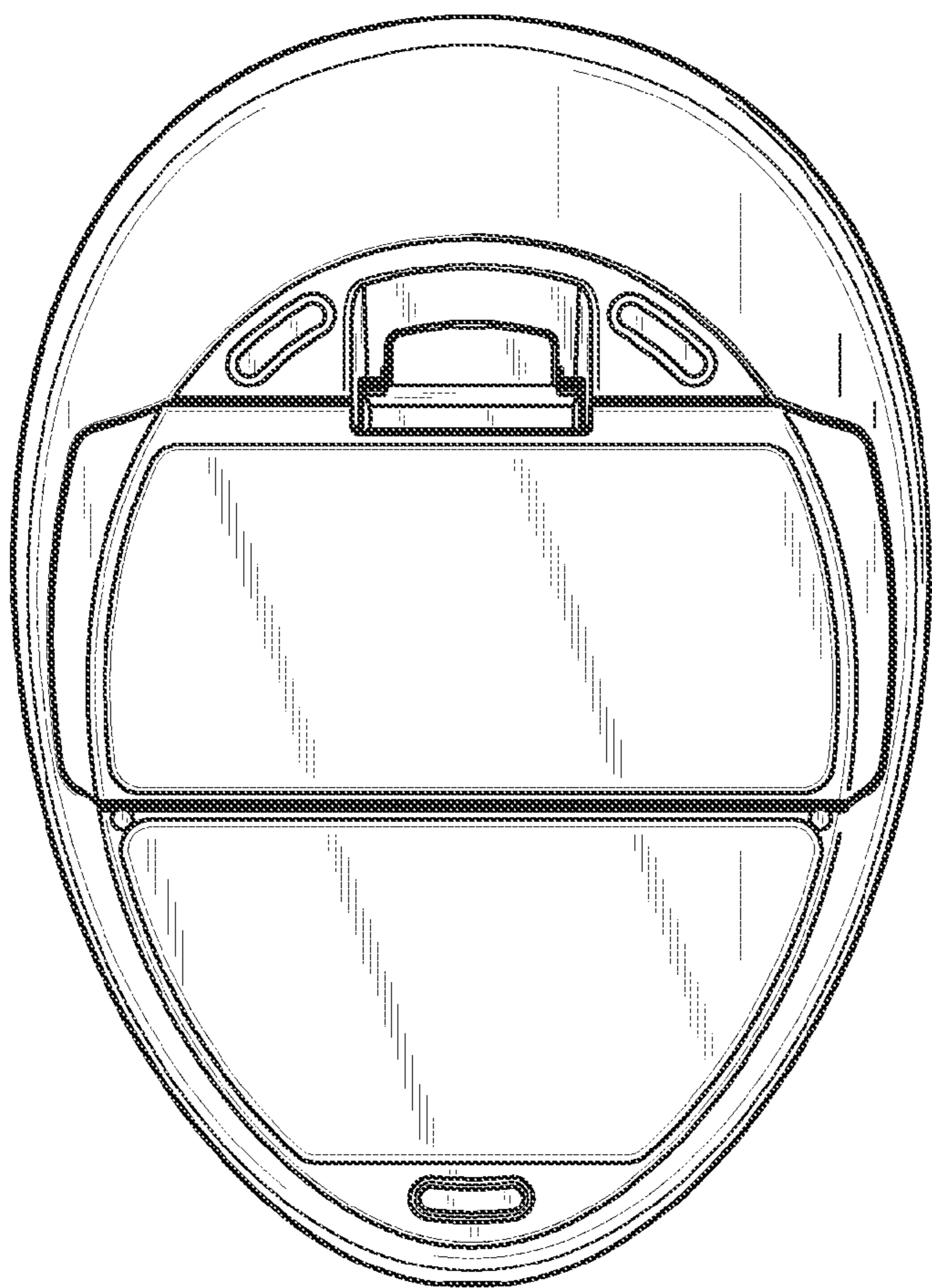


FIG. 4

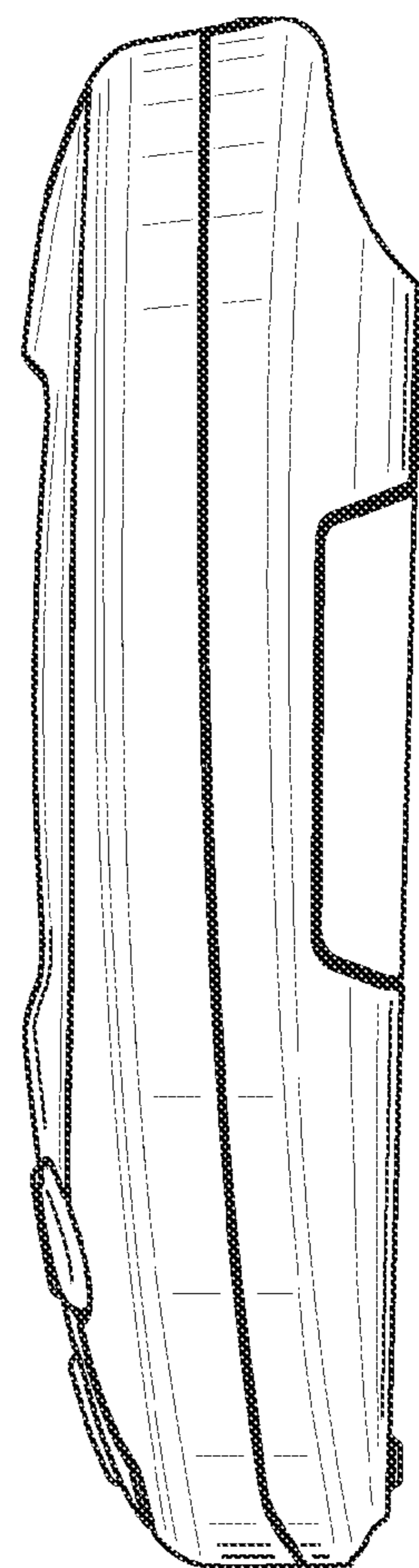


FIG. 5

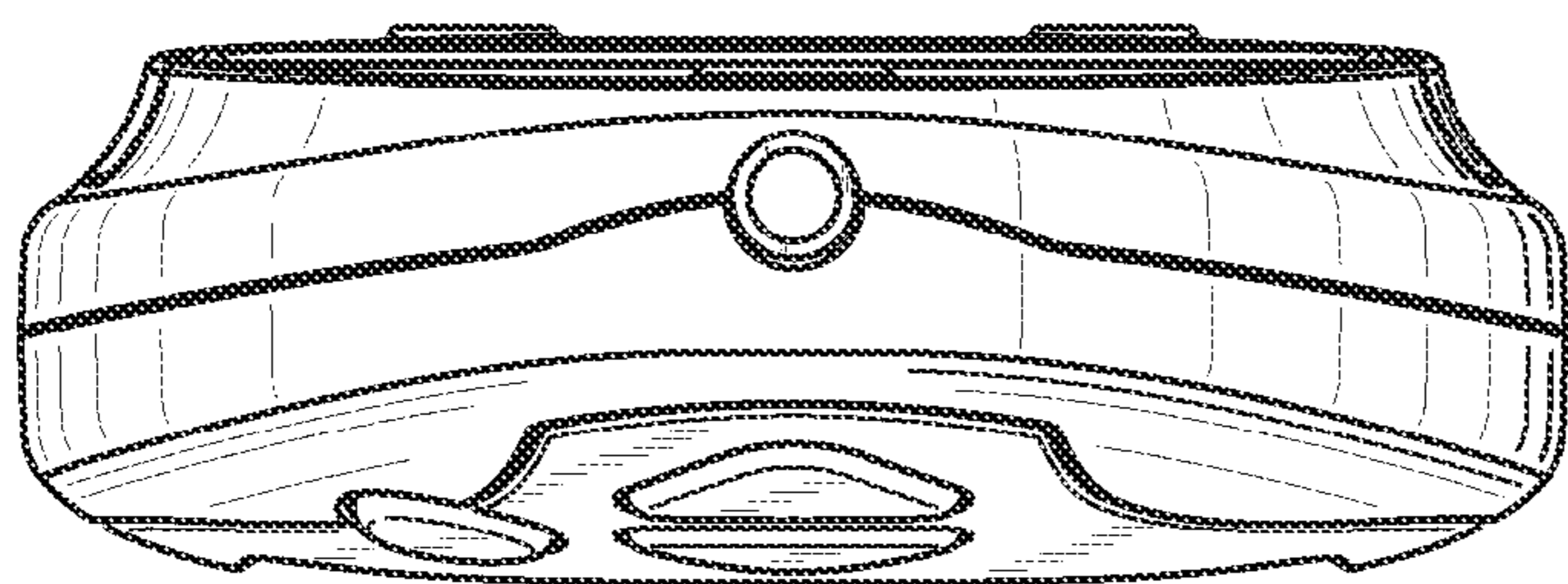


FIG. 7