



US00D601249S

(12) **United States Design Patent**
Su et al.

(10) **Patent No.:** **US D601,249 S**
(45) **Date of Patent:** **** Sep. 29, 2009**

(54) **FLEXIBLE DRIP MONITORING APPARATUS**

(75) Inventors: **Chih Hsien Su**, Kaohsiung (TW); **Kun Feng Lee**, Kaohsiung County (TW); **Yu-Jin Kao**, Taipei County (TW); **Jhao-Syong Chen**, Pingtung County (TW); **Yi-Shang Lin**, Taipei County (TW); **Yuh-Jiuan Lin**, Taipei County (TW)

(73) Assignee: **Industrial Technology Research Institute**, Hsinchu (TW)

(**) Term: **14 Years**

(21) Appl. No.: **29/327,902**

(22) Filed: **Nov. 14, 2008**

(30) **Foreign Application Priority Data**

Nov. 7, 2008 (TW) 97306456

(51) **LOC (9) Cl.** **24-02**

(52) **U.S. Cl.** **D24/129**

(58) **Field of Classification Search** D24/127-129;
D13/107-108; 604/151, 65, 67, 131, 246,
604/251; 417/474, 470; 128/DIG. 12-DIG. 13
See application file for complete search history.

(56) **References Cited**

U.S. PATENT DOCUMENTS

4,574,798 A * 3/1986 Heitzman 128/205.22
4,583,975 A * 4/1986 Pekkarinen et al. 604/253

4,742,824 A * 5/1988 Payton et al. 128/207.18
D416,999 S * 11/1999 Miyamoto D24/111
6,337,631 B1 * 1/2002 Pai et al. 340/618
6,491,659 B1 * 12/2002 Miyamoto 604/30
2004/0171994 A1 * 9/2004 Goldberg et al. 604/253
2006/0241552 A1 * 10/2006 Tang 604/253

* cited by examiner

Primary Examiner—T. Chase Nelson

Assistant Examiner—Eric L Goodman

(74) *Attorney, Agent, or Firm*—Quintero Law Office

(57) **CLAIM**

The ornamental design for a flexible drip monitoring apparatus, as shown and described.

DESCRIPTION

FIG. 1 is a front perspective view thereof;

FIG. 2 is a front elevational view thereof;

FIG. 3 is a rear elevational view thereof;

FIG. 4 is a left side elevational view thereof;

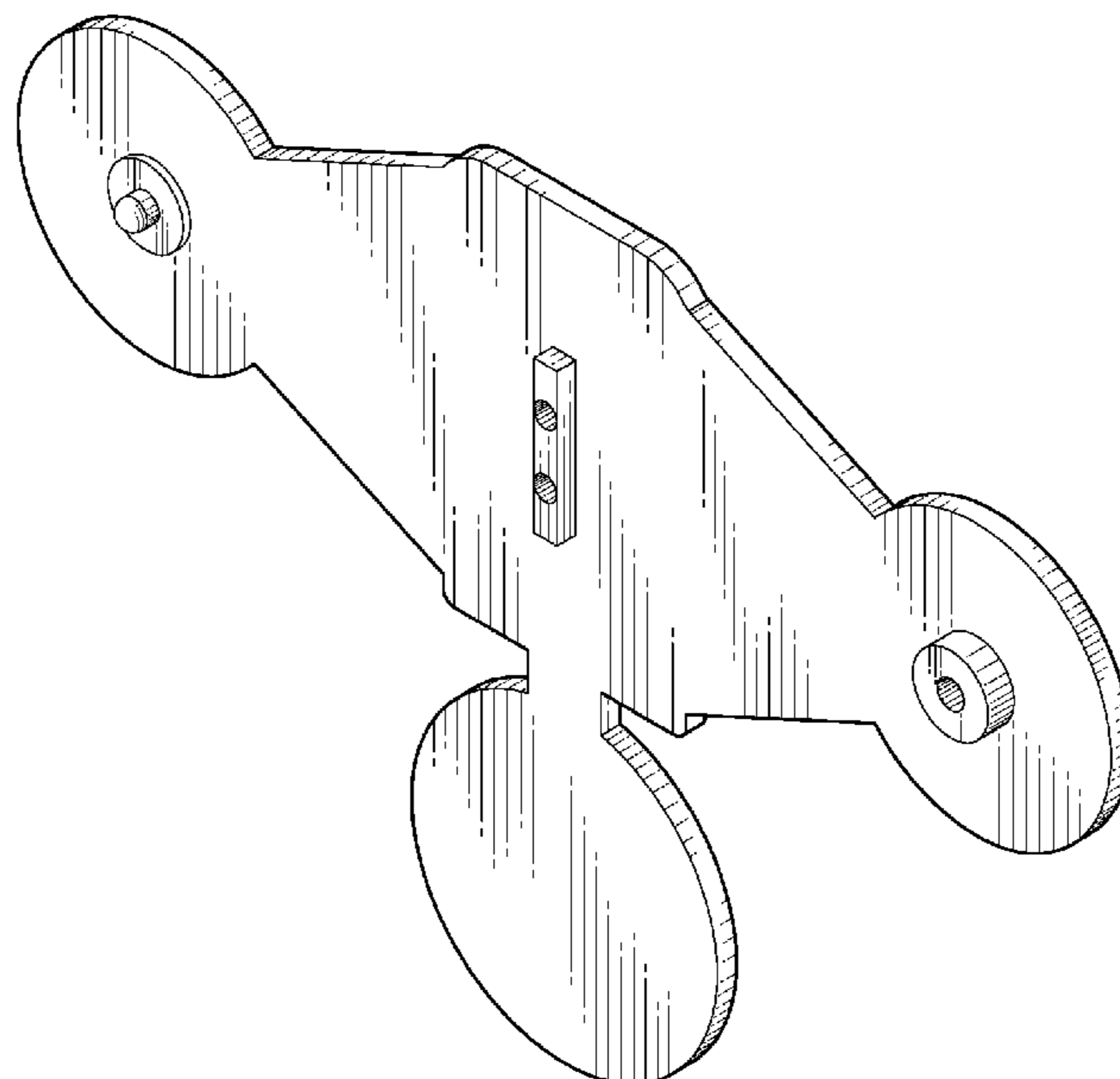
FIG. 5 is a right side elevational view thereof;

FIG. 6 is top plan view thereof; and,

FIG. 7 is a bottom plan view thereof.

The broken line showing is included for the purpose of illustrating environmental structure that forms no part of the claimed design.

1 Claim, 8 Drawing Sheets



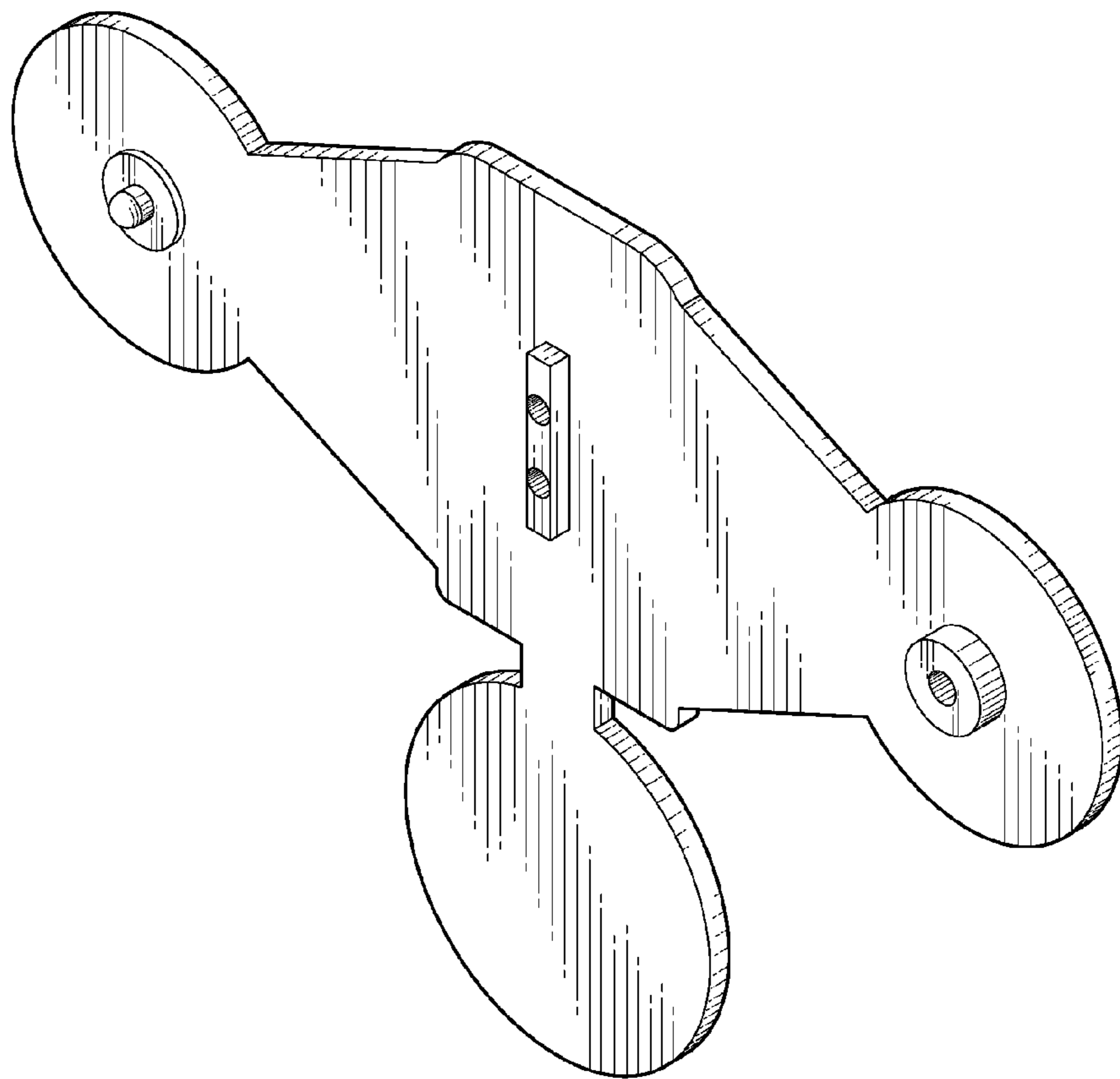


FIG. 1

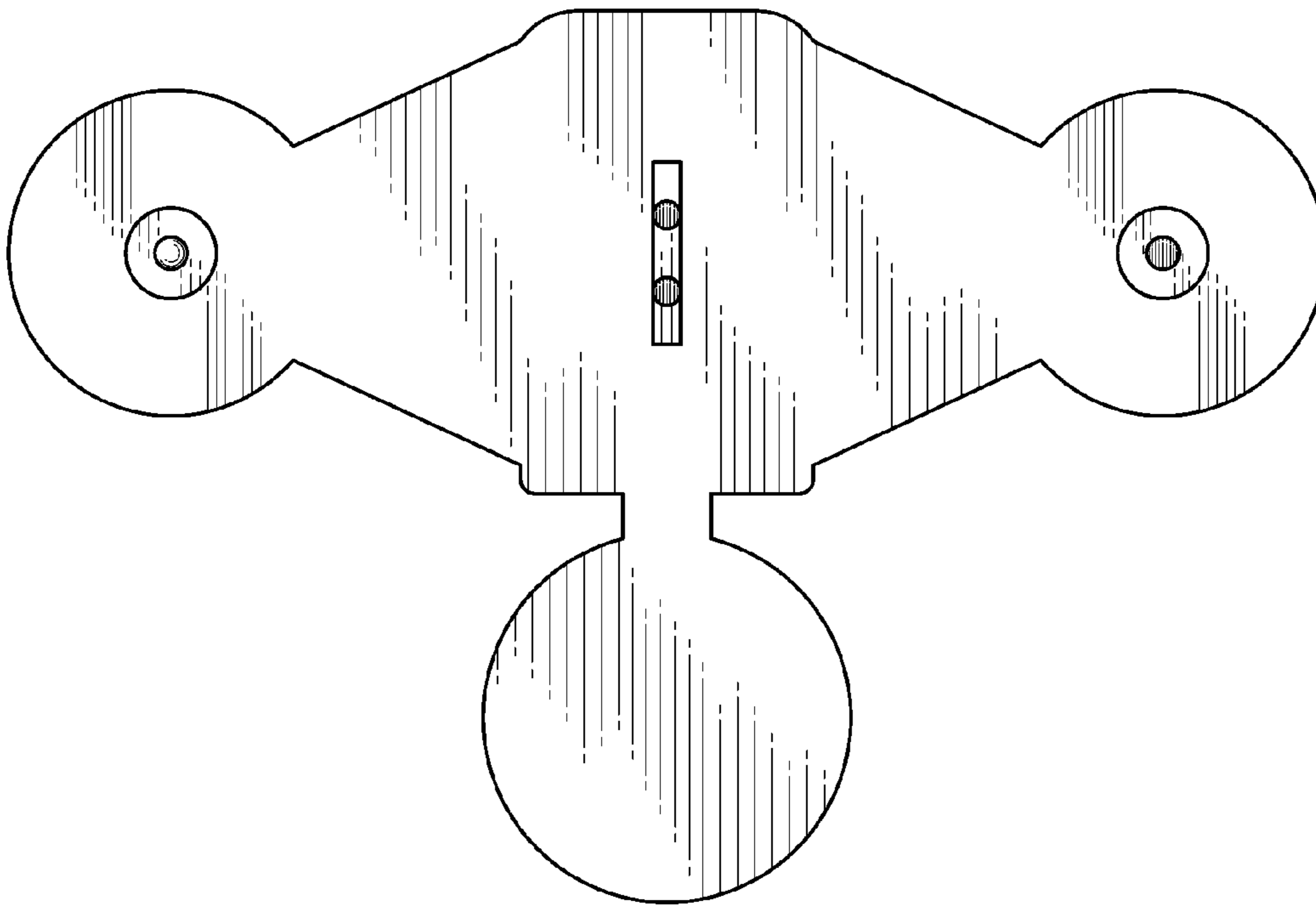


FIG. 2

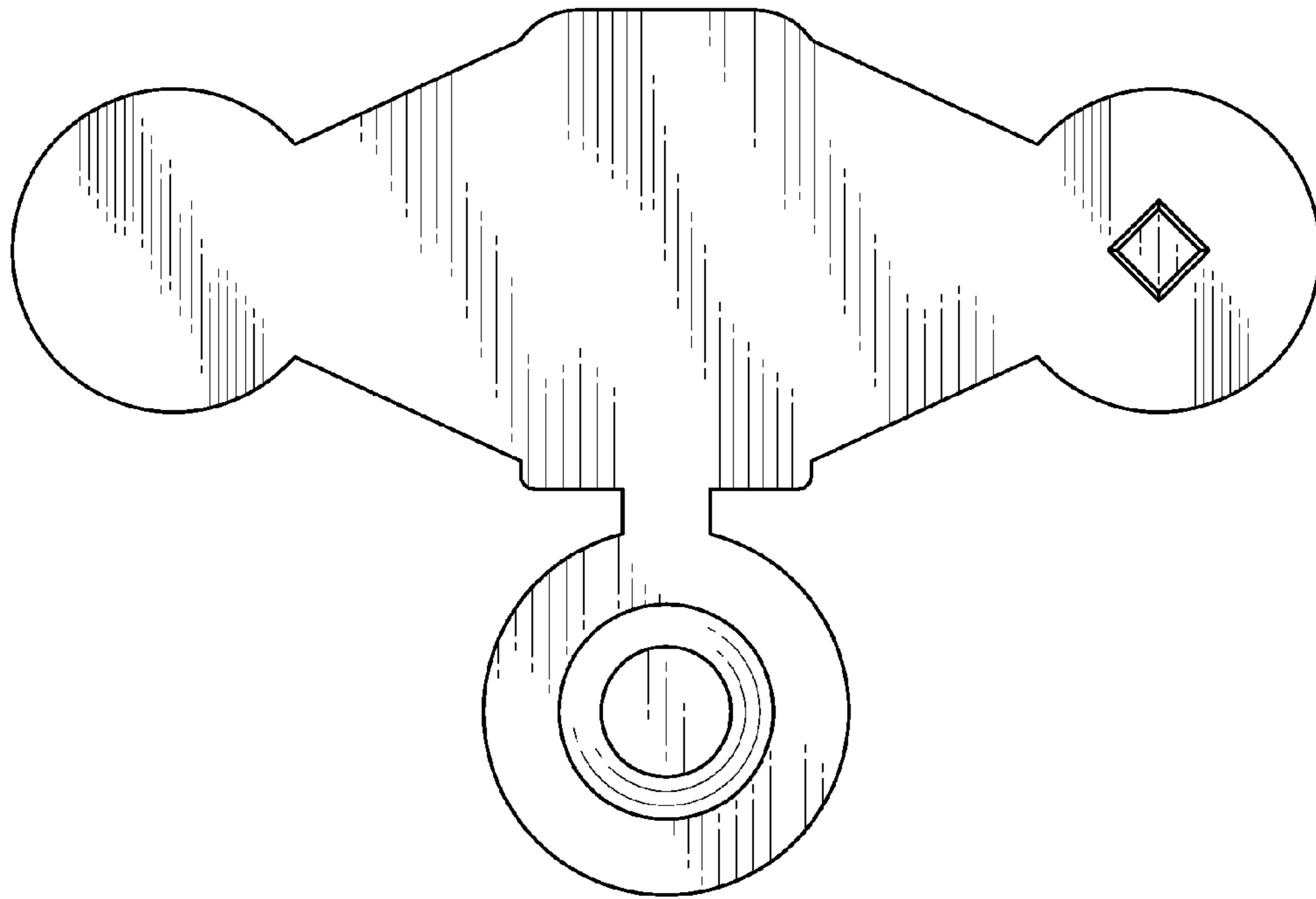


FIG. 3

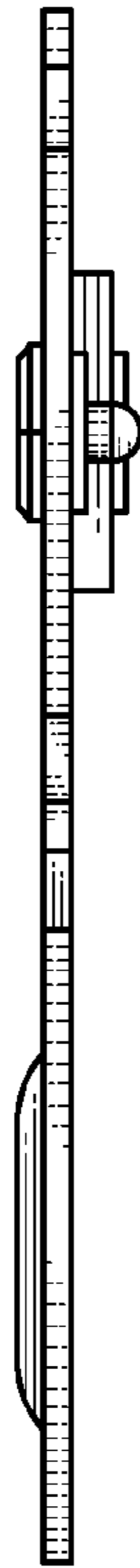


FIG. 4

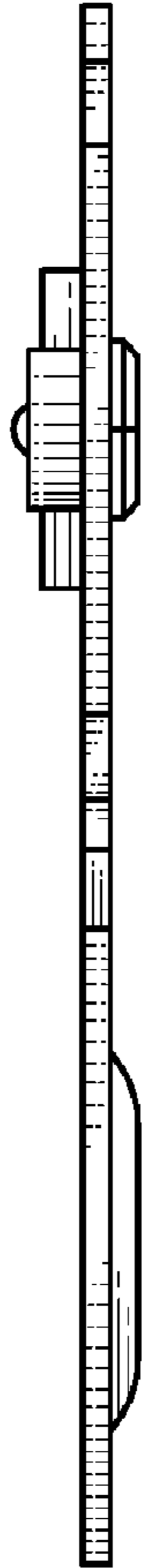


FIG. 5

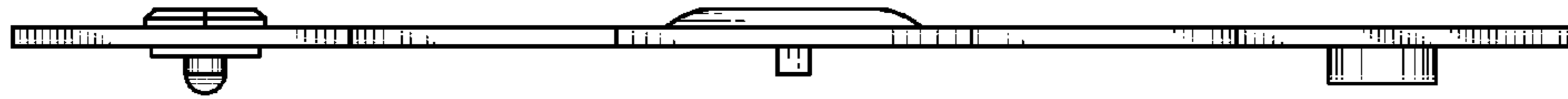


FIG. 6

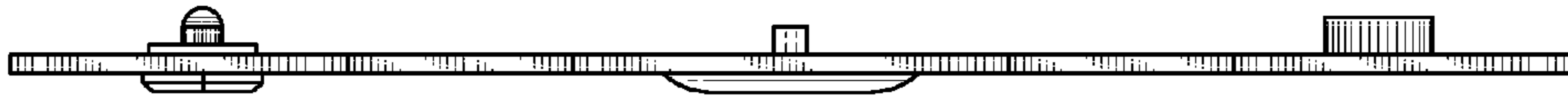


FIG. 7

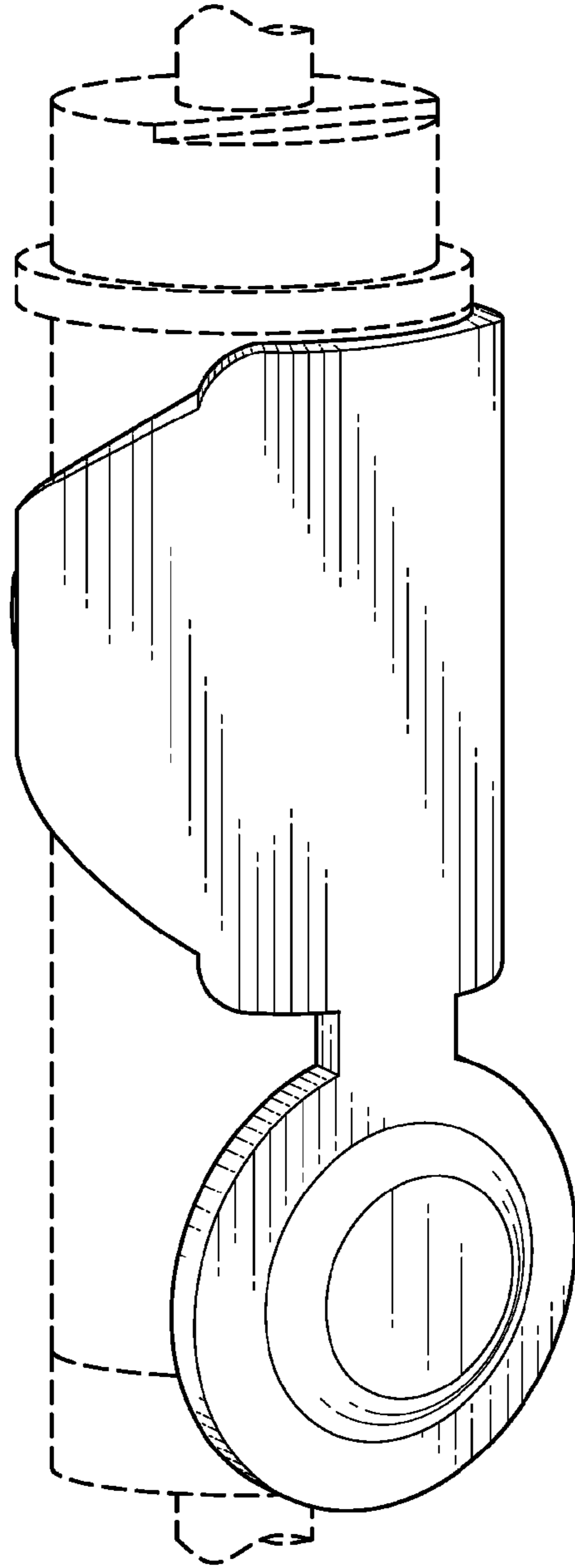


FIG. 8